



OHIO AUDITOR OF STATE  
**KEITH FABER**





**WEATHERSFIELD LOCAL SCHOOL DISTRICT  
TRUMBULL COUNTY  
JUNE 30, 2019**

**TABLE OF CONTENTS**

<b>TITLE</b>	<b>PAGE</b>
Independent Auditor's Report .....	1
Prepared by Management:	
Management's Discussion and Analysis .....	3
Basic Financial Statements:	
Government-wide Financial Statements:	
Statement of Net Position .....	15
Statement of Activities.....	16
Fund Financial Statements:	
Balance Sheet	
Governmental Funds .....	17
Reconciliation of Total Governmental Fund Balances to Net Position of Governmental Activities .....	18
Statement of Revenues, Expenditures and Changes in Fund Balance Governmental Funds .....	19
Reconciliation of the Statement of Revenues, Expenditures and Changes in Fund Balances of Governmental Funds to the Statement of Activities.....	20
Statement of Revenues, Expenditures and Changes in Fund Balance - Budget (Non-GAAP Basis) and Actual General Fund.....	21
Statement of Fiduciary Assets and Liabilities .....	22
Notes to the Basic Financial Statements .....	23

**WEATHERSFIELD LOCAL SCHOOL DISTRICT  
TRUMBULL COUNTY  
JUNE 30, 2019**

**TABLE OF CONTENTS  
(Continued)**

<b>TITLE</b>	<b>PAGE</b>
Required Supplementary Information:	
Schedule of the District's Proportionate Share of the Net Pension Liability (School Employees Retirement System) .....	62
Schedule of the District's Proportionate Share of the Net OPEB Liability (State Teachers Retirement System) .....	64
Schedule of the District's Pension Contributions School Employees Retirement System .....	66
Schedule of the District's Pension Contributions State Teachers Retirement System .....	68
Schedule of the District's Proportionate Share of the Net OPEB Liability (School Employees Retirement System) .....	70
Schedule of the District's OPEB Contributions School Employees Retirement System .....	72
Schedule of the District's OPEB Contributions State Teachers Retirement System .....	74
Notes to Required Supplementary Information .....	76
Independent Auditor's Report on Internal Control Over Financial Reporting and on Compliance and Other Matters Required by <i>Government Auditing Standards</i> .....	79
Schedule of Findings.....	81
Prepared by Management:	
Summary Schedule of Prior Audit Findings .....	83

# OHIO AUDITOR OF STATE KEITH FABER



101 Central Plaza South  
700 Chase Tower  
Canton, Ohio 44702-1509  
(330) 438-0617 or (800) 443-9272  
EastRegion@ohioauditor.gov

## INDEPENDENT AUDITOR'S REPORT

Weathersfield Local School District  
Trumbull County  
1334 Seaborn St.  
Mineral Ridge, Ohio 44440-9535

To the Board of Education:

### ***Report on the Financial Statements***

We have audited the accompanying financial statements of the governmental activities, each major fund, and the aggregate remaining fund information of the Weathersfield Local School District, Trumbull County, Ohio (the District), as of and for the year ended June 30, 2019, and the related notes to the financial statements, which collectively comprise the District's basic financial statements as listed in the table of contents.

### ***Management's Responsibility for the Financial Statements***

Management is responsible for preparing and fairly presenting these financial statements in accordance with accounting principles generally accepted in the United States of America; this includes designing, implementing, and maintaining internal control relevant to preparing and fairly presenting financial statements that are free from material misstatement, whether due to fraud or error.

### ***Auditor's Responsibility***

Our responsibility is to opine on these financial statements based on our audit. We audited in accordance with auditing standards generally accepted in the United States of America and the financial audit standards in the Comptroller General of the United States' *Government Auditing Standards*. Those standards require us to plan and perform the audit to reasonably assure the financial statements are free from material misstatement.

An audit requires obtaining evidence about financial statement amounts and disclosures. The procedures selected depend on our judgment, including assessing the risks of material financial statement misstatement, whether due to fraud or error. In assessing those risks, we consider internal control relevant to the District's preparation and fair presentation of the financial statements in order to design audit procedures that are appropriate in the circumstances, but not to the extent needed to opine on the effectiveness of the District's internal control. Accordingly, we express no such opinion. An audit also includes evaluating the appropriateness of management's accounting policies and the reasonableness of their significant accounting estimates, as well as our evaluation of the overall financial statement presentation.

We believe the audit evidence we obtained is sufficient and appropriate to support our audit opinions.

**Opinion**

In our opinion, the financial statements referred to above present fairly, in all material respects, the respective financial position of the governmental activities, each major fund, and the aggregate remaining fund information of the Weathersfield Local School District, Trumbull County, Ohio, as of June 30, 2019, and the budgetary comparison for the General Fund thereof for the year then ended in accordance with the accounting principles generally accepted in the United States of America.

**Other Matters**

*Required Supplementary Information*

Accounting principles generally accepted in the United States of America require this presentation to include *management's discussion and analysis*, and schedules of net pension and other post-employment benefit liabilities and pension and other post-employment benefit contributions listed in the table of contents, to supplement the basic financial statements. Although this information is not part of the basic financial statements, the Governmental Accounting Standards Board considers it essential for placing the basic financial statements in an appropriate operational, economic, or historical context. We applied certain limited procedures to the required supplementary information in accordance with auditing standards generally accepted in the United States of America, consisting of inquiries of management about the methods of preparing the information and comparing the information for consistency with management's responses to our inquiries, to the basic financial statements, and other knowledge we obtained during our audit of the basic financial statements. We do not opine or provide any assurance on the information because the limited procedures do not provide us with sufficient evidence to opine or provide any other assurance.

**Other Reporting Required by Government Auditing Standards**

In accordance with *Government Auditing Standards*, we have also issued our report dated March 31, 2020, on our consideration of the District's internal control over financial reporting and our tests of its compliance with certain provisions of laws, regulations, contracts and grant agreements and other matters. That report describes the scope of our internal control testing over financial reporting and compliance, and the results of that testing, and does not opine on internal control over financial reporting or on compliance. That report is an integral part of an audit performed in accordance with *Government Auditing Standards* in considering the District's internal control over financial reporting and compliance.



Keith Faber  
Auditor of State

Columbus, Ohio

March 31, 2020

**WEATHERSFIELD LOCAL SCHOOL DISTRICT  
TRUMBULL COUNTY, OHIO**

**MANAGEMENT'S DISCUSSION AND ANALYSIS  
FOR THE FISCAL YEAR ENDED JUNE 30, 2019  
(UNAUDITED)**

The management's discussion and analysis of the Weathersfield Local School District's (the "District") financial performance provides an overall review of the District's financial activities for the fiscal year ended June 30, 2019. The intent of this discussion and analysis is to look at the District's financial performance as a whole; readers should also review the basic financial statements and the notes to the basic financial statements to enhance their understanding of the District's financial performance.

**Financial Highlights**

Key financial highlights for fiscal year 2019 are as follows:

- In total, net position of governmental activities increased \$1,636,802 which represents a 13.73% increase from June 30, 2018's net position.
- General revenues accounted for \$9,003,031 in revenue or 71.13% of all revenues. Program specific revenues in the form of charges for services and sales, grants and contributions accounted for \$3,653,613 or 28.87% of total revenues of \$12,656,644.
- The District had \$11,019,842 in expenses related to governmental activities; \$3,653,613 of these expenses were offset by program specific charges for services, grants or contributions. General revenues supporting governmental activities (primarily taxes and unrestricted grants and entitlements) of \$9,003,031 were adequate to provide for these programs.
- The District's major governmental funds are the general fund and bond retirement fund. The general fund had \$11,063,434 in revenues and \$10,111,790 in expenditures and other financing uses. During fiscal year 2019, the general fund's fund balance increased \$951,644 from a balance of \$2,568,832 to a fund balance of \$3,520,476.
- The bond retirement fund had \$648,011 in revenues and \$627,565 in expenditures. During fiscal year 2019, the bond retirement fund's fund balance increased \$20,446 from a balance of \$602,440 to a fund balance of \$622,886.

**Using these Basic Financial Statements**

This annual report consists of a series of financial statements and notes to those statements. These statements are organized so the reader can understand the District as a financial whole, an entire operating entity. The statements then proceed to provide an increasingly detailed look at specific financial activities.

The *statement of net position* and *statement of activities* provide information about the activities of the whole District, presenting both an aggregate view of the District's finances and a longer-term view of those finances. Fund financial statements provide the next level of detail. For governmental funds, these statements tell how services were financed in the short-term as well as what remains for future spending. The fund financial statements also look at the District's most significant funds with all other nonmajor funds presented in total in one column. In the case of the District, the general fund and bond retirement fund are by far the most significant funds, and the only governmental funds reported as major funds.

**Reporting the District as a Whole**

***Statement of Net Position and the Statement of Activities***

While this document contains a large number of funds used by the District to provide programs and activities, the view of the District as a whole looks at all financial transactions and asks the question, "How did we do financially during fiscal year 2019?" The statement of net position and the statement of activities answer this question. These statements include *all assets, deferred outflows, liabilities, deferred inflows, revenues and expenses* using the *accrual basis of accounting* similar to the accounting used by most private-sector companies. This basis of accounting will take into account all of the current year's revenues and expenses regardless of when cash is received or paid.

**WEATHERSFIELD LOCAL SCHOOL DISTRICT  
TRUMBULL COUNTY, OHIO**

**MANAGEMENT'S DISCUSSION AND ANALYSIS  
FOR THE FISCAL YEAR ENDED JUNE 30, 2019  
(UNAUDITED)**

These two statements report the District's *net position* and changes in that position. This change in net position is important because it tells the reader that, for the District as a whole, the *financial position* of the District has improved or diminished. The causes of this change may be the result of many factors, some financial, some not. Non-financial factors include the District's property tax base, current property tax laws in Ohio restricting revenue growth, facility conditions, required educational programs and other factors.

In the statement of net position and the statement of activities, the Governmental Activities include the District's programs and services, including instruction, support services, operation and maintenance of plant, pupil transportation, extracurricular activities, and food service operations.

The District's statement of net position and statement of activities can be found on pages 15-16 of this report.

**Reporting the District's Most Significant Funds**

***Fund Financial Statements***

The analysis of the District's major governmental fund begins on page 11. Fund financial reports provide detailed information about the District's major funds. The District uses many funds to account for a multitude of financial transactions. However, these fund financial statements focus on the District's most significant funds. The District's major governmental funds are the general fund and the bond retirement fund.

***Governmental Funds***

Most of the District's activities are reported in governmental funds, which focus on how money flows into and out of those funds and the balances left at year-end available for spending in future periods. These funds are reported using an accounting method called *modified accrual* accounting, which measures cash and all other *financial assets* that can readily be converted to cash. The governmental fund financial statements provide a detailed *short-term* view of the District's general government operations and the basic services it provides. Governmental fund information helps you determine whether there are more or fewer financial resources that can be spent in the near future to finance educational programs. The relationship (or differences) between governmental *activities* (reported in the statement of net position and the statement of activities) and governmental *funds* is reconciled in the basic financial statements. The basic governmental fund financial statements can be found on pages 17-21 of this report.

***Reporting the District's Fiduciary Responsibilities***

The District acts in a trustee capacity as an agent for individuals or other entities. These activities are reported in agency funds. The District's fiduciary activities are reported in a separate statement of fiduciary assets and liabilities on page 22. These activities are excluded from the District's other financial statements because the assets cannot be utilized by the District to finance its operations.

***Notes to the Basic Financial Statements***

The notes provide additional information that is essential to a full understanding of the data provided in the government-wide and fund financial statements. These notes to the basic financial statements can be found on pages 23-60 of this report.

***Required Supplemental Information***

In addition to the basic financial statements and accompanying notes, this report also presents certain required supplementary information concerning the District's net position liability and net OPEB liability/asset. The required supplementary information can be found on pages 62-77 of this report.



**WEATHERSFIELD LOCAL SCHOOL DISTRICT  
TRUMBULL COUNTY, OHIO**

MANAGEMENT'S DISCUSSION AND ANALYSIS  
FOR THE FISCAL YEAR ENDED JUNE 30, 2019  
(UNAUDITED)

**The District as a Whole**

The statement of net position provides the perspective of the District as a whole. The following tables provides a summary of the District's net position for June 30, 2019 and June 30, 2018.

	<b>Net Position</b>	
	Governmental Activities 2019	Governmental Activities 2018
<b><u>Assets</u></b>		
Current and other assets	\$ 9,233,186	\$ 9,195,339
Net OPEB asset	614,785	-
Capital assets, net	27,365,290	28,139,354
Total assets	37,213,261	37,334,693
<b><u>Deferred Outflows of Resources</u></b>		
Unamortized deferred charges on debt refunding	26,355	37,261
Pension	3,084,540	3,270,594
OPEB	270,021	112,783
Total deferred outflows of resources	3,380,916	3,420,638
<b><u>Liabilities</u></b>		
Current liabilities	1,006,006	1,279,183
Long-term liabilities:		
Due in one year	471,096	458,961
Due within more than one year:		
Net pension liability	10,788,938	10,931,099
Net OPEB liability	1,168,503	2,456,293
Other amounts	8,597,160	8,951,265
Total liabilities	22,031,703	24,076,801
<b><u>Deferred Inflows of Resources</u></b>		
Property taxes levied for the next fiscal year	3,021,532	3,647,277
Pension	883,189	772,823
OPEB	1,094,997	332,476
Total deferred inflows of resources	4,999,718	4,752,576
<b><u>Net Position</u></b>		
Net investment in capital assets	19,012,981	19,497,924
Restricted	1,041,920	1,022,656
Unrestricted (deficit)	(6,492,145)	(8,594,626)
Total net position	\$ 13,562,756	\$ 11,925,954

**WEATHERSFIELD LOCAL SCHOOL DISTRICT  
TRUMBULL COUNTY, OHIO**

MANAGEMENT'S DISCUSSION AND ANALYSIS  
FOR THE FISCAL YEAR ENDED JUNE 30, 2019  
(UNAUDITED)

The net pension liability is reported pursuant to Governmental Accounting Standards Board (GASB) Statement 68, "Accounting and Financial Reporting for Pensions—an Amendment of GASB Statement 27." The net other postemployment benefits (OPEB) liability/asset is reported pursuant to GASB Statement 75, "Accounting and Financial Reporting for Postemployment Benefits Other Than Pensions." For reasons discussed below, many end users of this financial statement will gain a clearer understanding of the District's actual financial condition by adding deferred inflows related to pension and OPEB, the net pension liability, and the net OPEB liability to the reported net position and subtracting deferred outflows related to pension and OPEB and the net OPEB asset.

GASB standards are national and apply to all government financial reports prepared in accordance with generally accepted accounting principles. Prior accounting for pensions (GASB 27) and postemployment benefits (GASB 45) focused on a funding approach. This approach limited pension and OPEB costs to contributions annually required by law, which may or may not be sufficient to fully fund each plan's net pension liability or net OPEB liability. GASB 68 and GASB 75 take an earnings approach to pension and OPEB accounting; however, the nature of Ohio's statewide pension/OPEB plans and state law governing those systems requires additional explanation in order to properly understand the information presented in these statements.

GASB 68 and GASB 75 require the net pension liability and the net OPEB liability/asset to equal the District's proportionate share of each plan's collective:

1. Present value of estimated future pension/OPEB benefits attributable to active and inactive employees' past service.
2. Minus plan assets available to pay these benefits.

GASB notes that pension and OPEB obligations, whether funded or unfunded, are part of the "employment exchange" – that is, the employee is trading his or her labor in exchange for wages, benefits, and the promise of a future pension and other postemployment benefits. GASB noted that the unfunded portion of this promise is a present obligation of the government, part of a bargained-for benefit to the employee, and should accordingly be reported by the government as a liability since they received the benefit of the exchange. However, the District is not responsible for certain key factors affecting the balance of these liabilities. In Ohio, the employee shares the obligation of funding pension benefits with the employer. Both employer and employee contribution rates are capped by State statute. A change in these caps requires action of both Houses of the General Assembly and approval of the Governor. Benefit provisions are also determined by State statute. The Ohio Revised Code permits, but does not require, the retirement systems to provide healthcare to eligible benefit recipients. The retirement systems may allocate a portion of the employer contributions to provide for these OPEB benefits.

The employee enters the employment exchange with the knowledge that the employer's promise is limited not by contract but by law. The employer enters the exchange also knowing that there is a specific, legal limit to its contribution to the retirement system. In Ohio, there is no legal means to enforce the unfunded liability of the pension/OPEB plan *as against the public employer*. State law operates to mitigate/lessen the moral obligation of the public employer to the employee, because all parties enter the employment exchange with notice as to the law. The retirement system is responsible for the administration of the pension and OPEB plans.

Most long-term liabilities have set repayment schedules or, in the case of compensated absences (i.e. sick and vacation leave), are satisfied through paid time-off or termination payments. There is no repayment schedule for the net pension liability or the net OPEB liability. As explained above, changes in benefits, contribution rates, and return on investments affect the balance of these liabilities but are outside the control of the local government. In the event that contributions, investment returns, and other changes are insufficient to keep up with required payments, State statute does not assign/identify the responsible party for the unfunded portion. Due to the unique nature of how the net pension liability and the net OPEB liability/asset are satisfied, these liabilities are separately identified within the long-term liability section of the statement of net position.

In accordance with GASB 68 and GASB 75, the District's statements prepared on an accrual basis of accounting include an annual pension expense and an annual OPEB expense for their proportionate share of each plan's change in net pension liability and net OPEB liability/asset, respectively, not accounted for as deferred inflows/outflows.

**WEATHERSFIELD LOCAL SCHOOL DISTRICT  
TRUMBULL COUNTY, OHIO**

**MANAGEMENT'S DISCUSSION AND ANALYSIS  
FOR THE FISCAL YEAR ENDED JUNE 30, 2019  
(UNAUDITED)**

Over time, net position can serve as a useful indicator of a government's financial position. At June 30, 2019, the District's assets and deferred outflows of resources exceeded liabilities and deferred inflows of resources by \$13,562,756.

At year-end, capital assets represented 73.54% of total assets. Capital assets include land, land improvements, buildings and improvements, furniture and equipment and vehicles. Net investment in capital assets at June 30, 2019, was \$19,012,981. These capital assets are used to provide services to the students and are not available for future spending. Although the District's investment in capital assets is reported net of related debt, it should be noted that the resources to repay the debt must be provided from other sources, since capital assets may not be used to liquidate these liabilities.

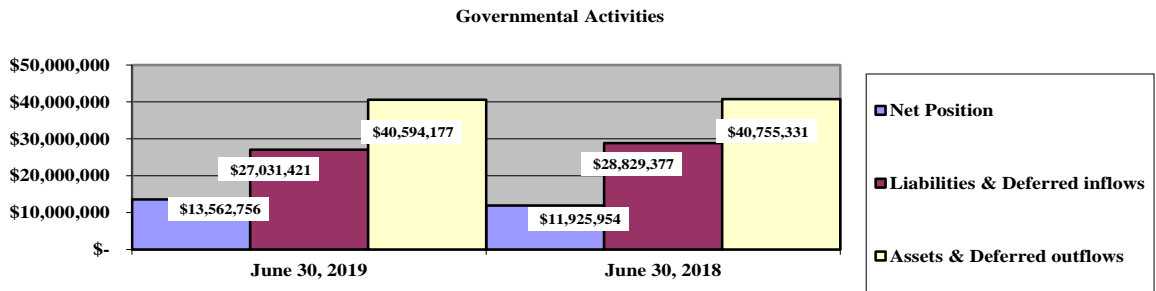
Deferred outflows related to pension decreased primarily due to changes in assumptions by the State Teachers Retirement System (STRS). See Note 13 for more detail.

Total assets include a net OPEB asset reported by STRS. See Note 14 for more detail. STRS did not report a net pension asset in the prior year.

Long-term liabilities decreased primarily due to a decrease in the net pension liability and net OPEB liability. These liabilities are outside of the control of the District. The District contributes its statutorily required contributions to the pension systems; however, it's the pension systems that collect, hold and distribute pensions and OPEB to District employees, not the District.

A portion of the District's net position, \$1,041,920, represents resources that are subject to external restriction on how they may be used.

The graph below presents the District's governmental activities assets and deferred outflows, liabilities and deferred inflows, and net position for fiscal year 2019 and 2018.



**WEATHERSFIELD LOCAL SCHOOL DISTRICT  
TRUMBULL COUNTY, OHIO**

**MANAGEMENT'S DISCUSSION AND ANALYSIS  
FOR THE FISCAL YEAR ENDED JUNE 30, 2019  
(UNAUDITED)**

The table below shows the change in net position for fiscal years 2019 and 2018.

	<b>Change in Net Position</b>	
	Governmental Activities <u>2019</u>	Governmental Activities <u>2018</u>
<b><u>Revenues</u></b>		
Program revenues:		
Charges for services and sales	\$ 2,413,587	\$ 2,372,442
Operating grants and contributions	1,240,026	1,174,870
Capital grants and contributions	-	1,184
General revenues:		
Property taxes	3,747,338	3,443,403
Grants and entitlements	5,128,848	5,005,724
Investment earnings	88,267	28,748
Other	<u>38,578</u>	<u>104,215</u>
Total revenues	<u>12,656,644</u>	<u>12,130,586</u>
<b><u>Expenses</u></b>		
Program expenses:		
Instruction:		
Regular	\$ 4,102,678	\$ 2,156,015
Special	870,062	705,011
Adult	-	8,581
Other	762,364	528,630
Support services:		
Pupil	682,251	306,395
Instructional staff	159,722	144,731
Board of education	19,659	19,117
Administration	1,000,680	555,343
Fiscal	297,719	207,283
Business	13,176	6,276
Operations and maintenance	1,473,850	960,161
Pupil transportation	423,068	309,119
Central	78	60
Operation of non-instructional services:		
Other non-instructional services	62,778	291,408
Food service operations	344,904	314,743
Extracurricular activities	524,819	354,920
Interest and fiscal charges	<u>282,034</u>	<u>281,359</u>
Total expenses	<u>11,019,842</u>	<u>7,149,152</u>
Change in net position	1,636,802	4,981,434
Net position at beginning of year	<u>11,925,954</u>	<u>6,944,520</u>
Net position at end of year	<u><u>\$ 13,562,756</u></u>	<u><u>\$ 11,925,954</u></u>

**WEATHERSFIELD LOCAL SCHOOL DISTRICT  
TRUMBULL COUNTY, OHIO**

**MANAGEMENT’S DISCUSSION AND ANALYSIS  
FOR THE FISCAL YEAR ENDED JUNE 30, 2019  
(UNAUDITED)**

**Governmental Activities**

Net position of the District’s governmental activities increased \$1,636,802. Total governmental expenses of \$11,019,842 were offset by program revenues of \$3,653,613 and general revenues of \$9,003,031. Program revenues supported 33.15% of the total governmental expenses.

Overall, expenses of the governmental activities increased \$3,870,690 or 54.14%. This increase is primarily the result of the STRS indefinitely suspending the Cost of Living Adjustment (“COLA”) and the School Employee Retirement System (SERS) lowering the COLA from 3.00% to 2.50% in fiscal year 2018. These benefit changes caused a decrease to the net pension liability reported at June 30, 2018 and the subsequent expenses reported for fiscal year 2018 when compared to fiscal year 2017.

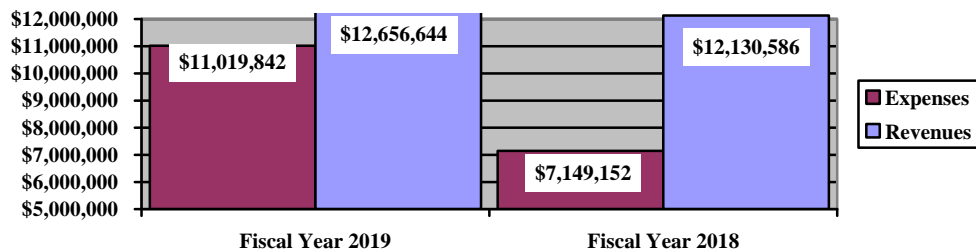
On an accrual basis, the District reported \$977,173 and (\$3,586,119) in pension expense for fiscal year 2019 and 2018, respectively. In addition, the District reported (\$1,262,016) and (\$384,637) in OPEB expense for fiscal year 2019 and 2018, respectively. The increase in both the net pension expense and the OPEB expense from fiscal year 2018 to fiscal year 2019 was \$3,685,913. This increase is primarily the result of the benefit changes by the retirement systems. Fluctuations in the pension and OPEB expense makes it difficult to compare financial information between years. Pension and OPEB expense are components of program expenses reported on the statement of activities. The District’s total expenses for fiscal year 2019 are comparable to total fiscal year 2017 expenses.

The primary sources of revenue for governmental activities are derived from property taxes, and grants and entitlements. These revenue sources represent 70.13% of total governmental revenue.

The largest expense of the District is for instructional programs. Instruction expenses totaled \$5,735,104 or 52.04% of total governmental expenses for fiscal year 2019.

The graph below presents the District’s governmental activities revenue and expenses for fiscal years 2019 and 2018.

**Governmental Activities - Revenues and Expenses**



The statement of activities shows the cost of program services and the charges for services and grants offsetting those services. The following table shows, for governmental activities, the total cost of services and the net cost of services. That is, it identifies the cost of these services supported by tax revenue and unrestricted State grants and entitlements.

**WEATHERSFIELD LOCAL SCHOOL DISTRICT  
TRUMBULL COUNTY, OHIO**

**MANAGEMENT'S DISCUSSION AND ANALYSIS  
FOR THE FISCAL YEAR ENDED JUNE 30, 2019  
(UNAUDITED)**

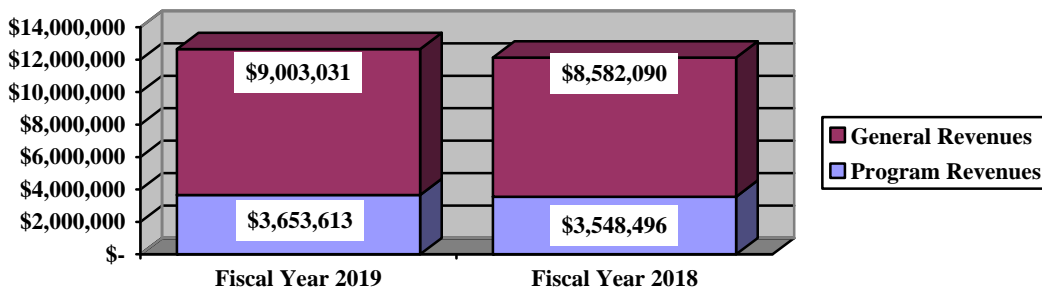
**Governmental Activities**

	Total Cost of Services 2019	Net Cost of Services 2019	Total Cost of Services 2018	Net Cost of Services 2018
<b>Program expenses</b>				
Instruction:				
Regular	\$ 4,102,678	\$ 2,030,237	\$ 2,156,015	\$ (55,694)
Special	870,062	(15,561)	705,011	57,938
Adult	-	-	8,581	8,581
Other	762,364	762,364	528,630	528,630
Support services:				
Pupil	682,251	568,080	306,395	232,322
Instructional staff	159,722	134,886	144,731	139,731
Board of education	19,659	19,659	19,117	19,117
Administration	1,000,680	913,367	555,343	497,673
Fiscal	297,719	281,907	207,283	194,993
Business	13,176	13,176	6,276	6,276
Operations and maintenance	1,473,850	1,459,611	960,161	937,290
Pupil transportation	423,068	404,257	309,119	219,301
Central	78	78	60	60
Operations of non-instructional services:				
Other non-instructional services	62,778	62,778	291,408	291,408
Food service operations	344,904	34,808	314,743	8,771
Extracurricular activities	524,819	414,548	354,920	232,900
Interest and fiscal charges	282,034	282,034	281,359	281,359
<b>Total expenses</b>	<b>\$ 11,019,842</b>	<b>\$ 7,366,229</b>	<b>\$ 7,149,152</b>	<b>\$ 3,600,656</b>

The dependence upon tax and other general revenues for governmental activities is apparent as 48.42% of instruction activities are supported through taxes and other general revenues. For all governmental activities, general revenue support is 66.85%. The District's taxpayers and unrestricted grants and entitlements from the State of Ohio are the primary support for the District's students.

The graph below presents the District's governmental activities revenue for fiscal years 2019 and 2018.

**Governmental Activities - General and Program Revenues**



**WEATHERSFIELD LOCAL SCHOOL DISTRICT  
TRUMBULL COUNTY, OHIO**

**MANAGEMENT'S DISCUSSION AND ANALYSIS  
FOR THE FISCAL YEAR ENDED JUNE 30, 2019  
(UNAUDITED)**

**The District's Funds**

The District's governmental funds reported a combined fund balance of \$4,637,249, which is higher than last year's balance of \$3,723,957. The schedule below indicates the fund balance and the total change in fund balance as of June 30, 2019 and June 30, 2018.

	Fund Balance <u>June 30, 2019</u>	Fund Balance <u>June 30, 2018</u>	<u>Change</u>	<u>Percentage Change</u>
General	\$ 3,520,476	\$ 2,568,832	\$ 951,644	37.05 %
Bond retirement	622,886	602,440	20,446	3.39 %
Other Governmental	<u>493,887</u>	<u>552,685</u>	<u>(58,798)</u>	(10.64) %
Total	<u>\$ 4,637,249</u>	<u>\$ 3,723,957</u>	<u>\$ 913,292</u>	24.52 %

**General Fund**

The District's general fund balance increased \$951,644.

The table that follows assists in illustrating the financial activities and fund balance of the general fund.

	2019 <u>Amount</u>	2018 <u>Amount</u>	<u>Change</u>	<u>Percentage Change</u>
<b><u>Revenues</u></b>				
Property taxes	\$ 3,093,484	\$ 2,847,545	\$ 245,939	8.64 %
Tuition	2,183,795	2,131,559	52,236	2.45 %
Earnings on investments	85,771	28,748	57,023	198.35 %
Intergovernmental	5,627,004	5,431,704	195,300	3.60 %
Other revenues	<u>73,380</u>	<u>82,080</u>	<u>(8,700)</u>	(10.60) %
Total	<u>\$ 11,063,434</u>	<u>\$ 10,521,636</u>	<u>\$ 541,798</u>	5.15 %
<b><u>Expenditures</u></b>				
Instruction	\$ 5,924,018	\$ 5,978,572	\$ (54,554)	(0.91) %
Support services	3,686,228	3,793,190	(106,962)	(2.82) %
Extracurricular activities	313,344	301,277	12,067	4.01 %
Facilities acquisition and construction	50,904	32,633	18,271	55.99 %
Debt service	<u>12,900</u>	<u>142,301</u>	<u>(129,401)</u>	(90.93) %
Total	<u>\$ 9,987,394</u>	<u>\$ 10,247,973</u>	<u>\$ (260,579)</u>	(2.54) %

Overall revenue in the general fund increased \$541,798 or 5.15%. Property taxes increased \$245,939 or 8.64% primarily due to an increase in current fiscal year collections. Overall expenditures of the general fund decreased \$260,759 or 2.54%. Support services decreased \$106,962 or 2.82% primarily due to a decrease in instructional staff and pupil transportation related expenditures in the current fiscal year. Facilities acquisition and construction increased \$18,271 or 55.99% due to the District expending capital related expenditures out of the general fund in the current fiscal year. Debt service decreased \$129,401 or 90.93% due to the District fulfilling a bus lease obligation in fiscal year 2018 that was paid out of the general fund. All other expenditures and revenues remained comparable to fiscal year 2018.

**WEATHERSFIELD LOCAL SCHOOL DISTRICT  
TRUMBULL COUNTY, OHIO**

MANAGEMENT'S DISCUSSION AND ANALYSIS  
FOR THE FISCAL YEAR ENDED JUNE 30, 2019  
(UNAUDITED)

***General Fund Budgeting Highlights***

The District's budget is prepared according to Ohio law and is based on accounting for certain transactions on a basis of cash receipts, disbursements and encumbrances. The most significant budgeted fund is the general fund.

During the course of fiscal year 2019, the District amended its general fund budget several times. For the general fund, original budgeted revenues and other financing sources were \$9,563,243. Final budgeted revenues and other financing sources were \$10,268,471. Actual budgeted revenues and other financing sources were \$10,432,838, an increase of \$164,367 from final budgeted revenues.

General fund original appropriations (appropriated expenditures including other financing uses) and final budget appropriations were \$11,000,000. The actual budget basis expenditures and other financing uses for fiscal year 2019 were \$9,803,519.

***Bond Retirement Fund***

The bond retirement fund had \$648,011 in revenues and \$627,565 in expenditures. During fiscal year 2019, the bond retirement fund's fund balance increased \$20,446 from a balance of \$602,440 to a fund balance of \$622,886.

**Capital Assets and Debt Administration**

***Capital Assets***

At the end of fiscal year 2019, the District had \$27,365,290 invested in land, land improvements, buildings and improvements, furniture and equipment and vehicles. This entire amount is reported in governmental activities.

The following table shows June 30, 2019 balances compared to June 30, 2018:

**Capital Assets at June 30  
(Net of Depreciation)**

	Governmental Activities	
	2019	2018
Land	\$ 60,088	\$ 60,088
Land improvements	1,518,823	1,576,468
Building and improvements	24,511,549	25,094,086
Furniture and equipment	886,275	938,828
Vehicles	388,555	469,884
	\$ 27,365,290	\$ 28,139,354

The overall decrease in capital assets of \$774,064 is due to depreciation expense of \$930,194 exceeding capital outlays of \$156,130.

See Note 8 to the basic financial statements for additional information on the District's capital assets.



**WEATHERSFIELD LOCAL SCHOOL DISTRICT  
TRUMBULL COUNTY, OHIO**

**MANAGEMENT'S DISCUSSION AND ANALYSIS  
FOR THE FISCAL YEAR ENDED JUNE 30, 2019  
(UNAUDITED)**

***Debt Administration***

At June 30, 2019, the District had \$14,589 in capital leases, \$425,000 in 2013 series refunding bonds and \$7,899,111 in 2012 series bonds. Of this total, \$391,564 is due within one year and \$7,947,136 is due in greater than one year. The following table summarizes the lease purchase agreements, capital leases and bonds outstanding at June 30, 2019 and June 30, 2018.

**Outstanding Debt, at Year End**

	<u>Governmental Activities June 30, 2019</u>	<u>Governmental Activities June 30, 2018</u>
Capital lease agreements	14,589	26,436
Series 2013 general obligation refunding bonds	425,000	560,000
Series 2012 general obligation bonds	<u>7,899,111</u>	<u>8,116,688</u>
<b>Total</b>	<b><u>\$ 8,338,700</u></b>	<b><u>\$ 8,703,124</u></b>

See Note 10 to the basic financial statements for additional information on the District's debt administration.

**Current Financial Related Activities**

The District has two emergency levies. The first one originally voted in 2004 was renewed for 5 years at 5.5 mills. This levy generates \$538,168 and was renewed at the November 5, 2013 general election. The levy renewed for a period of 10 years at 5.15 mills. The second emergency levy was renewed for a 10-year period in May of 2019. This levy generates \$418,128 and was renewed at 3.650 mills.

The restructuring of the District is an ongoing issue. Beginning with the 2013 fiscal year, a majority of our special education services which had been contracted out with the Trumbull County Educational Service Center (TCESC) have been brought in-house. Our District hired a full time School Psychologist in 2019. This position was previously shared with the McDonald Local School District. We also hired a full time Speech Pathologist, a position that was previously contracted through Easter Seals. We are also looking into shared busing options as well. The special education supervisor and work study services that we were obtaining from TCESC has also been removed and our staff now handles these positions with our Special Education Director handling the Special Education Administrator position.

After years of diligent work, the Weathersfield Local Schools have cut their spending to 2006-2007 school year levels. We have downsized via attrition or retirement in both the classified and certified fields. The District paid off four buses in 2018 that were purchased in 2013. This brought the fleet to 9 buses; 6 of them now less than 6 years old. Three additional new buses were purchased in 2018 as well as two mini, handicap accessible buses.

**Contacting the District's Financial Management**

This financial report is designed to provide our citizens, taxpayers, and investors and creditors with a general overview of the District's finances and to show the District's accountability for the money it receives. If you have questions about this report or need additional financial information contact Mr. Steve Haynie, Treasurer, Weathersfield Local School District, 1334 Seaborn Street, Mineral Ridge, Ohio 44440.

THIS PAGE IS INTENTIONALLY LEFT BLANK

**WEATHERSFIELD LOCAL SCHOOL DISTRICT  
TRUMBULL COUNTY, OHIO**

STATEMENT OF NET POSITION  
JUNE 30, 2019

		<u>Governmental Activities</u>
<b>Assets:</b>		
Equity in pooled cash and cash equivalents. . .	\$	5,550,080
Receivables:		
Taxes . . . . .		3,573,572
Accrued interest. . . . .		2,521
Intergovernmental . . . . .		56,783
Prepayments. . . . .		43,785
Materials and supplies inventory . . . . .		2,361
Inventory held for resale. . . . .		4,084
Net OPEB asset . . . . .		614,785
Capital assets:		
Nondepreciable capital assets . . . . .		60,088
Depreciable capital assets, net . . . . .		27,305,202
Capital assets, net . . . . .		<u>27,365,290</u>
Total assets . . . . .		<u>37,213,261</u>
<b>Deferred outflows of resources:</b>		
Unamortized deferred charges on debt refunding		26,355
Pension . . . . .		3,084,540
OPEB . . . . .		<u>270,021</u>
Total deferred outflows of resources . . . . .		<u>3,380,916</u>
<b>Liabilities:</b>		
Accounts payable. . . . .		25,338
Contracts payable. . . . .		45,000
Accrued wages and benefits . . . . .		727,883
Intergovernmental payable . . . . .		17,910
Pension and postemployment benefits payable .		171,614
Accrued interest payable . . . . .		18,261
Long-term liabilities:		
Due within one year. . . . .		471,096
Due in more than one year:		
Net pension liability. . . . .		10,788,938
Net OPEB liability. . . . .		1,168,503
Other amounts due in more than one year .		8,597,160
Total liabilities . . . . .		<u>22,031,703</u>
<b>Deferred inflows of resources:</b>		
Property taxes levied for the next fiscal year. .		3,021,532
Pension . . . . .		883,189
OPEB. . . . .		<u>1,094,997</u>
Total deferred inflows of resources. . . . .		<u>4,999,718</u>
<b>Net position:</b>		
Net investment in capital assets . . . . .		19,012,981
Restricted for:		
Capital projects . . . . .		185,256
Classroom facilities maintenance . . . . .		128,861
Debt service. . . . .		588,856
State funded programs. . . . .		14,867
Federally funded programs . . . . .		24,102
Student activities . . . . .		32,558
Other purposes . . . . .		67,420
Unrestricted (deficit) . . . . .		<u>(6,492,145)</u>
Total net position. . . . .	\$	<u>13,562,756</u>

SEE ACCOMPANYING NOTES TO THE BASIC FINANCIAL STATEMENTS

**WEATHERSFIELD LOCAL SCHOOL DISTRICT  
TRUMBULL COUNTY, OHIO**

STATEMENT OF ACTIVITIES  
FOR THE FISCAL YEAR ENDED JUNE 30, 2019

	Expenses	Program Revenues		Net (Expense) Revenue and Changes in Net Position Governmental Activities
		Charges for Services and Sales	Operating Grants and Contributions	
<b>Governmental activities:</b>				
Instruction:				
Regular . . . . .	\$ 4,102,678	\$ 2,000,466	\$ 71,975	\$ (2,030,237)
Special . . . . .	870,062	209,786	675,837	15,561
Other . . . . .	762,364	-	-	(762,364)
Support services:				
Pupil . . . . .	682,251	-	114,171	(568,080)
Instructional staff . . . . .	159,722	-	24,836	(134,886)
Board of education . . . . .	19,659	-	-	(19,659)
Administration . . . . .	1,000,680	22	87,291	(913,367)
Fiscal . . . . .	297,719	5,016	10,796	(281,907)
Business . . . . .	13,176	-	-	(13,176)
Operations and maintenance . . . . .	1,473,850	4,517	9,722	(1,459,611)
Pupil transportation . . . . .	423,068	-	18,811	(404,257)
Central . . . . .	78	-	-	(78)
Operation of non-instructional services:				
Other non-instructional services . . . . .	62,778	-	-	(62,778)
Food service operations . . . . .	344,904	98,374	211,722	(34,808)
Extracurricular activities . . . . .	524,819	95,406	14,865	(414,548)
Interest and fiscal charges . . . . .	282,034	-	-	(282,034)
<b>Total governmental activities . . . . .</b>	<b>\$ 11,019,842</b>	<b>\$ 2,413,587</b>	<b>\$ 1,240,026</b>	<b>(7,366,229)</b>

**General revenues:**

Property taxes levied for:	
General purposes . . . . .	3,080,901
Debt service . . . . .	579,303
Capital projects . . . . .	43,567
Classroom facilities and maintenance . . . . .	43,567
Grants and entitlements not restricted to specific programs . . . . .	
Investment earnings . . . . .	88,267
Miscellaneous . . . . .	38,578
<b>Total general revenues . . . . .</b>	<b>9,003,031</b>
Change in net position . . . . .	1,636,802
<b>Net position at beginning of year . . . . .</b>	<b>11,925,954</b>
<b>Net position at end of year . . . . .</b>	<b>\$ 13,562,756</b>

SEE ACCOMPANYING NOTES TO THE BASIC FINANCIAL STATEMENTS

**WEATHERSFIELD LOCAL SCHOOL DISTRICT  
TRUMBULL COUNTY, OHIO**

BALANCE SHEET  
GOVERNMENTAL FUNDS  
JUNE 30, 2019

	<u>General</u>	<u>Bond Retirement</u>	<u>Nonmajor Governmental Funds</u>	<u>Total Governmental Funds</u>
<b>Assets:</b>				
Equity in pooled cash and cash equivalents. . . . .	\$ 4,426,045	\$ 617,447	\$ 506,588	\$ 5,550,080
Receivables:				
Property taxes. . . . .	2,824,117	651,855	97,600	3,573,572
Accrued interest. . . . .	2,496	-	25	2,521
Intergovernmental. . . . .	22,370	-	34,413	56,783
Prepayments. . . . .	43,785	-	-	43,785
Materials and supplies inventory . . . . .	-	-	2,361	2,361
Inventory held for resale. . . . .	-	-	4,084	4,084
Total assets . . . . .	<u>\$ 7,318,813</u>	<u>\$ 1,269,302</u>	<u>\$ 645,071</u>	<u>\$ 9,233,186</u>
<b>Liabilities:</b>				
Accounts payable . . . . .	\$ 24,767	\$ -	\$ 571	\$ 25,338
Contracts payable. . . . .	22,500	-	22,500	45,000
Accrued wages and benefits . . . . .	711,331	-	16,552	727,883
Compensated absences payable . . . . .	27,943	-	-	27,943
Intergovernmental payable . . . . .	17,759	-	151	17,910
Pension and postemployment benefits payable . . . . .	168,617	-	2,997	171,614
Total liabilities. . . . .	<u>972,917</u>	<u>-</u>	<u>42,771</u>	<u>1,015,688</u>
<b>Deferred inflows of resources:</b>				
Property taxes levied for the next fiscal year. . . . .	2,387,851	551,157	82,524	3,021,532
Delinquent property tax revenue not available. . . . .	412,703	95,259	14,262	522,224
Intergovernmental revenue not available. . . . .	22,370	-	11,602	33,972
Accrued interest not available. . . . .	2,496	-	25	2,521
Total deferred inflows of resources . . . . .	<u>2,825,420</u>	<u>646,416</u>	<u>108,413</u>	<u>3,580,249</u>
<b>Fund balances:</b>				
Nonspendable:				
Materials and supplies inventory. . . . .	-	-	2,361	2,361
Prepays . . . . .	43,785	-	-	43,785
Restricted:				
Debt service . . . . .	-	622,886	-	622,886
Capital improvements . . . . .	-	-	178,125	178,125
Classroom facilities maintenance . . . . .	-	-	121,730	121,730
Food service operations . . . . .	-	-	82,866	82,866
Special education . . . . .	-	-	12,483	12,483
Targeted academic assistance . . . . .	-	-	17	17
Other purposes. . . . .	-	-	14,867	14,867
Student activities. . . . .	-	-	32,558	32,558
Committed:				
Capital improvements . . . . .	-	-	48,880	48,880
Assigned:				
Public school support. . . . .	21,915	-	-	21,915
Subsequent year's appropriations . . . . .	852,731	-	-	852,731
School supplies. . . . .	25,265	-	-	25,265
Unassigned (deficit) . . . . .	<u>2,576,780</u>	<u>-</u>	<u>-</u>	<u>2,576,780</u>
Total fund balances . . . . .	<u>3,520,476</u>	<u>622,886</u>	<u>493,887</u>	<u>4,637,249</u>
Total liabilities, deferred inflows and fund balances	<u>\$ 7,318,813</u>	<u>\$ 1,269,302</u>	<u>\$ 645,071</u>	<u>\$ 9,233,186</u>

SEE ACCOMPANYING NOTES TO THE BASIC FINANCIAL STATEMENTS

**WEATHERSFIELD LOCAL SCHOOL DISTRICT  
TRUMBULL COUNTY, OHIO**

RECONCILIATION OF TOTAL GOVERNMENTAL FUND BALANCES TO  
NET POSITION OF GOVERNMENTAL ACTIVITIES  
JUNE 30, 2019

<b>Total governmental fund balances</b>		\$	4,637,249
<i>Amounts reported for governmental activities on the statement of net position are different because:</i>			
Capital assets used in governmental activities are not financial resources and therefore are not reported in the funds.			27,365,290
Other long-term assets are not available to pay for current-period expenditures and therefore are deferred inflows in the funds.			
Property taxes receivable	\$	522,224	
Accrued interest receivable		2,521	
Intergovernmental receivable		33,972	
Total		558,717	558,717
Unamortized premiums on bonds issued are not recognized in the funds.			(150,992)
Unamortized amounts on refundings are not recognized in the funds.			26,355
Accrued interest payable is not due and payable in the current period and therefore is not reported in the funds.			(18,261)
The net pension liability is not due and payable in the current period; therefore, the liability and related deferred inflows/ outflows are not reported in governmental funds:			
Deferred outflows of resources - pension		3,084,540	
Deferred inflows of resources - pension		(883,189)	
Net pension liability		(10,788,938)	
Total		(8,587,587)	(8,587,587)
The net OPEB liability/asset is not due and payable in the current period; therefore, the liability/asset and related deferred inflows/ outflows are not reported in governmental funds:			
Deferred outflows of resources - OPEB		270,021	
Deferred inflows of resources - OPEB		(1,094,997)	
Net OPEB asset		614,785	
Net OPEB liability		(1,168,503)	
Total		(1,378,694)	(1,378,694)
Long-term liabilities, including bonds payable, are not due and payable in the current period and therefore are not reported in the funds.			
Compensated absences		(550,621)	
Capital lease obligations		(14,589)	
General obligation current interest bonds		(8,085,000)	
General obligation capital appreciation bonds		(128,083)	
Accreted interest on capital appreciation bonds		(111,028)	
Total		(8,889,321)	(8,889,321)
<b>Net position of governmental activities</b>		\$	13,562,756

SEE ACCOMPANYING NOTES TO THE BASIC FINANCIAL STATEMENTS

**WEATHERSFIELD LOCAL SCHOOL DISTRICT  
TRUMBULL COUNTY, OHIO**

STATEMENT OF REVENUES, EXPENDITURES AND CHANGES IN FUND BALANCES  
GOVERNMENTAL FUNDS  
FOR THE FISCAL YEAR ENDED JUNE 30, 2019

	<u>General</u>	<u>Bond Retirement</u>	<u>Nonmajor Governmental Funds</u>	<u>Total Governmental Funds</u>
<b>Revenues:</b>				
From local sources:				
Taxes . . . . .	\$ 3,093,484	\$ 570,510	\$ 85,022	\$ 3,749,016
Tuition. . . . .	2,183,795	-	-	2,183,795
Earnings on investments . . . . .	85,771	-	2,025	87,796
Charges for services . . . . .	-	-	107,929	107,929
Extracurricular. . . . .	8,345	-	87,037	95,382
Classroom materials and fees . . . . .	26,457	-	24	26,481
Contributions and donations . . . . .	7,550	-	11,265	18,815
Other local revenues . . . . .	31,028	-	-	31,028
Intergovernmental - state . . . . .	5,627,004	77,501	20,539	5,725,044
Intergovernmental - federal . . . . .	-	-	620,547	620,547
Total revenues . . . . .	<u>11,063,434</u>	<u>648,011</u>	<u>934,388</u>	<u>12,645,833</u>
<b>Expenditures:</b>				
Current:				
Instruction:				
Regular. . . . .	4,335,072	-	69,443	4,404,515
Special . . . . .	826,533	-	128,637	955,170
Other . . . . .	762,413	-	-	762,413
Support services:				
Pupil . . . . .	551,163	-	169,594	720,757
Instructional staff . . . . .	103,190	-	33,726	136,916
Board of education . . . . .	11,800	-	-	11,800
Administration . . . . .	925,744	-	131,822	1,057,566
Fiscal . . . . .	280,863	10,754	16,730	308,347
Business. . . . .	13,176	-	-	13,176
Operations and maintenance . . . . .	1,345,288	-	109,583	1,454,871
Pupil transportation . . . . .	383,640	-	-	383,640
Central . . . . .	78	-	-	78
Operation of non-instructional services:				
Other operation of non-instructional. . . . .	71,286	-	-	71,286
Food service operations. . . . .	-	-	296,746	296,746
Extracurricular activities . . . . .	313,344	-	121,841	435,185
Facilities acquisition and construction. . . . .	50,904	-	39,460	90,364
Debt service:				
Principal retirement. . . . .	11,847	275,760	-	287,607
Interest and fiscal charges . . . . .	1,053	231,811	-	232,864
Accreted interest on capital appreciation bonds	-	109,240	-	109,240
Total expenditures . . . . .	<u>9,987,394</u>	<u>627,565</u>	<u>1,117,582</u>	<u>11,732,541</u>
Excess (deficiency) of revenues over (under) expenditures. . . . .	<u>1,076,040</u>	<u>20,446</u>	<u>(183,194)</u>	<u>913,292</u>
<b>Other financing sources (uses):</b>				
Transfers in. . . . .	-	-	124,396	124,396
Transfers (out) . . . . .	(124,396)	-	-	(124,396)
Total other financing sources (uses) . . . . .	<u>(124,396)</u>	<u>-</u>	<u>124,396</u>	<u>-</u>
Net change in fund balances . . . . .	951,644	20,446	(58,798)	913,292
<b>Fund balances at beginning of year . . . . .</b>	<u>2,568,832</u>	<u>602,440</u>	<u>552,685</u>	<u>3,723,957</u>
<b>Fund balances at end of year. . . . .</b>	<u>\$ 3,520,476</u>	<u>\$ 622,886</u>	<u>\$ 493,887</u>	<u>\$ 4,637,249</u>

SEE ACCOMPANYING NOTES TO THE BASIC FINANCIAL STATEMENTS

**WEATHERSFIELD LOCAL SCHOOL DISTRICT  
TRUMBULL COUNTY, OHIO**

RECONCILIATION OF THE STATEMENT OF REVENUES, EXPENDITURES  
AND CHANGES IN FUND BALANCES OF GOVERNMENTAL FUNDS  
TO THE STATEMENT OF ACTIVITIES  
FOR THE FISCAL YEAR ENDED JUNE 30, 2019

<b>Net change in fund balances - total governmental funds</b>	\$	913,292
<i>Amounts reported for governmental activities in the statement of activities are different because:</i>		
Governmental funds report capital outlays as expenditures. However, in the statement of activities, the cost of those assets is allocated over their estimated useful lives as depreciation expense.		
Capital asset additions	\$ 156,130	
Current year depreciation	<u>(930,194)</u>	(774,064)
Revenues in the statement of activities that do not provide current financial resources are not reported as revenues in the funds.		
Property taxes	(1,678)	
Accrued interest	2,521	
Intergovernmental	<u>9,968</u>	
Total		10,811
Repayment of bond and capital lease principal is an expenditure in the governmental funds, but the repayment reduces long-term liabilities on the statement of net position. Principal payments during the year were:		
Current interest bonds	135,000	
Capital appreciation bonds	140,760	
Accreted interest on capital appreciation bonds	109,240	
Capital leases	<u>11,847</u>	
Total		396,847
Contractually required contributions are reported as expenditures in governmental funds; however, the statement of net position reports these amount as deferred outflows.		
Pension	822,914	
OPEB	<u>35,276</u>	
Total		858,190
Except for amounts reported as deferred inflows/outflows, changes in the net pension/OPEB liability are reported as pension/OPEB expense in the statement of activities		
Pension	(977,173)	
OPEB	<u>1,262,016</u>	
Total		284,843
In the statement of activities, interest is accrued on outstanding bonds, whereas in governmental funds, an interest expenditure is reported when due.		
Change in accrued interest payable	214	
Accreted interest on capital appreciation bonds	(32,423)	
Amortization of bond premiums	12,420	
Amortization of deferred charges	<u>(10,906)</u>	
Total		(30,695)
Some expenses reported in the statement of activities, such as compensated absences, do not require the use of current financial resources and therefore are not reported as expenditures in governmental funds.		
		<u>(22,422)</u>
<b>Change in net position of governmental activities</b>	<b>\$</b>	<b><u>1,636,802</u></b>

SEE ACCOMPANYING NOTES TO THE BASIC FINANCIAL STATEMENTS



**WEATHERSFIELD LOCAL SCHOOL DISTRICT  
TRUMBULL COUNTY, OHIO**

STATEMENT OF REVENUES, EXPENDITURES AND CHANGES IN  
FUND BALANCE - BUDGET AND ACTUAL (NON-GAAP BUDGETARY BASIS)  
GENERAL FUND  
FOR THE FISCAL YEAR ENDED JUNE 30, 2019

	<u>Budgeted Amounts</u>		<u>Actual</u>	<b>Variance with Final Budget Positive (Negative)</b>
	<u>Original</u>	<u>Final</u>		<u>Actual</u>
<b>Revenues:</b>				
From local sources:				
Taxes . . . . .	\$ 2,444,424	\$ 2,625,545	\$ 2,659,356	\$ 33,811
Tuition . . . . .	2,007,297	2,156,028	2,183,794	27,766
Earnings on investments . . . . .	66,348	71,264	85,771	14,507
Classroom materials and fees . . . . .	529	569	576	7
Other local revenues . . . . .	20,062	21,548	21,826	278
Intergovernmental - state . . . . .	4,979,209	5,348,143	5,417,017	68,874
<b>Total revenues . . . . .</b>	<b>9,517,869</b>	<b>10,223,097</b>	<b>10,368,340</b>	<b>145,243</b>
<b>Expenditures:</b>				
Current:				
Instruction:				
Regular . . . . .	4,927,459	4,571,052	4,344,357	226,695
Special . . . . .	1,007,648	965,288	905,867	59,421
Other . . . . .	848,490	708,088	762,785	(54,697)
Support services:				
Pupil . . . . .	392,805	380,140	353,128	27,012
Instructional staff . . . . .	131,364	127,964	118,095	9,869
Board of education . . . . .	17,622	17,123	15,842	1,281
Administration . . . . .	1,003,834	957,930	902,438	55,492
Fiscal . . . . .	311,371	298,138	279,920	18,218
Business . . . . .	29,006	27,141	26,076	1,065
Operations and maintenance . . . . .	1,416,156	1,341,935	1,273,112	68,823
Pupil transportation . . . . .	455,005	405,548	409,046	(3,498)
Central . . . . .	87	87	78	9
Other operation of non-instructional services . . . . .	70,941	67,075	63,775	3,300
Extracurricular activities . . . . .	331,589	330,600	298,096	32,504
Facilities acquisition and construction . . . . .	56,623	51,891	50,904	987
<b>Total expenditures . . . . .</b>	<b>11,000,000</b>	<b>10,250,000</b>	<b>9,803,519</b>	<b>446,481</b>
Excess (deficiency) of revenues over (under) expenditures . . . . .	(1,482,131)	(26,903)	564,821	591,724
<b>Other financing sources (uses):</b>				
Refund of prior year's expenditures . . . . .	45,374	45,374	45,958	584
Transfers (out) . . . . .	-	(750,000)	(194,043)	555,957
Other sources . . . . .	-	-	18,540	18,540
<b>Total other financing sources (uses) . . . . .</b>	<b>45,374</b>	<b>120,163</b>	<b>(129,545)</b>	<b>(249,708)</b>
Net change in fund balance . . . . .	(1,436,757)	93,260	435,276	342,016
<b>Fund balance at beginning of year . . . . .</b>	<b>3,607,016</b>	<b>3,607,016</b>	<b>3,607,016</b>	<b>-</b>
<b>Fund balance at end of year . . . . .</b>	<b>\$ 2,170,259</b>	<b>\$ 3,700,276</b>	<b>\$ 4,042,292</b>	<b>\$ 342,016</b>

SEE ACCOMPANYING NOTES TO THE BASIC FINANCIAL STATEMENTS

**WEATHERSFIELD LOCAL SCHOOL DISTRICT  
TRUMBULL COUNTY, OHIO**

STATEMENT OF FIDUCIARY ASSETS AND LIABILITIES  
FIDUCIARY FUNDS  
JUNE 30, 2019

	<u>Agency</u>
<b>Assets:</b>	
Equity in pooled cash and cash equivalents . . . . .	\$ 41,831
Total assets. . . . .	<u>\$ 41,831</u>
<b>Liabilities:</b>	
Due to students. . . . .	\$ 41,831
Total liabilities. . . . .	<u>\$ 41,831</u>

SEE ACCOMPANYING NOTES TO THE BASIC FINANCIAL STATEMENTS

**WEATHERSFIELD LOCAL SCHOOL DISTRICT  
TRUMBULL COUNTY, OHIO**

**NOTES TO THE BASIC FINANCIAL STATEMENTS  
FOR THE FISCAL YEAR ENDED JUNE 30, 2019**

**NOTE 1 - DESCRIPTION OF THE SCHOOL DISTRICT**

Weathersfield Local School District (the "District") is a body politic and corporate established for the purpose of exercising the rights and privileges conveyed to it by the constitution and laws of the State of Ohio. The District is governed by a locally elected five-member Board of Education (the "Board") and provides educational services as mandated by State or federal agencies. The Board controls the District's two instructional/support facilities.

The District is staffed by 40 non-certified and 63 certified personnel to provide services to approximately 975 students and other community members.

**NOTE 2 - SUMMARY OF SIGNIFICANT ACCOUNTING POLICIES**

The basic financial statements of the District have been prepared in conformity with accounting principles generally accepted in the United States of America (GAAP) as applied to governmental units. The Governmental Accounting Standards Board (GASB) is the accepted standard-setting body for establishing governmental accounting and financial reporting principles. The District's significant accounting policies are described below.

**A. Reporting Entity**

The reporting entity has been defined in accordance with GASB Statement No. 14, "The Financial Reporting Entity" as amended by GASB Statement No. 39, "Determining Whether Certain Organizations Are Component Units" and GASB Statement No. 61, "The Financial Reporting Entity: Omnibus an Amendment of GASB Statements No. 14 and No. 34". The reporting entity is composed of the primary government and component units. The primary government consists of all funds, departments, boards and agencies that are not legally separate from the District. For the District, this includes general operations, food service, and student related activities of the District.

Component units are legally separate organizations for which the District is financially accountable. The District is financially accountable for an organization if the District appoints a voting majority of the organization's Governing Board and (1) the District is able to significantly influence the programs or services performed or provided by the organization; or (2) the District is legally entitled to or can otherwise access the organization's resources; or (3) the District is legally obligated or has otherwise assumed the responsibility to finance the deficits of, or provide financial support to, the organization; or (4) the District is obligated for the debt of the organization. Component units may also include organizations that are fiscally dependent on the District in that the District approves the budget, the issuance of debt or the levying of taxes. Certain organizations are also included as component units if the nature and significance of the relationship between the primary government and the organization is such that exclusion by the primary government would render the primary government's financial statements incomplete or misleading. Based upon the application of these criteria, the District has no component units. The basic financial statements of the reporting entity include only those of the District (the primary government).

The following organizations are described due to their relationship to the District:

*JOINTLY GOVERNED ORGANIZATIONS*

Northeast Ohio Management Information Network (NEOMIN)

NEOMIN is a jointly governed organization among thirty-one school districts in Trumbull and Ashtabula Counties. The jointly governed organization was formed for the purpose of applying modern technology with the aid of computers and other electronic equipment to the administrative and instructional functions among member districts. Each of the districts supports NEOMIN based upon a per pupil charge.

**WEATHERSFIELD LOCAL SCHOOL DISTRICT  
TRUMBULL COUNTY, OHIO**

**NOTES TO THE BASIC FINANCIAL STATEMENTS  
FOR THE FISCAL YEAR ENDED JUNE 30, 2019**

**NOTE 2 - SUMMARY OF SIGNIFICANT ACCOUNTING POLICIES - (Continued)**

Superintendents of the participating school districts are eligible to be voting members of the Governing Board which consists of ten members: the Trumbull and Ashtabula County superintendents (permanent members), three superintendents from Ashtabula County school districts, three superintendents from Trumbull County school districts and a treasurer from each county who must be employed by a participating school district, the fiscal agent or NEOMIN. The degree of control exercised by any participating school district is limited to its representation on the Governing Board. To obtain a copy of NEOMIN's financial statements, write to the Trumbull County Educational Service Center, 6000 Youngstown Warren Road, Niles, Ohio 44446.

State Support Team Region 5 (the "Team")

The Team is a jointly governed organization among the school districts located in Trumbull, Mahoning, Ashtabula, and Columbiana Counties. The jointly governed organization was formed for the purpose of establishing an articulated, regional structure for professional development in which school districts, the business community, higher education and other groups cooperatively plan and implement effective professional development activities that are tied directly to school improvements and, in particular, to improvements in instructional programs.

The Team is governed by a Board made up of nineteen representatives of the participating school districts, the business community and the Youngstown State University whose terms rotate every year. The degree of control exercised by any participating school district is limited to its representation on the Board. Financial information can be obtained by contacting the Treasurer at the Mahoning County Educational Service Center, 100 DeBartolo Place, Suite 220, Youngstown, Ohio, 44512.

*PUBLIC ENTITY RISK POOLS*

Trumbull County Schools Employee Insurance Benefit Consortium (the "Consortium")

The District participates in the Consortium. The Consortium is a shared risk pool comprised of sixteen Trumbull County School Districts. The Consortium is governed by an assembly which consists of one representative from each participating school district (usually the superintendent or designee). The assembly exercises control over the operation of the Consortium. Consortium revenues are generated from charges for services.

**B. Fund Accounting**

The District uses funds to maintain its financial records during the year. A fund is defined as a fiscal and accounting entity with a self balancing set of accounts. There are three categories of funds: governmental, proprietary and fiduciary.

*GOVERNMENTAL FUNDS*

Governmental funds are those through which most governmental functions typically are financed. Governmental fund reporting focuses on the sources, uses and balances of current financial resources. Expendable assets are assigned to the various governmental funds according to the purposes for which they may or must be used. Current liabilities are assigned to the fund from which they will be paid. The difference between governmental fund assets and liabilities and deferred inflows of resources is reported as fund balance. The following are the District's major governmental funds:

General fund - The general fund is used to account for and report all financial resources not accounted for and reported in another fund. The general fund balance is available for any purpose provided it is expended or transferred according to the general laws of Ohio.

**WEATHERSFIELD LOCAL SCHOOL DISTRICT  
TRUMBULL COUNTY, OHIO**

**NOTES TO THE BASIC FINANCIAL STATEMENTS  
FOR THE FISCAL YEAR ENDED JUNE 30, 2019**

**NOTE 2 - SUMMARY OF SIGNIFICANT ACCOUNTING POLICIES - (Continued)**

Bond retirement fund - The bond retirement fund is used to account for the accumulation of resources and payment of general obligation bond principal and interest from governmental resources when the government is obligated in some manner for payment.

Other governmental funds of the District are used to account for (a) specific revenue sources that are restricted or committed to an expenditure for specified purposes other than debt service or capital projects and (b) financial resources that are restricted, committed, or assigned to expenditures for capital outlays including the acquisition or construction of capital facilities and other capital assets.

*PROPRIETARY FUNDS*

Proprietary funds are used to account for the District's ongoing activities which are similar to those often found in the private sector. The District has no proprietary funds.

*FIDUCIARY FUNDS*

Fiduciary fund reporting focuses on net position and changes in net position. The fiduciary fund category is split into four classifications: pension trust funds, investment trust funds, private-purpose trust funds and agency funds. Trust funds are used to account for assets held by the District under a trust agreement for individuals, private organizations, or other governments and are therefore not available to support the District's own programs. The District has no trust funds. Agency funds are custodial in nature (assets equal liabilities) and do not involve measurement of results of operations. The District's agency fund accounts for student activities and high school tournament funds.

**C. Basis of Presentation and Measurement Focus**

Government-wide Financial Statements - The statement of net position and the statement of activities display information about the District as a whole. These statements include the financial activities of the primary government, except for fiduciary funds.

The government-wide statement of activities presents a comparison between direct expenses and program revenues for each function or program of the governmental activities of the District. Direct expenses are those that are specifically associated with a service, program or department and therefore clearly identifiable to a particular function. Program revenues include amounts paid by the recipient of goods or services offered by the program and grants and contributions that are restricted to meeting the operational or capital requirements of a particular program. Revenues not classified as program revenues are presented as general revenues of the District.

The government-wide financial statements are prepared using the economic resources measurement focus. All assets plus deferred outflows of resources and all liabilities plus deferred inflows of resources associated with the operation of the District are included on the statement of net position.

Fund Financial Statements - Fund financial statements report detailed information about the District. The focus of governmental fund financial statements is on major funds rather than reporting funds by type. Each major fund is presented in a separate column, and all nonmajor funds are aggregated into one column. Fiduciary funds are reported by fund type.

All governmental funds are accounted for using a flow of current financial resources measurement focus. With this measurement focus, only current assets and current liabilities and deferred inflows of resources generally are included on the balance sheet. The statement of revenues, expenditures and changes in fund balances reports on the sources (i.e., revenues and other financing sources) and uses (i.e., expenditures) of current financial resources. This approach differs from the manner in which the governmental activities of the government-wide financial statements are prepared. Governmental fund financial statements therefore include a reconciliation with brief explanations to better identify the relationship between the government-wide statements and the statements for governmental funds.

**WEATHERSFIELD LOCAL SCHOOL DISTRICT  
TRUMBULL COUNTY, OHIO**

**NOTES TO THE BASIC FINANCIAL STATEMENTS  
FOR THE FISCAL YEAR ENDED JUNE 30, 2019**

**NOTE 2 - SUMMARY OF SIGNIFICANT ACCOUNTING POLICIES - (Continued)**

Agency funds do not report a measurement focus as they do not report operations.

**D. Basis of Accounting**

Basis of accounting determines when transactions are recorded in the financial records and reported on the financial statements. Government-wide financial statements are prepared using the accrual basis of accounting. Governmental funds use the modified accrual basis of accounting. Fiduciary funds also use the accrual basis of accounting.

*Revenues - Exchange and Nonexchange Transactions* - Revenues resulting from exchange transactions, in which each party gives and receives essentially equal value, are recorded on the accrual basis when the exchange takes place. On a modified accrual basis, revenue is recorded in the fiscal year in which the resources are measurable and become available. Available means that the resources will be collected within the current fiscal year or are expected to be collected soon enough thereafter to be used to pay liabilities of the current fiscal year. For the District, available means expected to be received within sixty days of fiscal year end.

Nonexchange transactions, in which the District receives value without directly giving equal value in return, include property taxes, grants, entitlements and donations. On an accrual basis, revenue from property taxes is recognized in the fiscal year for which the taxes are levied (See Note 6).

Revenue from grants, entitlements and donations is recognized in the fiscal year in which all eligibility requirements have been satisfied. Eligibility requirements include timing requirements, which specify the year when the resources are required to be used or the fiscal year when use is first permitted, matching requirements, in which the District must provide local resources to be used for a specified purpose, and expenditure requirements, in which the resources are provided to the District on a reimbursement basis. On a modified accrual basis, revenue from nonexchange transactions must also be available before it can be recognized.

Under the modified accrual basis, the following revenue sources are considered to be both measurable and available at fiscal year end: property taxes available as an advance, interest, tuition, grants, student fees and rentals.

*Deferred Outflows of Resources and Deferred Inflows of Resources* - In addition to assets, the government-wide statement of net position will report a separate section for deferred outflows of resources. Deferred outflows of resources represent a consumption of net position that applies to a future period and will not be recognized as an outflow of resources (expense/expenditure) until then. For the District, see Notes 13 and 14 for deferred outflows of resources related to the District's net pension liability and net OPEB liability/asset, respectively. In addition, deferred outflows of resources include a deferred charge on debt refunding. A deferred charge on refunding results from the difference in the carrying value of refunded debt and its reacquisition price. This amount is deferred and amortized over the shorter of the life of the refunded or refunding debt.

**WEATHERSFIELD LOCAL SCHOOL DISTRICT  
TRUMBULL COUNTY, OHIO**

**NOTES TO THE BASIC FINANCIAL STATEMENTS  
FOR THE FISCAL YEAR ENDED JUNE 30, 2019**

**NOTE 2 - SUMMARY OF SIGNIFICANT ACCOUNTING POLICIES - (Continued)**

In addition to liabilities, both the government-wide statement of net position and the governmental fund financial statements report a separate section for deferred inflows of resources. Deferred inflows of resources represent an acquisition of net position that applies to a future period and will not be recognized as an inflow of resources (revenue) until that time. For the District, deferred inflows of resources include property taxes and unavailable revenue. Property taxes represent amounts for which there is an enforceable legal claim as of June 30, 2019, but which were levied to finance fiscal year 2020 operations. These amounts have been recorded as a deferred inflow of resources on both the government-wide statement of net position and the governmental fund financial statements. Unavailable revenue is reported only on the governmental funds balance sheet and represents receivables which will not be collected within the available period. For the District unavailable revenue includes, but is not limited to, delinquent property taxes and intergovernmental grants. These amounts are deferred and recognized as an inflow of resources in the period the amounts become available.

For the District, see Notes 13 and 14 for deferred inflows of resources related to the District's net pension liability and net OPEB liability/asset, respectively.

Expenses/Expenditures - On the accrual basis of accounting, expenses are recognized at the time they are incurred. The entitlement value of donated commodities used during the year is reported in the statement of revenues, expenditures and changes in fund balances as an expenditure with a like amount reported as intergovernmental revenue.

The measurement focus of governmental fund accounting is on decreases in net financial resources (expenditures) rather than expenses. Expenditures are generally recognized in the accounting period in which the related fund liability is incurred, if measurable. Allocations of cost, such as depreciation and amortization, are not recognized in governmental funds.

**E. Budgets**

The District is required by State statute to adopt an annual appropriated cash basis budget for all funds except agency funds. The specific timetable for fiscal year 2019 is as follows:

1. Prior to January 15, the Superintendent and Treasurer submit to the Board of Education a proposed operating budget for the fiscal year commencing the following July 1. The budget includes proposed expenditures and the means of financing for all funds. Public hearings are publicized and conducted to obtain taxpayers' comments. The purpose of this budget document is to reflect the need for existing (or increased) tax rates.
2. By no later than January 20, the Board-adopted budget is filed with the Trumbull County Budget Commission for tax rate determination.
3. Prior to April 1, the Board of Education accepts, by formal resolution, the tax rates as determined by the Budget Commission and receives the Commission's certificate of estimated resources which states the projected revenue of each fund. Prior to July 1, the District must revise its budget so that total contemplated expenditures from any fund during the ensuing year will not exceed the amount stated in the certificate of estimated resources. The revised budget then serves as a basis for the appropriation measure. On or about July 1, the certificate is amended to include any unencumbered balances from the preceding year as reported by the District Treasurer. The certificate may be further amended during the year if projected increases or decreases in revenue are identified by the District Treasurer. The budget figures, as shown in the accompanying budgetary statement, reflect the amounts set forth in the original and final certificate of estimated resources issued for fiscal year 2019.

**WEATHERSFIELD LOCAL SCHOOL DISTRICT  
TRUMBULL COUNTY, OHIO**

**NOTES TO THE BASIC FINANCIAL STATEMENTS  
FOR THE FISCAL YEAR ENDED JUNE 30, 2019**

**NOTE 2 - SUMMARY OF SIGNIFICANT ACCOUNTING POLICIES - (Continued)**

4. By July 1, the annual appropriation resolution is legally enacted by the Board of Education at the fund level of expenditures, which is the legal level of budgetary control. State statute permits a temporary appropriation to be effective until no later than October 1 of each year. Although the legal level of budgetary control was established at the fund level of expenditures, the District has elected to present budgetary statement comparisons at the fund and function level of expenditures. Resolution appropriations by fund must be within the estimated resources as certified by the County Budget Commission and the total of expenditures and encumbrances may not exceed the appropriation totals.
5. Any revisions that alter the total of any fund appropriation must be approved by the Board of Education.
6. Formal budgetary integration is employed as a management control device during the year for all funds consistent with the general obligation bond indenture and other statutory provisions. All funds completed the year within the amount of their legally authorized cash basis appropriation.
7. Appropriations amounts are as originally adopted, or as amended by the Board of Education through the year by supplemental appropriations, which either reallocated or increased the original appropriated amounts. All supplemental appropriations were legally enacted by the Board prior to June 30, 2019. The budget figures, as shown in the accompanying budgetary statement, reflect the original and final appropriation amounts including all amendments and modifications.
8. Unencumbered appropriations lapse at year end. Encumbered appropriations are carried forward to the succeeding fiscal year and need not be reappropriated. Expenditures plus encumbrances may not legally exceed budgeted appropriations at the fund level.

**F. Cash and Investments**

To improve cash management, cash received by the District is pooled in a central bank account. Monies for all funds are maintained in this pool. Individual fund integrity is maintained through the District's records. Each fund's interest in the pool is presented as "equity in pooled cash and cash equivalents" on the basic financial statements.

During fiscal year 2019, investments were limited to the State Treasury Asset Reserve of Ohio (STAR Ohio), nonnegotiable certificates of deposit, and a repurchase agreement. Nonparticipating investment contracts are reported at cost.

STAR Ohio is an investment pool managed by the State Treasurer's Office which allows governments within the State to pool their funds for investment purposes. STAR Ohio is not registered with the SEC as an investment company, but has adopted Governmental Accounting Standards Board (GASB), Statement No. 79, "Certain External Investment Pools and Pool Participants." The District measures its investment in STAR Ohio at the net asset value (NAV) per share provided by STAR Ohio. The NAV per share is calculated on an amortized cost basis that provides an NAV per share that approximates fair value.

For fiscal year 2019, there were no limitations or restrictions on any participant withdrawals due to redemption notice periods, liquidity fees, or redemption gates. However, notice must be given 24 hours in advance of all deposits and withdrawals exceeding \$25 million. STAR Ohio reserves the right to limit the transaction to \$100 million, requiring the excess amount to be transacted the following business day(s), but only to the \$100 million limit. All accounts of the participant will be combined for these purposes.



**WEATHERSFIELD LOCAL SCHOOL DISTRICT  
TRUMBULL COUNTY, OHIO**

NOTES TO THE BASIC FINANCIAL STATEMENTS  
FOR THE FISCAL YEAR ENDED JUNE 30, 2019

**NOTE 2 - SUMMARY OF SIGNIFICANT ACCOUNTING POLICIES - (Continued)**

Under existing Ohio statutes all investment earnings are assigned to the general fund unless statutorily required to be credited to a specific fund. By policy of the Board of Education, investment earnings are assigned to the general fund. Interest revenue credited to the general fund during fiscal year 2019 amounted to \$85,771, which includes \$19,655 assigned from other District funds.

For presentation on the basic financial statements, investments of the cash management pool and investments with original maturities of three months or less at the time they are purchased by the District are considered to be cash equivalents. Investments with an initial maturity of more than three months are reported as investments.

An analysis of the District's investment account at year end is provided in Note 4.

**G. Inventory**

On government-wide and fund financial statements, purchased inventories are presented at the lower of cost or market and donated commodities are presented at their entitlement value. Inventories are recorded on a first-in, first-out basis and are expensed when used. Inventories are accounted for using the consumption method.

Inventory consists of expendable supplies held for consumption, donated food and purchased food.

**H. Capital Assets**

General capital assets generally result from expenditures in the governmental funds. These assets are reported in the governmental activities column of the government-wide statement of net position, but are not reported in the fund financial statements.

All capital assets are capitalized at cost (or estimated historical cost) and updated for additions and deductions during the year. Donated capital assets are recorded at their acquisition values as of the date received. The District maintains a capitalization threshold of \$5,000. Improvements are capitalized; the costs of normal maintenance and repairs that do not add to the value of the asset or materially extend an asset's life are not. The District does not possess infrastructure.

All reported capital assets except land are depreciated. Improvements are depreciated over the remaining useful lives of the related capital assets. Depreciation is computed using the straight-line method over the following useful lives:

<u>Description</u>	<u>Governmental Activities Estimated Lives</u>
Land improvements	5 - 20 years
Buildings and improvements	20 - 50 years
Furniture and equipment	5 - 20 years
Vehicles	6 - 10 years

**I. Compensated Absences**

Compensated absences of the District consist of vacation leave and sick leave liability to the extent that payments to the employee for these absences are attributable to services already rendered and are not contingent on a specific event that is outside the control of the District and the employee.

**WEATHERSFIELD LOCAL SCHOOL DISTRICT  
TRUMBULL COUNTY, OHIO**

**NOTES TO THE BASIC FINANCIAL STATEMENTS  
FOR THE FISCAL YEAR ENDED JUNE 30, 2019**

**NOTE 2 - SUMMARY OF SIGNIFICANT ACCOUNTING POLICIES - (Continued)**

Vacation benefits are accrued as a liability as the benefits are earned if the employees' rights to receive compensation are attributable to services already rendered and it is probable that the District will compensate the employees for the benefits through paid time off or some other means. The District records a liability for accumulated unused vacation time when earned for all employees with more than one year of service.

Sick leave benefits are accrued as a liability using the vesting method. The liability includes the employees who are currently eligible to receive termination benefits and those the District has identified as probable of receiving payment in the future. The amount is based on accumulated sick leave and employees' wage rates at fiscal year end, taking into consideration any limits specified in the District's termination policy. The District records a liability for accumulated unused sick leave for classified, certified and administrative employees after fifteen years of service.

The total liability for vacation and sick leave payments has been calculated using pay rates in effect at June 30, 2019 and reduced to the maximum payment allowed by labor contract and/or statute, plus any applicable additional salary related payments.

The entire compensated absence liability is reported on the government-wide financial statements.

For governmental fund financial statements, compensated absences are recognized as liabilities and expenditures as payments come due each period upon the occurrence of employee resignations and retirements.

**J. Interfund Balances**

On fund financial statements, receivables and payables resulting from short-term interfund loans are classified as "due to/from other funds." These amounts are eliminated in the governmental type activities columns of the statement of net position. At June 30, 2019, there were no interfund balances outstanding.

**K. Accrued Liabilities and Long-Term Obligations**

All payables, accrued liabilities and long-term obligations are reported in the government-wide financial statements.

In general, governmental fund payables and accrued liabilities that, once incurred, are paid in a timely manner and in full from current financial resources, are reported as obligations of the funds. However, claims and judgments and compensated absences that will be paid from governmental funds are reported as a liability in the fund financial statements only to the extent that they are due for payment during the current year. Bonds and leases are recognized as a liability on the fund financial statements when due. Net pension/OPEB liability should be recognized in the governmental funds to the extent that benefit payments are due and payable and the pension/OPEB plan's fiduciary net position is not sufficient for payment of those benefits.

**L. Fund Balance**

Fund balance is divided into five classifications based primarily on the extent to which the District is bound to observe constraints imposed upon the use of the resources in the governmental funds. The classifications are as follows:

*Nonspendable* - The nonspendable fund balance classification includes amounts that cannot be spent because they are not in spendable form or legally required to be maintained intact. The "not in spendable form" criterion includes items that are not expected to be converted to cash.

**WEATHERSFIELD LOCAL SCHOOL DISTRICT  
TRUMBULL COUNTY, OHIO**

NOTES TO THE BASIC FINANCIAL STATEMENTS  
FOR THE FISCAL YEAR ENDED JUNE 30, 2019

**NOTE 2 - SUMMARY OF SIGNIFICANT ACCOUNTING POLICIES - (Continued)**

*Restricted* - Fund balance is reported as restricted when constraints are placed on the use of resources that are either externally imposed by creditors (such as through debt covenants), grantors, contributors, or laws or regulations of other governments, or imposed by law through constitutional provisions or enabling legislation.

*Committed* - The committed fund balance classification includes amounts that can be used only for the specific purposes imposed by a formal action (resolution) of the District Board of Education (the highest level of decision-making authority). Those committed amounts cannot be used for any other purpose unless the District Board of Education removes or changes the specified use by taking the same type of action (resolution) it employed to previously commit those amounts. Committed fund balance also incorporates contractual obligations to the extent that existing resources in the fund have been specifically committed for use in satisfying those contractual requirements.

*Assigned* - Amounts in the assigned fund balance classification are intended to be used by the District for specific purposes but do not meet the criteria to be classified as restricted nor committed. In governmental funds other than the general fund, assigned fund balance represents the remaining amount that is not restricted or committed. In the general fund, assigned amounts represent intended uses established by policies of the District Board of Education, which includes giving the Treasurer the authority to constrain monies for intended purposes.

*Unassigned* - Unassigned fund balance is the residual classification for the general fund and includes all spendable amounts not contained in the other classifications. In other governmental funds, the unassigned classification is only used to report a deficit fund balance resulting from overspending for specific purposes for which amounts had been restricted, committed, or assigned.

The District applies restricted resources first when expenditures are incurred for purposes for which restricted and unrestricted (committed, assigned, and unassigned) fund balance is available. Similarly, within unrestricted fund balance, committed amounts are reduced first followed by assigned, and then unassigned amounts when expenditures are incurred for purposes for which amounts in any of the unrestricted fund balance classifications could be used.

**M. Net Position**

Net position represents the difference between assets and deferred outflows and liabilities and deferred inflows. The net position component “net investment in capital assets,” consists of capital assets, net of accumulated depreciation, reduced by the outstanding balances of any borrowing used for the acquisition, construction or improvement of those assets. Deferred outflows of resources and deferred inflows of resources that are attributable to the acquisition, construction or improvement of those assets or related debt also should be included in this component of net position. Net position is reported as restricted when there are limitations imposed on its use either through the enabling legislation adopted by the District or through external restrictions imposed by creditors, grantors or laws or regulations of other governments. The amount restricted for other purposes represents amounts restricted for food service.

The District applies restricted resources first when an expense is incurred for purposes for which both restricted and unrestricted net position is available.

**WEATHERSFIELD LOCAL SCHOOL DISTRICT  
TRUMBULL COUNTY, OHIO**

**NOTES TO THE BASIC FINANCIAL STATEMENTS  
FOR THE FISCAL YEAR ENDED JUNE 30, 2019**

**NOTE 2 - SUMMARY OF SIGNIFICANT ACCOUNTING POLICIES - (Continued)**

**N. Prepayments**

Certain payments to vendors reflect the costs applicable to future accounting periods and are recorded as prepaid items in both government-wide and fund financial statements. These items are reported as assets on the balance sheet using the consumption method. A current asset for the prepaid amounts is recorded at the time of the purchase and the expenditure/expense is reported in the year in which services are consumed.

**O. Estimates**

The preparation of the basic financial statements in conformity with GAAP requires management to make estimates and assumptions that affect the amounts reported in the basic financial statements and accompanying notes. Actual results may differ from those estimates.

**P. Interfund Activity**

Exchange transactions between funds are reported as revenues in the seller funds and as expenditures/expenses in the purchaser funds. Flows of cash or goods from one fund to another without a requirement for repayment are reported as interfund transfers. Interfund transfers are reported as other financing sources/uses in governmental funds. Repayments from funds responsible for particular expenditures/expenses to the funds that initially paid for them are not presented on the basic financial statements.

**Q. Pensions/Other Postemployment Benefits (OPEB)**

For purposes of measuring the net pension/OPEB liability, net OPEB asset, deferred outflows of resources and deferred inflows of resources related pensions/OPEB, and pension/OPEB expense, information about the fiduciary net position of the pension/OPEB plans and additions to/deductions from their fiduciary net position have been determined on the same basis as they are reported by the pension/OPEB plan. For this purpose, benefit payments (including refunds of employee contributions) are recognized when due and payable in accordance with the benefit terms. The pension/OPEB plans report investments at fair value.

**R. Extraordinary and Special Items**

Extraordinary items are transactions or events that are both unusual in nature and infrequent in occurrence. Special items are transactions or events that are within the control of the Board of Education and that are either unusual in nature or infrequent in occurrence. Neither type of transaction occurred during fiscal year 2019.

**S. Bond Premium and Discount/Deferred Charge on Refunding**

On fund financial statements and the government-wide financial statements, issuance costs are expensed/expended in the fiscal year they occur.

Bond premiums are deferred and amortized over the term of the bonds using the straight-line method, which approximates the effective interest method. Bond premiums are presented as an addition to the face amount of the bonds. On the governmental fund financial statements, bond premiums are recognized in the current period.

For advance refundings resulting in the defeasance of debt, the difference between the reacquisition price and the net carrying amount of the old debt is deferred and amortized as a component of interest expense. This accounting gain or loss is amortized over the remaining life of the old debt or the life of the new debt, whichever is shorter and is presented as an addition to or reduction of the face amount of the new debt.

**WEATHERSFIELD LOCAL SCHOOL DISTRICT  
TRUMBULL COUNTY, OHIO**

**NOTES TO THE BASIC FINANCIAL STATEMENTS  
FOR THE FISCAL YEAR ENDED JUNE 30, 2019**

**NOTE 3 - ACCOUNTABILITY AND COMPLIANCE**

**Change in Accounting Principles**

For fiscal year 2019, the District has implemented GASB Statement No. 83, "Certain Asset Retirement Obligations" and GASB Statement No. 88, "Certain Disclosures Related to Debt, Including Direct Borrowings and Direct Placements".

GASB Statement No. 83 addresses accounting and financial reporting for certain asset retirement obligations (AROs). An ARO is a legally enforceable liability associated with the retirement of a tangible capital asset. A government that has legal obligations to perform future asset retirement activities related to its tangible capital assets should recognize a liability. The implementation of GASB Statement No. 83 did not have an effect on the financial statements of the District.

GASB Statement No. 88 improves the information that is disclosed in notes to the basic financial statements related to debt, including direct borrowings and direct placements. It also clarifies which liabilities governments should include when disclosing information related to debt. The implementation of GASB Statement No. 88 did not have an effect on the financial statements of the District.

Contrary to Ohio Rev. Code § 5705.10(I), the District's Uniform School Supplies Fund had deficit fund balances of \$20,315, \$16,645, and \$15,824 at October 2018, January 2019, and March 2019, respectively. In addition, the Title I Fund had deficit fund balances of \$48,532, \$141,669, and \$85,806 at October 2018, January 2019, and March 2019, respectively.

**NOTE 4 - DEPOSITS AND INVESTMENTS**

State statutes classify monies held by the District into three categories.

Active deposits are public deposits necessary to meet current demands on the treasury. Such monies must be maintained either as cash in the District treasury, in commercial accounts payable or withdrawable on demand, including negotiable order of withdrawal (NOW) accounts, or in money market deposit accounts.

Inactive deposits are public deposits that the Board of Education has identified as not required for use within the current five-year period of designation of depositories. Inactive deposits must either be evidenced by certificates of deposit maturing not later than the end of the current period of designation of depositories, or by savings or deposit accounts including, but not limited to, passbook accounts.

Interim deposits are deposits of interim monies. Interim monies are those monies which are not needed for immediate use, but which will be needed before the end of the current period of designation of depositories. Interim deposits must be evidenced by time certificates of deposit maturing not more than one year from the date of deposit or by savings or deposit accounts including passbook accounts.

Interim monies may be deposited or invested in the following securities:

1. United States Treasury Notes, Bills, Bonds, or any other obligation or security issued by the United States Treasury or any other obligation guaranteed as to principal and interest by the United States;
2. Bonds, notes, debentures, or any other obligations or securities issued by any federal government agency or instrumentality, including, but not limited to, the Federal National Mortgage Association, Federal Home Loan Bank, Federal Farm Credit Bank, Federal Home Loan Mortgage Corporation, Government National Mortgage Association, and Student Loan Marketing Association. All federal agency securities shall be direct issuances of federal government agencies or instrumentalities;

**WEATHERSFIELD LOCAL SCHOOL DISTRICT  
TRUMBULL COUNTY, OHIO**

**NOTES TO THE BASIC FINANCIAL STATEMENTS  
FOR THE FISCAL YEAR ENDED JUNE 30, 2019**

**NOTE 4 - DEPOSITS AND INVESTMENTS - (Continued)**

3. Written repurchase agreements in the securities listed above provided that the fair value of the securities subject to the repurchase agreement must exceed the principal value of the agreement by at least two percent and be marked to market daily, and that the term of the agreement must not exceed thirty days;
4. Bonds and other obligations of the State of Ohio;
5. No-load money market mutual funds consisting exclusively of obligations described in items (1) and (2) above and repurchase agreements secured by such obligations, provided that investments in securities described in this division are made only through eligible institutions;
6. The State Treasurer's investment pool, the State Treasury Asset Reserve of Ohio (STAR Ohio);
7. Certain banker's acceptance and commercial paper notes for a period not to exceed one-hundred-eighty days and two-hundred-seventy days, respectively, from the purchase date in an amount not to exceed forty percent of the interim monies available for investment at any one time; and,
8. Under limited circumstances, corporate note interests rated in either of the two highest classifications by at least two nationally recognized rating agencies.

Protection of the District's deposits is provided by the Federal Deposit Insurance Corporation (FDIC), by eligible securities pledged by the financial institution as security for repayment, by surety company bonds deposited with the Treasurer by the financial institution or by a single collateral pool established by the financial institution to secure the repayment of all public monies deposited with the institution.

Investments in stripped principal or interest obligations, reverse repurchase agreements and derivatives are prohibited. The issuance of taxable notes for the purpose of arbitrage, the use of leverage and short selling are also prohibited. An investment must mature within five years from the date of purchase unless matched to a specific obligation or debt of the District and must be purchased with the expectation that it will be held to maturity. Investments may only be made through specified dealers and institutions. Payment for investments may be made only upon delivery of the securities representing the investments to the Treasurer or, if the securities are not represented by a certificate, upon receipt of confirmation of transfer from the custodian.

**A. Cash on Hand**

At fiscal year end, the District had \$220 in undeposited cash on hand which is included on the financial statements of the District as part of "equity in pooled cash and cash equivalents".

**B. Deposits with Financial Institutions**

At June 30, 2019, the carrying amount of all District deposits was \$3,944,587, including \$2,576,772 in nonnegotiable certificates of deposit, and the bank balance of all District deposits was \$3,950,356. Of the bank balance, \$1,290,804 was covered by the FDIC and \$2,659,552 was covered by the Ohio Pooled Collateral System.

**WEATHERSFIELD LOCAL SCHOOL DISTRICT  
TRUMBULL COUNTY, OHIO**

NOTES TO THE BASIC FINANCIAL STATEMENTS  
FOR THE FISCAL YEAR ENDED JUNE 30, 2019

**NOTE 4 - DEPOSITS AND INVESTMENTS - (Continued)**

Custodial credit risk is the risk that, in the event of bank failure, the District will not be able to recover deposits or collateral securities that are in the possession of an outside party. The District has no deposit policy for custodial credit risk beyond the requirements of State statute. Ohio law requires that deposits either be insured or protected by (1) eligible securities pledged to the District and deposited with a qualified trustee by the financial institution as security for repayment whose fair value at all times shall be at least 105 percent of the deposits being secured, or (2) participation in the Ohio Pooled Collateral System (OPCS), a collateral pool of eligible securities deposited with a qualified trustee and pledged to the Treasurer of State to secure the repayment of all public monies deposited in the financial institution. OPCS requires the total fair value of the securities pledged to be 102 percent of the deposits being secured or a reduced rate set by the Treasurer of State.

**C. Investments**

As of June 30, 2019, the District had the following investments and maturities:

Measurement/ <u>Investment type</u>	Measurement <u>Amount</u>	Investment Maturities <u>6 months or less</u>
<i>Cost:</i>		
STAR Ohio	\$ 1	\$ 1
Repurchase agreement	<u>1,647,103</u>	<u>1,647,103</u>
Total	<u>\$ 1,647,104</u>	<u>\$ 1,647,104</u>

*Interest Rate Risk:* As a means of limiting its exposure to fair value losses arising from rising interest rates and according to State law, the District's investment policy limits investment portfolio maturities to five years or less.

*Custodial Credit Risk:* For an investment, custodial credit risk is the risk that, in the event of the failure of the counterparty, the District will not be able to recover the value of its investments or collateral securities that are in the possession of an outside party. Of the District's \$1,647,103 investment in repurchase agreements, the entire balance is collateralized by underlying securities that are held by the investment's counterparty, not in the name of the District. Ohio law requires the market value of the securities subject to repurchase agreements must exceed the principal value of securities subject to a repurchase agreement by 2%. The District has no investment policy dealing with investment custodial risk beyond the requirement in State statute that prohibits payment for investments prior to the delivery of the securities representing such investments to the Treasurer or qualified trustee.

*Credit Risk:* STAR Ohio carries a rating of AAAM by Standard & Poor's. Ohio law requires that STAR Ohio maintain the highest rating provided by at least one nationally recognized standard rating service. The District's investment policy does not specifically address credit risk beyond requiring the District to only invest in securities authorized by state statute.

The District places no limit on the amount that may be invested in any one issuer. The following table includes the percentage of each investment type held by the District at June 30, 2019:

<u>Investment types</u>	<u>Fair Value</u>	<u>% of Total</u>
STAR Ohio	\$ 1	-
Repurchase agreement	<u>1,647,103</u>	<u>100.00</u>
Total	<u>\$ 1,647,104</u>	<u>100.00</u>

**WEATHERSFIELD LOCAL SCHOOL DISTRICT  
TRUMBULL COUNTY, OHIO**

NOTES TO THE BASIC FINANCIAL STATEMENTS  
FOR THE FISCAL YEAR ENDED JUNE 30, 2019

**NOTE 4 - DEPOSITS AND INVESTMENTS - (Continued)**

**D. Reconciliation of Cash and Investments to the Statement of Net Position**

The following is a reconciliation of cash and investments as reported in the note above to cash and investments as reported on the statement of net position as of June 30, 2019:

<u>Cash and investments per note</u>	
Carrying amount of deposits	\$ 3,944,587
Investments	1,647,104
Cash on hand	<u>220</u>
Total	<u>\$ 5,591,911</u>
 <u>Cash and investments per statement of net position</u>	
Governmental activities	\$ 5,550,080
Agency fund	<u>41,831</u>
Total	<u>\$ 5,591,911</u>

**NOTE 5 - INTERFUND TRANSACTIONS**

Interfund transfers for the year ended June 30, 2019, consisted of the following, as reported on the fund financial statements:

<u>Transfers from the general fund to:</u>	<u>Amount</u>
Nonmajor governmental funds	<u>\$ 124,396</u>

Transfers are used to (1) move revenues from the fund that statute or budget requires to collect them to the fund that statute or budget requires to expend them, and (2) use unrestricted revenues collected in the general fund to finance various programs accounted for in other funds in accordance with budgetary authorizations.

Interfund transfers between governmental funds are eliminated for reporting in the statement of activities.

All transfers were made in compliance with Ohio Revised Code Sections 5705.14, 5705.15 and 5705.16.

**NOTE 6 - PROPERTY TAXES**

Property taxes are levied and assessed on a calendar year basis while the District fiscal year runs from July through June. First half tax collections are received by the District in the second half of the fiscal year. Second half tax distributions occur in the first half of the following fiscal year.



**WEATHERSFIELD LOCAL SCHOOL DISTRICT  
TRUMBULL COUNTY, OHIO**

**NOTES TO THE BASIC FINANCIAL STATEMENTS  
FOR THE FISCAL YEAR ENDED JUNE 30, 2019**

**NOTE 6 - PROPERTY TAXES - (Continued)**

Property taxes include amounts levied against all real property and public utility property. Real property tax revenues received in calendar year 2019 represent the collection of calendar year 2018 taxes. Real property taxes received in calendar year 2019 were levied after April 1, 2018, on the assessed values as of January 1, 2018, the lien date. Assessed values for real property taxes are established by State statute at 35 percent of appraised market value. Real property taxes are payable annually or semiannually. If paid annually, payment is due December 31; if paid semiannually, the first payment is due December 31, with the remainder payable by June 20. Under certain circumstances, State statute permits alternate payment dates to be established. Public utility property tax revenues received in calendar year 2019 represent the collection of calendar year 2018 taxes. Public utility real and personal property taxes received in calendar year 2019 became a lien on December 31, 2017, were levied after April 1, 2018, and are collected with real property taxes. Public utility real property is assessed at 35 percent of true value; public utility tangible personal property is currently assessed at varying percentages of true value.

The District receives property taxes from Trumbull and Mahoning Counties. The County Auditors periodically advance to the District its portion of the taxes collected. Second-half real property tax payments collected by the County by June 30, 2019, are available to finance fiscal year 2019 operations. The amount available as an advance at June 30, 2019 was \$23,563 in the general fund, \$5,439 in the bond retirement fund, \$407 in the permanent improvement fund (a nonmajor governmental fund) and \$407 in the classroom facilities fund (a nonmajor governmental fund). This amount is recorded as revenue. The amount available for advance at June 30, 2018 was \$9,896 in the general fund, \$2,012 in the bond retirement fund, \$141 in the permanent improvement fund (a nonmajor governmental fund) and \$141 in the classroom facilities fund (a nonmajor governmental fund). The amount of second-half real property taxes available for advance at fiscal year-end can vary based on the date the tax bills are sent.

Accrued property taxes receivable includes real property, public utility property and delinquent tangible personal property taxes which are measurable as of June 30, 2019 and for which there is an enforceable legal claim. Although total property tax collections for the next fiscal year are measurable, only the amount of real property taxes available as an advance at June 30 was levied to finance current fiscal year operations and is reported as revenue at fiscal year-end. The portion of the receivable not levied to finance current fiscal year operations is offset by a credit to deferred inflows of resources.

On the accrual basis of accounting, collectible delinquent property taxes have been recorded as a receivable and revenue, while on a modified accrual basis of accounting the revenue has been reported as a deferred inflow of resources.

The assessed values upon which the fiscal year 2019 taxes were collected are:

	2018 Second Half Collections		2019 First Half Collections	
	<u>Amount</u>	<u>Percent</u>	<u>Amount</u>	<u>Percent</u>
Agricultural/residential and other real estate	\$ 80,709,110	80.73	\$ 80,981,760	80.65
Public utility personal	<u>19,261,520</u>	<u>19.27</u>	<u>19,434,540</u>	<u>19.35</u>
Total	<u>\$ 99,970,630</u>	<u>100.00</u>	<u>\$ 100,416,300</u>	<u>100.00</u>

Tax rate per \$1,000 of  
assessed valuation for:

General	\$52.90	52.85
Debt service	6.50	6.50
Permanent improvement	1.00	1.00

**WEATHERSFIELD LOCAL SCHOOL DISTRICT  
TRUMBULL COUNTY, OHIO**

NOTES TO THE BASIC FINANCIAL STATEMENTS  
FOR THE FISCAL YEAR ENDED JUNE 30, 2019

**NOTE 7 - RECEIVABLES**

Receivables at June 30, 2019 consisted of property taxes, accrued interest, and intergovernmental. All receivables are considered collectible in full due to the ability to foreclose for the nonpayment of taxes, the stable condition of State programs and the current year guarantee of federal funds. A summary of the principal items of receivables reported on the statement of net position follows:

**Governmental activities:**

Property taxes	\$ 3,573,572
Accrued interest	2,521
Intergovernmental	<u>56,783</u>
Total	<u>\$ 3,632,876</u>

Receivables have been disaggregated on the face of the basic financial statements. All receivables are expected to be collected within the subsequent year.

**NOTE 8 - CAPITAL ASSETS**

Capital asset activity for the fiscal year ended June 30, 2019, was as follows:

	<u>Balance</u> <u>06/30/18</u>	<u>Additions</u>	<u>Deductions</u>	<u>Balance</u> <u>06/30/19</u>
<b>Governmental activities:</b>				
<i>Capital assets, not being depreciated:</i>				
Land	\$ 60,088	\$ -	\$ -	\$ 60,088
Total capital assets, not being depreciated	<u>60,088</u>	<u>-</u>	<u>-</u>	<u>60,088</u>
<i>Capital assets, being depreciated:</i>				
Land improvements	2,763,941	69,100	-	2,833,041
Buildings and improvements	31,367,586	36,126	-	31,403,712
Furniture and equipment	1,446,557	50,904	-	1,497,461
Vehicles	<u>921,300</u>	<u>-</u>	<u>-</u>	<u>921,300</u>
Total capital assets, being depreciated	<u>36,499,384</u>	<u>156,130</u>	<u>-</u>	<u>36,655,514</u>
<i>Less: accumulated depreciation</i>				
Land improvements	(1,187,473)	(126,745)	-	(1,314,218)
Buildings and improvements	(6,273,500)	(618,663)	-	(6,892,163)
Furniture and equipment	(507,729)	(103,457)	-	(611,186)
Vehicles	<u>(451,416)</u>	<u>(81,329)</u>	<u>-</u>	<u>(532,745)</u>
Total accumulated depreciation	<u>(8,420,118)</u>	<u>(930,194)</u>	<u>-</u>	<u>(9,350,312)</u>
Governmental activities capital assets, net	<u>\$ 28,139,354</u>	<u>\$ (774,064)</u>	<u>\$ -</u>	<u>\$ 27,365,290</u>

**WEATHERSFIELD LOCAL SCHOOL DISTRICT  
TRUMBULL COUNTY, OHIO**

NOTES TO THE BASIC FINANCIAL STATEMENTS  
FOR THE FISCAL YEAR ENDED JUNE 30, 2019

**NOTE 8 - CAPITAL ASSETS – (Continued)**

Depreciation expense was charged to governmental functions as follows:

<u>Instruction:</u>	
Regular	\$ 339,792
Special	39,759
<u>Support services:</u>	
Pupil	33,748
Instructional staff	15,010
Board of education	8,993
Administration	48,249
Fiscal	13,810
Operations and maintenance	156,589
Pupil transportation	86,703
Extracurricular activities	133,262
Food service operations	<u>54,279</u>
Total depreciation expense	<u>\$ 930,194</u>

**NOTE 9 - CAPITAL LEASE AGREEMENTS**

On July 20, 2015, the District entered into a capital lease agreement with ComDoc leasing for copiers. At June 30, 2017, these items acquired by capital lease agreement have been capitalized in the amount of \$56,809. This amount represents the present value of the minimum lease payments at the time of acquisition. A corresponding liability is recorded in the government-wide financial statements. Accumulated depreciation as of June 30, 2019 was \$39,767, leaving a current book value of \$17,042. During fiscal year 2019, the district made principal and interest payments of \$11,847 and \$1,053, respectively, paid by the general fund.

<u>Fiscal Year Ending June 30,</u>	<u>Amount</u>
2020	\$ 12,900
2021	<u>2,150</u>
Total minimum lease payments	15,050
Less: amount representing interest	<u>(461)</u>
Total	<u>\$ 14,589</u>

**NOTE 10 - LONG-TERM OBLIGATIONS**

- A. Series 2013 General Obligation Bonds: On February 13, 2013, the District issued Series 2013 General Obligation Refunding Bonds to advance refund \$853,228 of the 2002 general obligation bonds.

The refunding issue is comprised of both current interest bonds, par value \$855,000, and capital appreciation bonds, par value \$79,999. The interest rates on the current interest bonds range from 1.00% - 2.00% with interest payments due on June 1 and December 1 of each year until final maturity at December 1, 2021. The balance of the current interest refunding bonds at June 30, 2019, is \$425,000. The capital appreciation bonds matured on December 1, 2016 at a redemption price equal to 100% of the principal plus accrued interest to the redemption date at stated approximate yields to maturity of 13.26%. Principal and interest payments are made from the bond retirement fund.

**WEATHERSFIELD LOCAL SCHOOL DISTRICT  
TRUMBULL COUNTY, OHIO**

NOTES TO THE BASIC FINANCIAL STATEMENTS  
FOR THE FISCAL YEAR ENDED JUNE 30, 2019

**NOTE 10 - LONG-TERM OBLIGATIONS - (Continued)**

The reacquisition price exceeded the net carrying amount of the refunded debt by \$95,426; this amount is amortized as a deferred outflow of resources over the remaining term of the refunded debt, which is equal to the life of the new debt issued.

Interest payments on the current interest bonds are due on June 1 and December 1 of each year. The final maturity stated in the issue is December 1, 2021.

Principal and interest requirements to retire the refunding bonds outstanding at June 30, 2019, are as follows:

Fiscal Year Ending June 30,	Current Interest Bonds - 2013		
	Principal	Interest	Total
2020	\$ 140,000	\$ 7,100	\$ 147,100
2021	140,000	4,300	144,300
2022	145,000	1,450	146,450
Total	\$ 425,000	\$ 12,850	\$ 437,850

- B. Series 2012 General Obligation Bonds:** On October 23, 2012, the District issued \$9,056,936 in general obligation bonds (Series 2012 Bonds).

The original issue was comprised of both current interest bonds, par value \$8,605,000, and capital appreciation bonds par value \$451,936. The interest rates on the current interest bonds range from 1.40% - 3.20%. The remaining capital appreciation bonds mature on December 1, 2019 (interest rates at 9.64%) at a redemption price equal to 100% of the principal, plus accrued interest to the redemption date. The accreted value at maturity for the capital appreciation bonds is \$500,000. Total accreted interest of \$111,028 has been included in the statement of net position at June 30, 2019. Principal and interest payments are made by the bond retirement fund.

Interest payments on the current interest bonds are due on June 1 and December 1 of each year. The final maturity stated in the issue is June 1, 2034.

Principal and interest requirements to retire the bonds outstanding at June 30, 2019, are as follows:

Fiscal Year Ending June 30,	Current Interest Bonds - 2012			Capital Appreciation Bonds - 2012		
	Principal	Interest	Total	Principal	Interest	Total
2020	\$ -	\$ 221,961	\$ 221,961	\$ 128,083	\$ 121,917	\$ 250,000
2021	250,000	219,461	469,461	-	-	-
2022	255,000	214,411	469,411	-	-	-
2023	260,000	209,261	469,261	-	-	-
2024	265,000	204,011	469,011	-	-	-
2025 - 2029	1,415,000	930,139	2,345,139	-	-	-
2030 - 2034	1,605,000	733,273	2,338,273	-	-	-
2035 - 2039	1,875,000	460,379	2,335,379	-	-	-
2040 - 2043	1,735,000	123,554	1,858,554	-	-	-
Total	\$ 7,660,000	\$ 3,316,450	\$ 10,976,450	\$ 128,083	\$ 121,917	\$ 250,000

**WEATHERSFIELD LOCAL SCHOOL DISTRICT  
TRUMBULL COUNTY, OHIO**

NOTES TO THE BASIC FINANCIAL STATEMENTS  
FOR THE FISCAL YEAR ENDED JUNE 30, 2019

**NOTE 10 - LONG-TERM OBLIGATIONS - (Continued)**

C. During the fiscal year 2019, the following changes occurred in governmental activities long-term obligations.

	Balance <u>06/30/18</u>	<u>Additions</u>	<u>Reductions</u>	Balance <u>06/30/19</u>	Amounts Due in <u>One Year</u>
<b>Governmental activities:</b>					
Series 2013 general obligation bonds					
Current interest	\$ 560,000	\$ -	\$ (135,000)	\$ 425,000	\$ 140,000
Series 2012 general obligation bonds					
Current interest	7,660,000	-	-	7,660,000	-
Capital appreciation bonds	268,843	-	(140,760)	128,083	128,083
Accreted interest	187,845	32,423	(109,240)	111,028	111,028
Capital leases:					
Copier lease	26,436	-	(11,847)	14,589	12,453
Net pension liability	10,931,099	116,100	(258,261)	10,788,938	-
Net OPEB liability	2,456,293	136,295	(1,424,085)	1,168,503	-
Compensated absences	<u>543,690</u>	<u>96,988</u>	<u>(62,114)</u>	<u>578,564</u>	<u>79,532</u>
Total governmental activities	<u>\$ 22,634,206</u>	<u>\$ 381,806</u>	<u>\$ (2,141,307)</u>	20,874,705	<u>\$ 471,096</u>
Add: Unamortized premium on bonds				<u>150,992</u>	
Total on statement of net position				<u>\$ 21,025,697</u>	

*Capital Lease Agreements:* See Note 9 for details.

*Net Pension Liability:* See Note 13 for details.

*Net OPEB Liability:* See Note 14 for details.

*Compensated Absences:* Compensated absences will be paid from the fund from which the employees' salaries are paid, which is primarily the general fund.

**D. Legal Debt Margin**

The Ohio Revised Code provides that voted net general obligation debt of the District shall never exceed 9% of the total assessed valuation of the District. The code further provides that unvoted indebtedness shall not exceed 1/10 of 1% of the property valuation of the District. The code additionally states that unvoted indebtedness related to energy conservation debt shall not exceed 9/10 of 1% of the property valuation of the District. The assessed valuation used in determining the District's legal debt margin has been modified by House Bill 530 which became effective March 30, 2006. In accordance with House Bill 530, the assessed valuation used in the District's legal debt margin calculation excluded tangible personal property used in business, telephone or telegraph property, interexchange telecommunications company property, and personal property owned or leased by a railroad company and used in railroad operations.

**WEATHERSFIELD LOCAL SCHOOL DISTRICT  
TRUMBULL COUNTY, OHIO**

**NOTES TO THE BASIC FINANCIAL STATEMENTS  
FOR THE FISCAL YEAR ENDED JUNE 30, 2019**

**NOTE 10 - LONG-TERM OBLIGATIONS - (Continued)**

The Ohio Revised Code further provides that when a Board of Education declares a resolution that the student population is not adequately served by existing facilities, and that insufficient capacity exists within the 9% limit to finance additional facilities, the State Department of Education may declare that district a “special needs” district. This permits the incurrence of additional debt based upon projected 5-year growth of the school district’s assessed valuation. The District was determined to be a “special needs” district by the State Superintendent on March 6, 2012.

**NOTE 11 - EMPLOYEE BENEFITS**

**A. Compensated Absences**

The criteria for determining vacation and sick leave components are derived from negotiated agreements and State laws. Classified employees earn ten to twenty days of vacation per fiscal year, depending upon length of service. Accumulated, unused vacation time is paid to classified employees and administrators upon termination of employment. Teachers do not earn vacation time. Teachers, administrators, and classified employees earn sick leave at the rate of one and one-fourth days per month. Upon retirement for certified employees, payment is made for 25% of unused accumulated sick leave days up to 216 days plus 14% of sick leave days in excess of 216 days. Upon retirement for classified employees, payment is made for 25% of unused accumulated sick leave days up to 180 days plus 13% of sick leave days in excess of 180 days.

**B. Life Insurance**

The District provides life insurance and accidental death and dismemberment insurance to most employees. Certified employees are covered up to \$50,000, classified employees are covered up to \$40,000 and bus drivers are covered up to \$32,000.

**NOTE 12 - RISK MANAGEMENT**

**A. Property, Fleet, and Liability Insurance**

The District is exposed to various risks of loss related to torts; theft or damage to, and destruction of assets; errors and omissions; injuries to employees; and natural disasters. During fiscal year 2019, the District contracted with Liberty Mutual Insurance for property insurance, fleet and liability insurance.

Coverages are as follows:

Building and Contents - replacement cost (\$5,000 deductible)	\$39,758,930
Data Compromise Coverage (\$2,500 deductible per compromise)	50,000
Violent Event Response	300,000
Flood Coverage (\$50,000 deductible)	1,000,000
Employee Dishonesty (\$500 deductible)	50,000
Musical Instruments (\$500 deductible)	64,302
Commercial Computer Coverage (\$500 deductible)	243,800
Commercial Automobile Liability (\$1,000 deductible)	1,000,000
Uninsured Motorists (\$1,000 deductible)	1,000,000
General Liability	3,000,000

Settled claims have not exceeded this commercial coverage in any of the past three years. Also, the District has not materially reduced its coverage in the past year.

**WEATHERSFIELD LOCAL SCHOOL DISTRICT  
TRUMBULL COUNTY, OHIO**

NOTES TO THE BASIC FINANCIAL STATEMENTS  
FOR THE FISCAL YEAR ENDED JUNE 30, 2019

**NOTE 12 - RISK MANAGEMENT – (Continued)**

**B. Medical, Dental, Vision and Drug Benefits**

The District has contracted with the Trumbull County School Employees Insurance Consortium to provide employee medical, prescription drug, vision and dental benefits. The Trumbull County School Employees Insurance Consortium is a shared risk pool comprised of sixteen Trumbull County school districts. Rates are set through an annual calculation process. Weathersfield Local School District pays a monthly contribution which is placed in a common fund from which claim payments are made for all participating school districts. Claims are paid for all participants regardless of claims flow. The Board of Directors has the right to return monies to an exiting district subsequent to the settlement of all expenses and claims. The following table summarizes the monthly premiums:

	<u>Family Coverage</u>	<u>Single Coverage</u>
Medical/Prescription PPO II	\$1415	\$544
Medical/Prescription PPO III	1254	482
Vision	4	1
Dental	71	20

For employees hired after July 1, 2006, the District pays 90% of the premium for either PPO II or PPO III. The plan utilizes a \$5 deductible for generic drugs and a \$10 deductible for brand name drugs. As of July 1, 2013, all employees moved to either PPO II or PPO III.

**C. Workers' Compensation**

The District uses the firm of Sheakley Uniservice, Inc. to provide administrative support for claims processing, and to assist the District in compliance with Bureau of Workers Compensation and Industrial Commission regulations. The District purchases its workers compensation coverage from the Bureau of Workers Compensation.

**NOTE 13 - DEFINED BENEFIT PENSION PLANS**

***Net Pension Liability***

The net pension liability reported on the statement of net position represents a liability to employees for pensions. Pensions are a component of exchange transactions—between an employer and its employees—of salaries and benefits for employee services. Pensions are provided to an employee—on a deferred-payment basis—as part of the total compensation package offered by an employer for employee services each financial period. The obligation to sacrifice resources for pensions is a present obligation because it was created as a result of employment exchanges that already have occurred.

The net pension liability represents the District's proportionate share of each pension plan's collective actuarial present value of projected benefit payments attributable to past periods of service, net of each pension plan's fiduciary net position. The net pension liability calculation is dependent on critical long-term variables, including estimated average life expectancies, earnings on investments, cost of living adjustments and others. While these estimates use the best information available, unknowable future events require adjusting this estimate annually.

The Ohio Revised Code limits the District's obligation for this liability to annually required payments. The District cannot control benefit terms or the manner in which pensions are financed; however, the District does receive the benefit of employees' services in exchange for compensation including pension.

**WEATHERSFIELD LOCAL SCHOOL DISTRICT  
TRUMBULL COUNTY, OHIO**

NOTES TO THE BASIC FINANCIAL STATEMENTS  
FOR THE FISCAL YEAR ENDED JUNE 30, 2019

**NOTE 13 - DEFINED BENEFIT PENSION PLANS - (Continued)**

GASB 68 assumes the liability is solely the obligation of the employer, because (1) they benefit from employee services; and (2) State statute requires all funding to come from these employers. All contributions to date have come solely from these employers (which also includes costs paid in the form of withholdings from employees). State statute requires the pension plans to amortize unfunded liabilities within 30 years. If the amortization period exceeds 30 years, each pension plan’s board must propose corrective action to the State legislature. Any resulting legislative change to benefits or funding could significantly affect the net pension liability. Resulting adjustments to the net pension liability would be effective when the changes are legally enforceable.

The proportionate share of each plan’s unfunded benefits is presented as a long-term *net pension liability* on the accrual basis of accounting. Any liability for the contractually-required pension contribution outstanding at the end of the year is included in *pension and postemployment benefits payable* on both the accrual and modified accrual bases of accounting.

***Plan Description - School Employees Retirement System (SERS)***

Plan Description - The District non-teaching employees participate in SERS, a cost-sharing multiple-employer defined benefit pension plan administered by SERS. SERS provides retirement, disability and survivor benefits, annual cost-of-living adjustments, and death benefits to plan members and beneficiaries. Authority to establish and amend benefits is provided by Ohio Revised Code Chapter 3309. SERS issues a publicly available, stand-alone financial report that includes financial statements, required supplementary information and detailed information about SERS’ fiduciary net position. That report can be obtained by visiting the SERS website at [www.ohsers.org](http://www.ohsers.org) under Employers/Audit Resources.

Age and service requirements for retirement are as follows:

	Eligible to Retire on or before August 1, 2017 *	Eligible to Retire after August 1, 2017
Full benefits	Age 65 with 5 years of services credit; or Any age with 30 years of service credit	Age 67 with 10 years of service credit; or Age 57 with 30 years of service credit
Actuarially reduced benefits	Age 60 with 5 years of service credit; or Age 55 with 25 years of service credit	Age 62 with 10 years of service credit; or Age 60 with 25 years of service credit

\* Members with 25 years of service credit as of August 1, 2017, will be included in this plan.

Annual retirement benefits are calculated based on final average salary multiplied by a percentage that varies based on years of service; 2.2% for the first thirty years of service and 2.5% for years of service credit over 30. Final average salary is the average of the highest three years of salary.

Effective January 1, 2018, SERS cost-of-living adjustment (COLA) changed from a fixed 3% annual increase to one based on the Consumer Price Index (CPI-W) with a cap of 2.5% and a floor of 0%. SERS also has the authority to award or suspend the COLA, or to adjust the COLA above or below CPI-W. SERS suspended the COLA increases for 2018, 2019 and 2020 for current retirees, and confirmed their intent to implement a four-year waiting period for the state of a COLA for future retirees.

Funding Policy - Plan members are required to contribute 10% of their annual covered salary and the District is required to contribute 14% of annual covered payroll. The contribution requirements of plan members and employers are established and may be amended by the SERS’ Retirement Board up to statutory maximum amounts of 10% for plan members and 14% for employers. The Retirement Board, acting with the advice of the actuary, allocates the employer contribution rate among four of the System’s funds (Pension Trust Fund, Death Benefit Fund, Medicare B Fund, and Health Care Fund). For the fiscal year ended June 30, 2019, the allocation to pension, death benefits, and Medicare B was 13.5%. The remaining 0.5% of the employer contribution rate was allocated to the Health Care Fund.



**WEATHERSFIELD LOCAL SCHOOL DISTRICT  
TRUMBULL COUNTY, OHIO**

**NOTES TO THE BASIC FINANCIAL STATEMENTS  
FOR THE FISCAL YEAR ENDED JUNE 30, 2019**

**NOTE 13 - DEFINED BENEFIT PENSION PLANS - (Continued)**

The District's contractually required contribution to SERS was \$202,028 for fiscal year 2019. Of this amount, \$43,865 is reported as pension and postemployment benefits payable.

***Plan Description - State Teachers Retirement System (STRS)***

Plan Description - Licensed teachers participate in STRS Ohio, a cost-sharing multiple-employer public employee retirement system administered by STRS. STRS provides retirement and disability benefits to members and death and survivor benefits to beneficiaries. STRS issues a stand-alone financial report that includes financial statements, required supplementary information and detailed information about STRS' fiduciary net position. That report can be obtained by writing to STRS, 275 E. Broad St., Columbus, OH 43215-3771, by calling (888) 227-7877, or by visiting the STRS website at [www.strsoh.org](http://www.strsoh.org).

New members have a choice of three retirement plans; a Defined Benefit (DB) Plan, a Defined Contribution (DC) Plan and a Combined Plan. Benefits are established by Ohio Revised Code Chapter 3307. The DB Plan offers an annual retirement allowance based on final average salary multiplied by a percentage that varies based on years of service. Effective August 1, 2015, the calculation will be 2.2% of final average salary for the five highest years of earnings multiplied by all years of service. Effective July 1, 2017, the cost-of-living adjustment was reduced to zero. Members are eligible to retire at age 60 with five years of qualifying service credit, or age 55 with 26 years of service, or 31 years of service regardless of age. Eligibility changes will be phased in until August 1, 2026, when retirement eligibility for unreduced benefits will be five years of service credit and age 65, or 35 years of service credit and at least age 60.

The DC Plan allows members to place all their member contributions and 9.53% of the 14% employer contributions into an investment account. Investment allocation decisions are determined by the member. The remaining 4.47% of the 14% employer rate is allocated to the defined benefit unfunded liability. A member is eligible to receive a retirement benefit at age 50 and termination of employment. The member may elect to receive a lifetime monthly annuity or a lump sum withdrawal.

The Combined Plan offers features of both the DB Plan and the DC Plan. In the Combined Plan, 12% of the 14% member rate goes to the DC Plan and the remaining 2% is applied to the DB Plan. Member contributions to the DC Plan are allocated among investment choices by the member, and contributions to the DB Plan from the employer and the member are used to fund the defined benefit payment at a reduced level from the regular DB Plan. The defined benefit portion of the Combined Plan payment is payable to a member on or after age 60 with five years of service. The defined contribution portion of the account may be taken as a lump sum payment or converted to a lifetime monthly annuity after termination of employment at age 50 or later.

New members who choose the DC Plan or Combined Plan will have another opportunity to reselect a permanent plan during their fifth year of membership. Members may remain in the same plan or transfer to another STRS plan. The optional annuitization of a member's defined contribution account or the defined contribution portion of a member's Combined Plan account to a lifetime benefit results in STRS bearing the risk of investment gain or loss on the account. STRS has therefore included all three plan options as one defined benefit plan for GASB 68 reporting purposes.

A DB or Combined Plan member with five or more years of credited service who is determined to be disabled may qualify for a disability benefit. Eligible survivors of members who die before service retirement may qualify for monthly benefits. New members on or after July 1, 2013, must have at least ten years of qualifying service credit to apply for disability benefits. Members in the DC Plan who become disabled are entitled only to their account balance. If a member of the DC Plan dies before retirement benefits begin, the member's designated beneficiary is entitled to receive the member's account balance.

**WEATHERSFIELD LOCAL SCHOOL DISTRICT  
TRUMBULL COUNTY, OHIO**

NOTES TO THE BASIC FINANCIAL STATEMENTS  
FOR THE FISCAL YEAR ENDED JUNE 30, 2019

**NOTE 13 - DEFINED BENEFIT PENSION PLANS - (Continued)**

Funding Policy - Employer and member contribution rates are established by the State Teachers Retirement Board and limited by Chapter 3307 of the Ohio Revised Code. For fiscal year 2019, plan members were required to contribute 14% of their annual covered salary. The District was required to contribute 14%; the entire 14% was the portion used to fund pension obligations. The fiscal year 2019 contribution rates were equal to the statutory maximum rates.

The District's contractually required contribution to STRS was \$620,886 for fiscal year 2019. Of this amount, \$99,216 is reported as pension and postemployment benefits payable.

***Pension Liabilities, Pension Expense, and Deferred Outflows of Resources and Deferred Inflows of Resources Related to Pensions***

The net pension liability was measured as of June 30, 2018, and the total pension liability used to calculate the net pension liability was determined by an actuarial valuation as of that date. The District's proportion of the net pension liability was based on the District's share of contributions to the pension plan relative to the projected contributions of all participating entities.

Following is information related to the proportionate share and pension expense:

	<u>SERS</u>	<u>STRS</u>	<u>Total</u>
Proportion of the net pension liability prior measurement date	0.03783420%	0.03649973%	
Proportion of the net pension liability current measurement date	<u>0.04149700%</u>	<u>0.03825915%</u>	
Change in proportionate share	<u>0.00366280%</u>	<u>0.00175942%</u>	
Proportionate share of the net pension liability	\$ 2,376,610	\$ 8,412,328	\$ 10,788,938
Pension expense	\$ 230,931	\$ 746,242	\$ 977,173

At June 30, 2019, the District reported deferred outflows of resources and deferred inflows of resources related to pensions from the following sources:

	<u>SERS</u>	<u>STRS</u>	<u>Total</u>
<b>Deferred outflows of resources</b>			
Differences between expected and actual experience	\$ 130,339	\$ 194,183	\$ 324,522
Changes of assumptions	53,670	1,490,823	1,544,493
Difference between employer contributions and proportionate share of contributions/change in proportionate share	137,462	255,149	392,611
Contributions subsequent to the measurement date	<u>202,028</u>	<u>620,886</u>	<u>822,914</u>
Total deferred outflows of resources	<u>\$ 523,499</u>	<u>\$ 2,561,041</u>	<u>\$ 3,084,540</u>

**WEATHERSFIELD LOCAL SCHOOL DISTRICT  
TRUMBULL COUNTY, OHIO**

NOTES TO THE BASIC FINANCIAL STATEMENTS  
FOR THE FISCAL YEAR ENDED JUNE 30, 2019

**NOTE 13 - DEFINED BENEFIT PENSION PLANS - (Continued)**

	SERS	STRS	Total
<b>Deferred inflows of resources</b>			
Differences between expected and actual experience	\$ -	\$ 54,937	\$ 54,937
Net difference between projected and actual earnings on pension plan investments	65,848	510,112	575,960
Difference between employer contributions and proportionate share of contributions/ change in proportionate share	23,855	228,437	252,292
Total deferred inflows of resources	\$ 89,703	\$ 793,486	\$ 883,189

\$822,914 reported as deferred outflows of resources related to pension resulting from District contributions subsequent to the measurement date will be recognized as a reduction of the net pension liability in the year ending June 30, 2020.

Other amounts reported as deferred outflows of resources and deferred inflows of resources related to pension will be recognized in pension expense as follows:

	SERS	STRS	Total
Fiscal Year Ending June 30:			
2020	\$ 247,962	\$ 659,641	\$ 907,603
2021	81,994	473,287	555,281
2022	(77,993)	59,089	(18,904)
2023	(20,195)	(45,348)	(65,543)
Total	\$ 231,768	\$ 1,146,669	\$ 1,378,437

**Actuarial Assumptions - SERS**

SERS' total pension liability was determined by their actuaries in accordance with GASB Statement No. 67, as part of their annual actuarial valuation for each defined benefit retirement plan. Actuarial valuations of an ongoing plan involve estimates of the value of reported amounts (e.g., salaries, credited service) and assumptions about the probability of occurrence of events far into the future (e.g., mortality, disabilities, retirements, employment termination). Actuarially determined amounts are subject to continual review and potential modifications, as actual results are compared with past expectations and new estimates are made about the future.

Projections of benefits for financial reporting purposes are based on the substantive plan (the plan as understood by the employers and plan members) and include the types of benefits provided at the time of each valuation and the historical pattern of sharing benefit costs between the employers and plan members to that point. The projection of benefits for financial reporting purposes does not explicitly incorporate the potential effects of legal or contractual funding limitations.

Actuarial calculations reflect a long-term perspective. For a newly hired employee, actuarial calculations will take into account the employee's entire career with the employer and also take into consideration the benefits, if any, paid to the employee after termination of employment until the death of the employee and any applicable contingent annuitant. In many cases actuarial calculations reflect several decades of service with the employer and the payment of benefits after termination.

**WEATHERSFIELD LOCAL SCHOOL DISTRICT  
TRUMBULL COUNTY, OHIO**

NOTES TO THE BASIC FINANCIAL STATEMENTS  
FOR THE FISCAL YEAR ENDED JUNE 30, 2019

**NOTE 13 - DEFINED BENEFIT PENSION PLANS - (Continued)**

Key methods and assumptions used in calculating the total pension liability in the latest actuarial valuation, prepared as of June 30, 2018, are presented below:

Wage inflation	3.00%
Future salary increases, including inflation	3.50% to 18.20%
COLA or ad hoc COLA	2.50%, on and after April 1, 2018, COLA's for future retirees will be delayed for three years following commencement
Investment rate of return	7.50% net of investments expense, including inflation
Actuarial cost method	Entry age normal (level percent of payroll)

For 2018, the mortality rates were based on the RP-2014 Blue Collar Mortality Table with fully generational projection and a five-year age set-back for both males and females. Mortality among service retired members, and beneficiaries were based upon the RP-2014 Blue Collar Mortality Table with fully generational projection with Scale BB, 120% of male rates, and 110% of female rates. Mortality among disabled members was based upon the RP-2000 Disabled Mortality Table, 90% for male rates and 100% for female rates, set back five years is used for the period after disability retirement.

The most recent experience study was completed for the five year period ended June 30, 2015.

The long-term return expectation for the Pension Plan Investments has been determined using a building-block approach and assumes a time horizon, as defined in SERS' *Statement of Investment Policy*. A forecasted rate of inflation serves as the baseline for the return expectation. Various real return premiums over the baseline inflation rate have been established for each asset class. The long-term expected nominal rate of return has been determined by calculating a weighted average of the expected real return premiums for each asset class, adding the projected inflation rate, and adding the expected return from rebalancing uncorrelated asset classes.

The target allocation and best estimates of arithmetic real rates of return for each major assets class are summarized in the following table:

Asset Class	Target Allocation	Long Term Expected Real Rate of Return
Cash	1.00 %	0.50 %
US Equity	22.50	4.75
International Equity	22.50	7.00
Fixed Income	19.00	1.50
Private Equity	10.00	8.00
Real Assets	15.00	5.00
Multi-Asset Strategies	10.00	3.00
Total	<u>100.00 %</u>	

**Discount Rate** - The total pension liability was calculated using the discount rate of 7.50%. The projection of cash flows used to determine the discount rate assumed the contributions from employers and from the members would be computed based on contribution requirements as stipulated by State statute. Projected inflows from investment earning were calculated using the long-term assumed investment rate of return (7.50%). Based on those assumptions, the plan's fiduciary net position was projected to be available to make all future benefit payments of current plan members. Therefore, the long-term expected rate of return on pension plan investments was applied to all periods of projected benefits to determine the total pension liability.

**WEATHERSFIELD LOCAL SCHOOL DISTRICT  
TRUMBULL COUNTY, OHIO**

NOTES TO THE BASIC FINANCIAL STATEMENTS  
FOR THE FISCAL YEAR ENDED JUNE 30, 2019

**NOTE 13 - DEFINED BENEFIT PENSION PLANS - (Continued)**

*Sensitivity of the District's Proportionate Share of the Net Pension Liability to Changes in the Discount Rate* - Net pension liability is sensitive to changes in the discount rate, and to illustrate the potential impact the following table presents the net pension liability calculated using the discount rate of 7.50%, as well as what each plan's net pension liability would be if it were calculated using a discount rate that is one percentage point lower (6.50%), or one percentage point higher (8.50%) than the current rate.

	1% Decrease (6.50%)	Current Discount Rate (7.50%)	1% Increase (8.50%)
District's proportionate share of the net pension liability	\$ 3,347,634	\$ 2,376,610	\$ 1,562,471

**Actuarial Assumptions - STRS**

Key methods and assumptions used in the latest actuarial valuation, reflecting experience study results used in the July 1, 2018, actuarial valuation are presented below:

	July 1, 2018
Inflation	2.50%
Projected salary increases	12.50% at age 20 to 2.50% at age 65
Investment rate of return	7.45%, net of investment expenses, including inflation
Payroll increases	3.00%
Cost-of-living adjustments (COLA)	0.0%, effective July 1, 2017

For the July 1, 2018, actuarial valuation, post-retirement mortality rates for healthy retirees are based on the RP-2014 Annuitant Mortality Table with 50% of rates through age 69, 70% of rates between ages 70 and 79, 90% of rates between ages 80 and 84, and 100% of rates thereafter, projected forward generationally using mortality improvement scale MP-2016. Post-retirement disabled mortality rates are based on the RP-2014 Disabled Mortality Table with 90% of rates for males and 100% of rates for females, projected forward generationally using mortality improvement scale MP-2016. Pre-retirement mortality rates are based on RP-2014 Employee Mortality Table, projected forward generationally using mortality improvement scale MP-2016.

Actuarial assumptions used in the July 1, 2018 valuation are based on the results of an actuarial experience study for the period July 1, 2011 through June 30, 2016.

**WEATHERSFIELD LOCAL SCHOOL DISTRICT  
TRUMBULL COUNTY, OHIO**

NOTES TO THE BASIC FINANCIAL STATEMENTS  
FOR THE FISCAL YEAR ENDED JUNE 30, 2019

**NOTE 13 - DEFINED BENEFIT PENSION PLANS - (Continued)**

STRS Ohio's investment consultant develops an estimate range for the investment return assumption based on the target allocation adopted by the Retirement Board. The target allocation and long-term expected rate of return for each major asset class are summarized as follows:

<u>Asset Class</u>	<u>Target Allocation**</u>	<u>Long Term Expected Real Rate of Return *</u>
Domestic Equity	28.00 %	7.35 %
International Equity	23.00	7.55
Alternatives	17.00	7.09
Fixed Income	21.00	3.00
Real Estate	10.00	6.00
Liquidity Reserves	1.00	2.25
Total	<u>100.00 %</u>	

\*10-Year geometric nominal returns, which include the real rate of return and inflation of 2.25% and does not include investment expenses. Over a 30-year period, STRS' investment consultant indicates that the above target allocations should generate a return above the actuarial rate of return, without net value added by management.

\*\*The Target Allocation percentage is effective as of July 1, 2017. Target weights will be phased in over a 24-month period concluding on July 1, 2019.

**Discount Rate** - The discount rate used to measure the total pension liability was 7.45% as of June 30, 2018. The projection of cash flows used to determine the discount rate assumes member and employer contributions will be made at the statutory contribution rates in accordance with rate increases described above. For this purpose, only employer contributions that are intended to fund benefits of current plan members and their beneficiaries are included. Projected employer contributions that are intended to fund the service costs of future plan members and their beneficiaries, as well as projected contributions from future plan members, are not included. Based on those assumptions, STRS' fiduciary net position was projected to be available to make all projected future benefit payments to current plan members as of June 30, 2018. Therefore, the long-term expected rate of return on pension plan investments of 7.45% was applied to all periods of projected benefit payment to determine the total pension liability as of June 30, 2018.

**Sensitivity of the District's Proportionate Share of the Net Pension Liability to Changes in the Discount Rate** - The following table presents the District's proportionate share of the net pension liability calculated using the current period discount rate assumption of 7.45%, as well as what the District's proportionate share of the net pension liability would be if it were calculated using a discount rate that is one-percentage-point lower (6.45%) or one-percentage-point higher (8.45%) than the current rate:

	<u>1% Decrease (6.45%)</u>	<u>Current Discount Rate (7.45%)</u>	<u>1% Increase (8.45%)</u>
District's proportionate share of the net pension liability	\$ 12,285,098	\$ 8,412,328	\$ 5,134,554

**WEATHERSFIELD LOCAL SCHOOL DISTRICT  
TRUMBULL COUNTY, OHIO**

**NOTES TO THE BASIC FINANCIAL STATEMENTS  
FOR THE FISCAL YEAR ENDED JUNE 30, 2019**

**NOTE 14 - DEFINED BENEFIT OPEB PLANS**

*Net OPEB Liability/Asset*

The net OPEB liability/asset reported on the statement of net position represents a liability/asset to employees for OPEB. OPEB is a component of exchange transactions—between an employer and its employees—of salaries and benefits for employee services. OPEB are provided to an employee—on a deferred-payment basis—as part of the total compensation package offered by an employer for employee services each financial period. The obligation to sacrifice resources for OPEB is a present obligation because it was created as a result of employment exchanges that already have occurred.

The net OPEB liability/asset represents the District's proportionate share of each OPEB plan's collective actuarial present value of projected benefit payments attributable to past periods of service, net of each OPEB plan's fiduciary net position. The net OPEB liability/asset calculation is dependent on critical long-term variables, including estimated average life expectancies, earnings on investments, cost of living adjustments and others. While these estimates use the best information available, unknowable future events require adjusting these estimates annually.

The Ohio Revised Code limits the District's obligation for this liability to annually required payments. The District cannot control benefit terms or the manner in which OPEB are financed; however, the District does receive the benefit of employees' services in exchange for compensation including OPEB.

GASB 75 assumes the liability is solely the obligation of the employer, because they benefit from employee services. OPEB contributions come from these employers and health care plan enrollees which pay a portion of the health care costs in the form of a monthly premium. The Ohio Revised Code permits, but does not require the retirement systems to provide healthcare to eligible benefit recipients. Any change to benefits or funding could significantly affect the net OPEB liability/asset. Resulting adjustments to the net OPEB liability/asset would be effective when the changes are legally enforceable. The retirement systems may allocate a portion of the employer contributions to provide for these OPEB benefits.

The proportionate share of each plan's unfunded benefits is presented as a long-term *net OPEB liability* or *net OPEB asset* on the accrual basis of accounting. Any liability for the contractually-required OPEB contribution outstanding at the end of the year is included in *pension and postemployment benefits payable* on both the accrual and modified accrual bases of accounting.

***Plan Description - School Employees Retirement System (SERS)***

Health Care Plan Description - The District contributes to the SERS Health Care Fund, administered by SERS for non-certificated retirees and their beneficiaries. For GASB 75 purposes, this plan is considered a cost-sharing other postemployment benefit (OPEB) plan. SERS' Health Care Plan provides healthcare benefits to eligible individuals receiving retirement, disability, and survivor benefits, and to their eligible dependents. Members who retire after June 1, 1986, need 10 years of service credit, exclusive of most types of purchased credit, to qualify to participate in SERS' health care coverage. In addition to age and service retirees, disability benefit recipients and beneficiaries who are receiving monthly benefits due to the death of a member or retiree, are eligible for SERS' health care coverage. Most retirees and dependents choosing SERS' health care coverage are over the age of 65 and therefore enrolled in a fully insured Medicare Advantage plan; however, SERS maintains a traditional, self-insured preferred provider organization for its non-Medicare retiree population. For both groups, SERS offers a self-insured prescription drug program. Health care is a benefit that is permitted, not mandated, by statute. The financial report of the Plan is included in the SERS Comprehensive Annual Financial Report which can be obtained on SERS' website at [www.ohsers.org](http://www.ohsers.org) under Employers/Audit Resources.

**WEATHERSFIELD LOCAL SCHOOL DISTRICT  
TRUMBULL COUNTY, OHIO**

**NOTES TO THE BASIC FINANCIAL STATEMENTS  
FOR THE FISCAL YEAR ENDED JUNE 30, 2019**

**NOTE 14 - DEFINED BENEFIT OPEB PLANS - (Continued)**

Access to health care for retirees and beneficiaries is permitted in accordance with Section 3309 of the Ohio Revised Code. The Health Care Fund was established and is administered in accordance with Internal Revenue Code Section 105(e). SERS' Retirement Board reserves the right to change or discontinue any health plan or program. Active employee members do not contribute to the Health Care Plan. The SERS Retirement Board established the rules for the premiums paid by the retirees for health care coverage for themselves and their dependents or for their surviving beneficiaries. Premiums vary depending on the plan selected, qualified years of service, Medicare eligibility, and retirement status.

Funding Policy - State statute permits SERS to fund the health care benefits through employer contributions. Each year, after the allocation for statutorily required pensions and benefits, the Retirement Board may allocate the remainder of the employer contribution of 14% of covered payroll to the Health Care Fund in accordance with the funding policy. For fiscal year 2019, 0.5% of covered payroll was made to health care. An additional health care surcharge on employers is collected for employees earning less than an actuarially determined minimum compensation amount, pro-rated if less than a full year of service credit was earned. For fiscal year 2019, this amount was \$21,600. Statutes provide that no employer shall pay a health care surcharge greater than 2% of that employer's SERS-covered payroll; nor may SERS collect in aggregate more than 1.5% of the total statewide SERS-covered payroll for the health care surcharge. For fiscal year 2019, the District's surcharge obligation was \$26,908.

The surcharge added to the allocated portion of the 14% employer contribution rate is the total amount assigned to the Health Care Fund. The District's contractually required contribution to SERS was \$35,276 for fiscal year 2019. Of this amount, \$29,418 is reported as pension and postemployment benefits payable.

***Plan Description - State Teachers Retirement System (STRS)***

Plan Description – The State Teachers Retirement System of Ohio (STRS) administers a cost-sharing Health Plan administered for eligible retirees who participated in the defined benefit or combined pension plans offered by STRS. Ohio law authorizes STRS to offer this plan. Benefits include hospitalization, physicians' fees, prescription drugs and partial reimbursement of monthly Medicare Part B premiums. Medicare Part B premium reimbursements will be discontinued effective January 1, 2020. The Plan is included in the report of STRS which can be obtained by visiting [www.strsoh.org](http://www.strsoh.org) or by calling (888) 227-7877.

Funding Policy – Ohio Revised Code Chapter 3307 authorizes STRS to offer the Plan and gives the Retirement Board discretionary authority over how much, if any, of the health care costs will be absorbed by STRS. Active employee members do not contribute to the Health Care Plan. Nearly all health care plan enrollees, for the most recent year, pay a portion of the health care costs in the form of a monthly premium. Under Ohio law, funding for post-employment health care may be deducted from employer contributions, currently 14% of covered payroll. For the fiscal year ended June 30, 2019, STRS did not allocate any employer contributions to post-employment health care.



**WEATHERSFIELD LOCAL SCHOOL DISTRICT  
TRUMBULL COUNTY, OHIO**

NOTES TO THE BASIC FINANCIAL STATEMENTS  
FOR THE FISCAL YEAR ENDED JUNE 30, 2019

**NOTE 14 - DEFINED BENEFIT OPEB PLANS - (Continued)**

***OPEB Liabilities/Assets, OPEB Expense, and Deferred Outflows of Resources and Deferred Inflows of Resources Related to OPEB***

The net OPEB liability/asset was measured as of June 30, 2018, and the total OPEB liability/asset used to calculate the net OPEB liability/asset was determined by an actuarial valuation as of that date. The District's proportion of the net OPEB liability/asset was based on the District's share of contributions to the respective retirement systems relative to the contributions of all participating entities. Following is information related to the proportionate share and OPEB expense:

	<u>SERS</u>	<u>STRS</u>	<u>Total</u>
Proportion of the net OPEB liability prior measurement date	0.03846160%	0.03649973%	
Proportion of the net OPEB liability/asset current measurement date	<u>0.04211930%</u>	<u>0.03825915%</u>	
Change in proportionate share	<u>0.00365770%</u>	<u>0.00175942%</u>	
Proportionate share of the net OPEB liability	\$ 1,168,503	\$ -	\$ 1,168,503
Proportionate share of the net OPEB asset	\$ -	\$ (614,785)	\$ (614,785)
OPEB expense	\$ 68,377	\$ (1,330,393)	\$ (1,262,016)

At June 30, 2019, the District reported deferred outflows of resources and deferred inflows of resources related to OPEB from the following sources:

	<u>SERS</u>	<u>STRS</u>	<u>Total</u>
<b>Deferred outflows of resources</b>			
Differences between expected and actual experience	\$ 19,074	\$ 71,807	\$ 90,881
Difference between employer contributions and proportionate share of contributions/change in proportionate share	81,167	62,697	143,864
Contributions subsequent to the measurement date	<u>35,276</u>	<u>-</u>	<u>35,276</u>
Total deferred outflows of resources	<u>\$ 135,517</u>	<u>\$ 134,504</u>	<u>\$ 270,021</u>
	<u>SERS</u>	<u>STRS</u>	<u>Total</u>
<b>Deferred inflows of resources</b>			
Differences between expected and actual experience	\$ -	\$ 35,819	\$ 35,819
Net difference between projected and actual earnings on pension plan investments	1,753	70,233	71,986
Changes of assumptions	104,981	837,693	942,674
Difference between employer contributions and proportionate share of contributions/change in proportionate share	<u>7,587</u>	<u>36,931</u>	<u>44,518</u>
Total deferred inflows of resources	<u>\$ 114,321</u>	<u>\$ 980,676</u>	<u>\$ 1,094,997</u>

**WEATHERSFIELD LOCAL SCHOOL DISTRICT  
TRUMBULL COUNTY, OHIO**

NOTES TO THE BASIC FINANCIAL STATEMENTS  
FOR THE FISCAL YEAR ENDED JUNE 30, 2019

**NOTE 14 - DEFINED BENEFIT OPEB PLANS - (Continued)**

\$35,276 reported as deferred outflows of resources related to OPEB resulting from District contributions subsequent to the measurement date will be recognized as a reduction of the net OPEB liability/asset in the year ending June 30, 2020. Other amounts reported as deferred outflows of resources and deferred inflows of resources related to OPEB will be recognized in OPEB expense as follows:

	SERS	STRS	Total
Fiscal Year Ending June 30:			
2019	\$ (32,033)	\$ (153,046)	\$ (185,079)
2020	(21,669)	(153,046)	(174,715)
2021	11,143	(153,044)	(141,901)
2022	11,888	(137,095)	(125,207)
2023	11,770	(131,504)	(119,734)
Thereafter	4,821	(118,437)	(113,616)
Total	\$ (14,080)	\$ (846,172)	\$ (860,252)

***Actuarial Assumptions - SERS***

The total OPEB liability is determined by SERS' actuaries in accordance with GASB Statement No. 74, as part of their annual actuarial valuation for each retirement plan. Actuarial valuations of an ongoing plan involve estimates of the value of reported amounts (e.g., salaries, credited service) and assumptions about the probability of occurrence of events far into the future (e.g., mortality, disabilities, retirements, employment terminations). Actuarially determined amounts are subject to continual review and potential modifications, as actual results are compared with past expectations and new estimates are made about the future.

Projections of benefits for financial reporting purposes are based on the substantive plan (the plan as understood by the employers and plan members) and include the types of benefits provided at the time of each valuation and the historical pattern of sharing benefit costs between the employers and plan members to that point. The projection of benefits for financial reporting purposes does not explicitly incorporate the potential effects of legal or contractual funding limitations.

Actuarial calculations reflect a long-term perspective. For a newly hired employee, actuarial calculations will take into account the employee's entire career with the employer and also take into consideration the benefits, if any, paid to the employee after termination of employment until the death of the employee and any applicable contingent annuitant. In many cases, actuarial calculations reflect several decades of service with the employer and the payment of benefits after termination.

**WEATHERSFIELD LOCAL SCHOOL DISTRICT  
TRUMBULL COUNTY, OHIO**

NOTES TO THE BASIC FINANCIAL STATEMENTS  
FOR THE FISCAL YEAR ENDED JUNE 30, 2019

**NOTE 14 - DEFINED BENEFIT OPEB PLANS - (Continued)**

Key methods and assumptions used in calculating the total OPEB liability in the latest actuarial valuation date of June 30, 2018, are presented below:

Wage inflation	3.00%
Future salary increases, including inflation	3.50% to 18.20%
Investment rate of return	7.50% net of investments expense, including inflation
Municipal bond index rate:	
Measurement date	3.62%
Prior measurement date	3.56%
Single equivalent interest rate, net of plan investment expense, including price inflation:	
Measurement date	3.70%
Prior measurement date	3.63%
Medical trend assumption:	
Medicare	5.375 to 4.75%
Pre-Medicare	7.25 to 4.75%

Mortality rates were based on the RP-2014 Blue Collar Mortality Table with fully generational projection and Scale BB, 120% of male rates and 110% of female rates. RP-2000 Disabled Mortality Table with 90% for male rates and 100% for female rates set back five years.

The most recent experience study was completed for the five year period ended June 30, 2015.

The long-term expected rate of return on plan assets is reviewed as part of the actuarial five-year experience study. The most recent study covers fiscal years 2010 through 2015, and was adopted by the Board on April 21, 2016. Several factors are considered in evaluating the long-term rate of return assumption including long-term historical data, estimates inherent in current market data, and a log-normal distribution analysis in which best-estimate ranges of expected future real rates of return were developed by

the investment consultant for each major asset class. These ranges were combined to produce the long-term expected rate of return, 7.50%, by weighting the expected future real rates of return by the target asset allocation percentage and then adding expected inflation. The capital market assumptions developed by the investment consultant are intended for use over a 10-year horizon and may not be useful in setting the long-term rate of return for funding pension plans which covers a longer timeframe. The assumption is intended to be a long-term assumption and is not expected to change absent a significant change in the asset allocation, a change in the inflation assumption, or a fundamental change in the market that alters expected returns in future years.

**WEATHERSFIELD LOCAL SCHOOL DISTRICT  
TRUMBULL COUNTY, OHIO**

NOTES TO THE BASIC FINANCIAL STATEMENTS  
FOR THE FISCAL YEAR ENDED JUNE 30, 2019

**NOTE 14 - DEFINED BENEFIT OPEB PLANS - (Continued)**

The target asset allocation and best estimates of arithmetic real rates of return for each major asset class, as used in the June 30, 2015 five-year experience study, are summarized as follows:

Asset Class	Target Allocation	Long-Term Expected Real Rate of Return
Cash	1.00 %	0.50 %
US Equity	22.50	4.75
International Equity	22.50	7.00
Fixed Income	19.00	1.50
Private Equity	10.00	8.00
Real Assets	15.00	5.00
Multi-Asset Strategies	10.00	3.00
Total	<u>100.00 %</u>	

**Discount Rate** - The discount rate used to measure the total OPEB liability at June 30, 2018 was 3.70%. The discount rate used to measure total OPEB liability prior to June 30, 2018 was 3.63%. The projection of cash flows used to determine the discount rate assumed that contributions will be made from members and the System at the state statute contribution rate of 2.00% of projected covered employee payroll each year, which includes a 1.50% payroll surcharge and 0.50% of contributions from the basic benefits plan. Based on these assumptions, the OPEB plan's fiduciary net position was projected to become insufficient to make future benefit payments during the fiscal year ending June 30, 2026. Therefore, the long-term expected rate of return on OPEB plan assets was used to present value the projected benefit payments through the fiscal year ending June 30, 2025 and the Fidelity General Obligation 20-year Municipal Bond Index rate of 3.62%, as of June 30, 2018 (i.e. municipal bond rate), was used to present value the projected benefit payments for the remaining years in the projection. A municipal bond rate of 3.56% was used as of June 30, 2017. The total present value of projected benefit payments from all years was then used to determine the single rate of return that was used as the discount rate. The projection of future benefit payments for all current plan members was until the benefit payments ran out.

**Sensitivity of the District's Proportionate Share of the Net OPEB Liability to Changes in the Discount Rate and Changes in the Health Care Cost Trend Rates** - The net OPEB liability is sensitive to changes in the discount rate and the health care cost trend rate. The following table presents the net OPEB liability of SERS, what SERS' net OPEB liability would be if it were calculated using a discount rate that is 1 percentage point lower (2.70%) and higher (4.70%) than the current discount rate (3.70%). Also shown is what SERS' net OPEB liability would be based on health care cost trend rates that are 1 percentage point lower (6.25% decreasing to 3.75%) and higher (8.25% decreasing to 5.75%) than the current rate.

	1% Decrease (2.70%)	Current Discount Rate (3.70%)	1% Increase (4.70%)
District's proportionate share of the net OPEB liability	\$ 1,417,887	\$ 1,168,503	\$ 971,038
	1% Decrease (6.25 % decreasing to 3.75 %)	Current Trend Rate (7.25 % decreasing to 4.75 %)	1% Increase (8.25 % decreasing to 5.75 %)
District's proportionate share of the net OPEB liability	\$ 942,768	\$ 1,168,503	\$ 1,467,417

**WEATHERSFIELD LOCAL SCHOOL DISTRICT  
TRUMBULL COUNTY, OHIO**

NOTES TO THE BASIC FINANCIAL STATEMENTS  
FOR THE FISCAL YEAR ENDED JUNE 30, 2019

**NOTE 14 - DEFINED BENEFIT OPEB PLANS - (Continued)**

***Actuarial Assumptions - STRS***

Key methods and assumptions used in the latest actuarial valuation, reflecting experience study results used in the July 1, 2018, actuarial valuation, compared with July 1, 2017, are presented below:

	July 1, 2018	July 1, 2017
Inflation	2.50%	2.50%
Projected salary increases	12.50% at age 20 to 2.50% at age 65	12.50% at age 20 to 2.50% at age 65
Investment rate of return	7.45%, net of investment expenses, including inflation	7.45%, net of investment expenses, including inflation
Payroll increases	3.00%	3.00%
Cost-of-living adjustments (COLA)	0.00%	0.00%, effective July 1, 2017
Discounted rate of return	7.45%	N/A
Blended discount rate of return	N/A	4.13%
Health care cost trends		6 to 11% initial, 4.50% ultimate
	Initial	Ultimate
Medical		
Pre-Medicare	6.00%	4.00%
Medicare	5.00%	4.00%
Prescription Drug		
Pre-Medicare	8.00%	4.00%
Medicare	-5.23%	4.00%

Projections of benefits include the historical pattern of sharing benefit costs between the employers and retired plan members.

For healthy retirees the mortality rates are based on the RP-2014 Annuitant Mortality Table with 50% of rates through age 69, 70% of rates between ages 70 and 79, 90% of rates between ages 80 and 84, and 100% of rates thereafter, projected forward generationally using mortality improvement scale MP-2016. For disabled retirees, mortality rates are based on the RP-2014 Disabled Mortality Table with 90% of rates for males and 100% of rates for females, projected forward generationally using mortality improvement scale MP-2016.

Actuarial assumptions used in the June 30, 2018, valuation are based on the results of an actuarial experience study for the period July 1, 2011 through June 30, 2016.

***Assumption Changes Since the Prior Measurement Date*** - The discount rate was increased from the blended rate of 4.13% to the long-term expected rate of return of 7.45% based on the methodology defined under GASB Statement No. 74, Financial Reporting for Postemployment Benefit Plans Other Than Pension Plans (OPEB). Valuation year per capita health care costs were updated.

***Benefit Term Changes Since the Prior Measurement Date*** - The subsidy multiplier for non-Medicare benefit recipients was increased from 1.90% to 1.944% per year of service effective January 1, 2019. The non-Medicare frozen subsidy base premium was increased effective January 1, 2019 and all remaining Medicare Part B premium reimbursements will be discontinued beginning January 1, 2020.

**WEATHERSFIELD LOCAL SCHOOL DISTRICT  
TRUMBULL COUNTY, OHIO**

NOTES TO THE BASIC FINANCIAL STATEMENTS  
FOR THE FISCAL YEAR ENDED JUNE 30, 2019

**NOTE 14 - DEFINED BENEFIT OPEB PLANS - (Continued)**

STRS' investment consultant develops an estimate range for the investment return assumption based on the target allocation adopted by the Retirement Board. The target allocation and long-term expected rate of return for each major asset class are summarized as follows:

<u>Asset Class</u>	<u>Target Allocation**</u>	<u>Long Term Expected Real Rate of Return *</u>
Domestic Equity	28.00 %	7.35 %
International Equity	23.00	7.55
Alternatives	17.00	7.09
Fixed Income	21.00	3.00
Real Estate	10.00	6.00
Liquidity Reserves	1.00	2.25
Total	<u>100.00 %</u>	

\*10-Year geometric nominal returns, which include the real rate of return and inflation of 2.25% and does not include investment expenses. Over a 30-year period, STRS' investment consultant indicates that the above target allocations should generate a return above the actuarial rate of return, without net value added by management.

\*\* The Target Allocation percentage is effective as of July 1, 2017. Target weights will be phased in over a 24-month period concluding on July 1, 2019.

**Discount Rate** - The discount rate used to measure the total OPEB asset was 7.45% as of June 30, 2018. A discount rate used to measure the total OPEB liability was 4.13% as of June 30, 2017. The projection of cash flows used to determine the discount rate assumes STRS Ohio continues to allocate no employer contributions to the health care fund. Based on these assumptions, the OPEB plan's fiduciary net position was projected to be available to make all projected future benefit payments to current plan members. Therefore, the long-term expected rate of return on health care plan investments of 7.45% was used to measure the total OPEB asset as of June 30, 2018.

**Sensitivity of the District's Proportionate Share of the Net OPEB Asset to Changes in the Discount and Health Care Cost Trend Rate** - The following table represents the net OPEB asset as of June 30, 2018, calculated using the current period discount rate assumption of 7.45%, as well as what the net OPEB asset would be if it were calculated using a discount rate that is one percentage point lower (6.45%) or one percentage point higher (8.45%) than the current assumption. Also shown is the net OPEB asset as if it were calculated using health care cost trend rates that are one percentage point lower or one percentage point higher than the current health care cost trend rates.

	<u>1% Decrease (6.45%)</u>	<u>Current Discount Rate (7.45%)</u>	<u>1% Increase (8.45%)</u>
	District's proportionate share of the net OPEB asset	\$ 526,929	\$ 614,785

	<u>1% Decrease</u>	<u>Current Trend Rate</u>	<u>1% Increase</u>
	District's proportionate share of the net OPEB asset	\$ 684,457	\$ 614,785

**WEATHERSFIELD LOCAL SCHOOL DISTRICT  
TRUMBULL COUNTY, OHIO**

NOTES TO THE BASIC FINANCIAL STATEMENTS  
FOR THE FISCAL YEAR ENDED JUNE 30, 2019

**NOTE 16 - BUDGETARY BASIS OF ACCOUNTING**

While reporting financial position, results of operations, and changes in fund balance on the basis of generally accepted accounting principles (GAAP), the budgetary basis as provided by law is based upon accounting for certain transactions on a basis of cash receipts and disbursements.

The statement of revenue, expenditures and changes in fund balance - budget and actual (non-GAAP budgetary basis) presented for the general fund is presented on the budgetary basis to provide a meaningful comparison of actual results with the budget. The major differences between the budget basis and the GAAP basis are that:

- (a) Revenues and other financing sources are recorded when received in cash (budget basis) as opposed to when susceptible to accrual (GAAP basis);
- (b) Expenditures are recorded when paid in cash (budget basis) as opposed to when the liability is incurred (GAAP basis);
- (c) In order to determine compliance with Ohio law, and to reserve that portion of the applicable appropriation, total outstanding encumbrances (budget basis) are recorded as the equivalent of an expenditure, as opposed to assigned or committed fund balance for that portion of outstanding encumbrances not already recognized as an account payable (GAAP basis); and,
- (d) Some funds are included in the general fund (GAAP basis), but have separate legally adopted budgets (budget basis).

The adjustments necessary to convert the results of operations for the year on the budget basis to the GAAP basis for the general fund is as follows:

**Net Change in Fund Balance**

	<u>General fund</u>
Budget basis	\$ 435,276
Net adjustment for revenue accruals	161,800
Net adjustment for expenditure accruals	153,836
Net adjustment for other sources/uses	(80,262)
Funds budgeted elsewhere	280,994
GAAP basis	\$ 951,644

Certain funds that are legally budgeted in separate special revenue funds are considered part of the general fund on a GAAP basis. This includes the uniform school supplies fund, the emergency levy fund and the public-school support fund.

**NOTE 17 - CONTINGENCIES**

**A. Grants**

The District receives significant financial assistance from numerous federal, State and local agencies in the form of grants. The disbursement of funds received under these programs generally requires compliance with terms and conditions specified in the grant agreements and are subject to audit by the grantor agencies. Any disallowed claims resulting from such audits could become a liability of the District. However, in the opinion of management, any such disallowed claims will not have a material effect on the financial position of the District.

**WEATHERSFIELD LOCAL SCHOOL DISTRICT  
TRUMBULL COUNTY, OHIO**

NOTES TO THE BASIC FINANCIAL STATEMENTS  
FOR THE FISCAL YEAR ENDED JUNE 30, 2019

**NOTE 17 – CONTINGENCIES – (Continued)**

**B. Litigation**

The District is not involved in material litigation as either plaintiff or defendant.

**C. Foundation Funding**

District Foundation funding is based on the annualized full-time equivalent (FTE) enrollment of each student. Effective for the 2018-2019 school year, traditional Districts must comply with minimum hours of instruction, instead of a minimum number of school days each year. The funding formula the Ohio Department of Education (ODE) is legislatively required to follow will continue to adjust as enrollment information is updated by the District, which can extend past the fiscal year-end. As of the date of this report, ODE has not finalized the impact of enrollment adjustments to the June 30, 2019 Foundation funding for the District; therefore, the financial statement impact is not determinable at this time. ODE and management believe this will result in either a receivable to or liability of the District.

**NOTE 18 - SET-ASIDES**

The District is required by State law to annually set-aside certain general fund revenue amounts, as defined by statutory formula, for the acquisition and construction of capital improvements. Amounts not spent by the end of the fiscal year or offset by similarly restricted resources received during the year must be held in cash at fiscal year-end. This amount must be carried forward to be used for the same purpose in future years. Expenditures exceeding the set-aside requirement may not be carried forward to the next fiscal year.

During fiscal year 2002, the District issued \$9,056,356 in general obligation various purpose refunding bonds. These proceeds may be used to reduce the capital improvements set-aside amount to below zero for future years. The amount presented for prior year offset from bond proceeds is limited to an amount needed to reduce the capital improvement set-aside balance to \$0. The District is responsible for tracking the amount of bond proceeds that may be used as an offset in future periods, which was \$8,891,673 at June 30, 2019.

The following cash-basis information describes the change in the fiscal year-end set-aside amount for capital improvements. Disclosure of this information is required by State statute.

	<u>Capital Improvements</u>
Current year set-aside requirement	\$ 176,826
Current year offsets	(95,932)
Prior year from bond proceeds	<u>(80,894)</u>
Total	<u>\$ -</u>
Balance carried forward to fiscal year 2020	<u>\$ -</u>

**NOTE 19 - OTHER COMMITMENTS**

The District utilizes encumbrance accounting as part of its budgetary controls. Encumbrances outstanding at year end may be reported as part of restricted, committed, or assigned classifications of fund balance. At year end, the District had no encumbrances.



REQUIRED SUPPLEMENTARY INFORMATION

**WEATHERSFIELD LOCAL SCHOOL DISTRICT  
TRUMBULL COUNTY, OHIO**

SCHEDULES OF REQUIRED SUPPLEMENTARY INFORMATION

SCHEDULE OF THE DISTRICT'S PROPORTIONATE SHARE OF  
THE NET PENSION LIABILITY  
SCHOOL EMPLOYEES RETIREMENT SYSTEM (SERS) OF OHIO

	LAST SIX FISCAL YEARS			
	<b>2019</b>	<b>2018</b>	<b>2017</b>	<b>2016</b>
District's proportion of the net pension liability	0.04149700%	0.03783420%	0.03848980%	0.03876290%
District's proportionate share of the net pension liability	\$ 2,376,610	\$ 2,260,510	\$ 2,817,098	\$ 2,211,849
District's covered payroll	\$ 1,546,022	\$ 1,282,507	\$ 1,212,707	\$ 1,166,965
District's proportionate share of the net pension liability as a percentage of its covered payroll	153.72%	176.26%	232.30%	189.54%
Plan fiduciary net position as a percentage of the total pension liability	71.36%	69.50%	62.98%	69.16%

Note: Information prior to 2014 was unavailable. Schedule is intended to show information for 10 years. Additional years will be displayed as they become available.

Amounts presented for each fiscal year were determined as of the District's measurement date which is the prior year-end.

SEE ACCOMPANYING NOTES TO THE REQUIRED SUPPLEMENTARY INFORMATION

<u>2015</u>	<u>2014</u>
0.04105600%	0.04105600%
\$ 2,077,821	\$ 2,441,469
\$ 1,193,016	\$ 1,071,575
174.17%	227.84%
71.70%	65.52%

**WEATHERSFIELD LOCAL SCHOOL DISTRICT  
TRUMBULL COUNTY, OHIO**

SCHEDULES OF REQUIRED SUPPLEMENTARY INFORMATION

SCHEDULE OF THE DISTRICT'S PROPORTIONATE SHARE OF  
THE NET PENSION LIABILITY  
STATE TEACHERS RETIREMENT SYSTEM (STRS) OF OHIO

	LAST SIX FISCAL YEARS			
	2019	2018	2017	2016
District's proportion of the net pension liability	0.03825915%	0.03649973%	0.03746651%	0.03758906%
District's proportionate share of the net pension liability	\$ 8,412,328	\$ 8,670,589	\$ 12,541,170	\$ 10,388,517
District's covered payroll	\$ 4,403,821	\$ 4,129,757	\$ 3,916,143	\$ 3,921,786
District's proportionate share of the net pension liability as a percentage of its covered payroll	191.02%	209.95%	320.24%	264.89%
Plan fiduciary net position as a percentage of the total pension liability	77.31%	75.30%	66.80%	72.10%

Note: Information prior to 2014 was unavailable. Schedule is intended to show information for 10 years. Additional years will be displayed as they become available.

Amounts presented for each fiscal year were determined as of the District's measurement date which is the prior year-end.

SEE ACCOMPANYING NOTES TO THE REQUIRED SUPPLEMENTARY INFORMATION

<u>2015</u>	<u>2014</u>
0.03846439%	0.03846439%
\$ 9,355,871	\$ 11,144,652
\$ 3,930,000	\$ 4,098,400
238.06%	271.93%
74.70%	69.30%

**WEATHERSFIELD LOCAL SCHOOL DISTRICT  
TRUMBULL COUNTY, OHIO**

SCHEDULES OF REQUIRED SUPPLEMENTARY INFORMATION

SCHEDULE OF DISTRICT PENSION CONTRIBUTIONS  
SCHOOL EMPLOYEES RETIREMENT SYSTEM (SERS) OF OHIO

	LAST TEN FISCAL YEARS			
	<u>2019</u>	<u>2018</u>	<u>2017</u>	<u>2016</u>
Contractually required contribution	\$ 202,028	\$ 208,713	\$ 179,551	\$ 169,779
Contributions in relation to the contractually required contribution	<u>(202,028)</u>	<u>(208,713)</u>	<u>(179,551)</u>	<u>(169,779)</u>
Contribution deficiency (excess)	<u>\$ -</u>	<u>\$ -</u>	<u>\$ -</u>	<u>\$ -</u>
District's covered payroll	\$ 1,496,504	\$ 1,546,022	\$ 1,282,507	\$ 1,212,707
Contributions as a percentage of covered payroll	13.50%	13.50%	14.00%	14.00%

SEE ACCOMPANYING NOTES TO THE REQUIRED SUPPLEMENTARY INFORMATION

<u>2015</u>	<u>2014</u>	<u>2013</u>	<u>2012</u>	<u>2011</u>	<u>2010</u>
\$ 153,806	\$ 165,352	\$ 148,306	\$ 139,679	\$ 129,233	\$ 138,689
<u>(153,806)</u>	<u>(165,352)</u>	<u>(148,306)</u>	<u>(139,679)</u>	<u>(129,233)</u>	<u>(138,689)</u>
<u>\$ -</u>	<u>\$ -</u>	<u>\$ -</u>	<u>\$ -</u>	<u>\$ -</u>	<u>\$ -</u>
\$ 1,166,965	\$ 1,193,016	\$ 1,071,575	\$ 1,038,506	\$ 1,028,107	\$ 1,024,291
13.18%	13.86%	13.84%	13.45%	12.57%	13.54%

**WEATHERSFIELD LOCAL SCHOOL DISTRICT  
TRUMBULL COUNTY, OHIO**

SCHEDULES OF REQUIRED SUPPLEMENTARY INFORMATION

SCHEDULE OF DISTRICT PENSION CONTRIBUTIONS  
STATE TEACHERS RETIREMENT SYSTEM (STRS) OF OHIO

	LAST TEN FISCAL YEARS			
	<u>2019</u>	<u>2018</u>	<u>2017</u>	<u>2016</u>
Contractually required contribution	\$ 620,886	\$ 616,535	\$ 578,166	\$ 548,260
Contributions in relation to the contractually required contribution	<u>(620,886)</u>	<u>(616,535)</u>	<u>(578,166)</u>	<u>(548,260)</u>
Contribution deficiency (excess)	<u>\$ -</u>	<u>\$ -</u>	<u>\$ -</u>	<u>\$ -</u>
District's covered payroll	\$ 4,434,900	\$ 4,403,821	\$ 4,129,757	\$ 3,916,143
Contributions as a percentage of covered payroll	14.00%	14.00%	14.00%	14.00%

SEE ACCOMPANYING NOTES TO THE REQUIRED SUPPLEMENTARY INFORMATION



<u>2015</u>	<u>2014</u>	<u>2013</u>	<u>2012</u>	<u>2011</u>	<u>2010</u>
\$ 549,050	\$ 510,900	\$ 532,792	\$ 545,336	\$ 533,398	\$ 541,731
<u>(549,050)</u>	<u>(510,900)</u>	<u>(532,792)</u>	<u>(545,336)</u>	<u>(533,398)</u>	<u>(541,731)</u>
<u>\$ -</u>	<u>\$ -</u>	<u>\$ -</u>	<u>\$ -</u>	<u>\$ -</u>	<u>\$ -</u>
\$ 3,921,786	\$ 3,930,000	\$ 4,098,400	\$ 4,194,892	\$ 4,103,062	\$ 4,167,162
14.00%	13.00%	13.00%	13.00%	13.00%	13.00%

**WEATHERSFIELD LOCAL SCHOOL DISTRICT  
TRUMBULL COUNTY, OHIO**

SCHEDULES OF REQUIRED SUPPLEMENTARY INFORMATION

SCHEDULE OF THE DISTRICT'S PROPORTIONATE SHARE OF  
THE NET OPEB LIABILITY  
SCHOOL EMPLOYEES RETIREMENT SYSTEM (SERS) OF OHIO

LAST THREE FISCAL YEARS

	<u>2019</u>	<u>2018</u>	<u>2017</u>
District's proportion of the net OPEB liability	0.04211930%	0.03846160%	0.03889953%
District's proportionate share of the net OPEB liability	\$ 1,168,503	\$ 1,032,208	\$ 1,096,298
District's covered payroll	\$ 1,546,022	\$ 1,282,507	\$ 1,212,707
District's proportionate share of the net OPEB liability as a percentage of its covered payroll	75.58%	80.48%	90.40%
Plan fiduciary net position as a percentage of the total OPEB liability	13.57%	12.46%	11.49%

Note: Information prior to 2017 was unavailable. Schedule is intended to show information for 10 years. Additional years will be displayed as they become available.

Amounts presented for each fiscal year were determined as of the District's measurement date which is the prior year-end.

SEE ACCOMPANYING NOTES TO THE REQUIRED SUPPLEMENTARY INFORMATION

**WEATHERSFIELD LOCAL SCHOOL DISTRICT  
TRUMBULL COUNTY, OHIO**

SCHEDULES OF REQUIRED SUPPLEMENTARY INFORMATION

SCHEDULE OF THE DISTRICT'S PROPORTIONATE SHARE OF  
THE NET OPEB LIABILITY/ASSET  
STATE TEACHERS RETIREMENT SYSTEM (STRS) OF OHIO

LAST THREE FISCAL YEARS

	<b>2019</b>	<b>2018</b>	<b>2017</b>
District's proportion of the net OPEB liability/asset	0.03825915%	0.03649973%	0.03746651%
District's proportionate share of the net OPEB liability/(asset)	\$ (614,785)	\$ 1,424,085	\$ 1,952,015
District's covered payroll	\$ 4,403,821	\$ 4,129,757	\$ 3,916,143
District's proportionate share of the net OPEB liability/asset as a percentage of its covered payroll	13.96%	34.48%	49.85%
Plan fiduciary net position as a percentage of the total OPEB liability/asset	176.00%	47.10%	37.30%

Note: Information prior to 2017 was unavailable. Schedule is intended to show information for 10 years. Additional years will be displayed as they become available.

Amounts presented for each fiscal year were determined as of the District's measurement date which is the prior year-end.

SEE ACCOMPANYING NOTES TO THE REQUIRED SUPPLEMENTARY INFORMATION

**WEATHERSFIELD LOCAL SCHOOL DISTRICT  
TRUMBULL COUNTY, OHIO**

SCHEDULES OF REQUIRED SUPPLEMENTARY INFORMATION

SCHEDULE OF DISTRICT OPEB CONTRIBUTIONS  
SCHOOL EMPLOYEES RETIREMENT SYSTEM (SERS) OF OHIO

	LAST TEN FISCAL YEARS			
	<u>2019</u>	<u>2018</u>	<u>2017</u>	<u>2016</u>
Contractually required contribution	\$ 35,276	\$ 30,576	\$ 21,280	\$ 19,230
Contributions in relation to the contractually required contribution	<u>(35,276)</u>	<u>(30,576)</u>	<u>(21,280)</u>	<u>(19,230)</u>
Contribution deficiency (excess)	<u>\$ -</u>	<u>\$ -</u>	<u>\$ -</u>	<u>\$ -</u>
District's covered payroll	\$ 1,496,504	\$ 1,546,022	\$ 1,282,507	\$ 1,212,707
Contributions as a percentage of covered payroll	2.36%	1.98%	1.66%	1.59%

SEE ACCOMPANYING NOTES TO THE REQUIRED SUPPLEMENTARY INFORMATION

<u>2015</u>	<u>2014</u>	<u>2013</u>	<u>2012</u>	<u>2011</u>	<u>2010</u>
\$ 29,863	\$ 19,644	\$ 22,324	\$ 21,412	\$ 35,575	\$ 25,585
<u>(29,863)</u>	<u>(19,644)</u>	<u>(22,324)</u>	<u>(21,412)</u>	<u>(35,575)</u>	<u>(25,585)</u>
<u>\$ -</u>	<u>\$ -</u>	<u>\$ -</u>	<u>\$ -</u>	<u>\$ -</u>	<u>\$ -</u>
\$ 1,166,965	\$ 1,193,016	\$ 1,071,575	\$ 1,038,506	\$ 1,028,107	\$ 1,024,291
2.56%	1.65%	2.08%	2.06%	3.46%	2.50%

**WEATHERSFIELD LOCAL SCHOOL DISTRICT  
TRUMBULL COUNTY, OHIO**

SCHEDULES OF REQUIRED SUPPLEMENTARY INFORMATION

SCHEDULE OF DISTRICT OPEB CONTRIBUTIONS  
STATE TEACHERS RETIREMENT SYSTEM (STRS) OF OHIO

	LAST TEN FISCAL YEARS			
	<u>2019</u>	<u>2018</u>	<u>2017</u>	<u>2016</u>
Contractually required contribution	\$ -	\$ -	\$ -	\$ -
Contributions in relation to the contractually required contribution	<u>-</u>	<u>-</u>	<u>-</u>	<u>-</u>
Contribution deficiency (excess)	<u>\$ -</u>	<u>\$ -</u>	<u>\$ -</u>	<u>\$ -</u>
District's covered payroll	\$ 4,434,900	\$ 4,403,821	\$ 4,129,757	\$ 3,916,143
Contributions as a percentage of covered payroll	0.00%	0.00%	0.00%	0.00%

SEE ACCOMPANYING NOTES TO THE REQUIRED SUPPLEMENTARY INFORMATION

<u>2015</u>	<u>2014</u>	<u>2013</u>	<u>2012</u>	<u>2011</u>	<u>2010</u>
\$ -	\$ 40,184	\$ 40,984	\$ 41,949	\$ 41,031	\$ 41,672
-	(40,184)	(40,984)	(41,949)	(41,031)	(41,672)
<u>\$ -</u>	<u>\$ -</u>	<u>\$ -</u>	<u>\$ -</u>	<u>\$ -</u>	<u>\$ -</u>
\$ 3,921,786	\$ 3,930,000	\$ 4,098,400	\$ 4,194,892	\$ 4,103,062	\$ 4,167,162
0.00%	1.00%	1.00%	1.00%	1.00%	1.00%

**WEATHERSFIELD LOCAL SCHOOL DISTRICT  
TRUMBULL COUNTY, OHIO**

NOTES TO THE REQUIRED SUPPLEMENTARY INFORMATION  
FOR THE FISCAL YEAR ENDED JUNE 30, 2019

PENSION

---

*SCHOOL EMPLOYEES RETIREMENT SYSTEM (SERS) OF OHIO*

Changes in benefit terms: There were no changes in benefit terms from the amounts reported for fiscal years 2014-2017. For fiscal year 2018, SERS changed from a fixed 3% annual increase to a Cost of Living Adjustment (COLA) based on the changes in the Consumer Price Index (CPI-W), with a cap of 2.5% and a floor of 0%. There were no changes in benefit terms from the amounts previously reported for fiscal year 2019.

Changes in assumptions: There were no changes in methods and assumptions used in the calculation of actuarial determined contributions for fiscal years 2014-2016. For fiscal year 2017, the following changes of assumptions affected the total pension liability since the prior measurement date: (a) the assumed rate of inflation was reduced from 3.25% to 3.00%, (b) payroll growth assumption was reduced from 4.00% to 3.50%, (c) assumed real wage growth was reduced from 0.75% to 0.50%, (d) Rates of withdrawal, retirement and disability were updated to reflect recent experience, (e) mortality among active members was updated to RP-2014 Blue Collar Mortality Table with fully generational projection and a five year age set-back for both males and females, (f) mortality among service retired members, and beneficiaries was updated to the following RP-2014 Blue Collar Mortality Table with fully generational projection with Scale BB, 120% of male rates, and 110% of female rates, (g) mortality among disabled members was updated to RP-2000 Disabled Mortality Table, 90% for male rates and 100% for female rates, set back five years is used for the period after disability retirement and (h) the discount rate was reduced from 7.75% to 7.50%. There were no changes in methods and assumptions used in the calculation of actuarial determined contributions for fiscal years 2018-2019.

*STATE TEACHERS RETIREMENT SYSTEM (STRS) OF OHIO*

Changes in benefit terms: There were no changes in benefit terms from the amounts reported for fiscal years 2014-2017. For fiscal year 2018, STRS decreased the Cost of Living Adjustment (COLA) to zero. There were no changes in benefit terms from amounts previously reported for fiscal year 2019.

Changes in assumptions: There were no changes in methods and assumptions used in the calculation of actuarial determined contributions for fiscal years 2014-2017. For fiscal year 2018, the following changes of assumption affected the total pension liability since the prior measurement date: (a) the long term expected rate of return was reduced from 7.75% to 7.45%, (b) the inflation assumption was lowered from 2.75% to 2.50%, (c) the payroll growth assumption was lowered to 3.00%, (d) total salary increases rate was lowered by decreasing the merit component of the individual salary increases, in addition to a decrease of 0.25% due to lower inflation (e) the healthy and disabled mortality assumptions were updated to the RP-2014 mortality tables with generational improvement scale MP-2016 and (f) rates of retirement, termination and disability were modified to better reflect anticipated future experience. There were no changes in methods and assumptions used in the calculation of actuarial determined contributions for fiscal year 2019.

(Continued)



**WEATHERSFIELD LOCAL SCHOOL DISTRICT  
TRUMBULL COUNTY, OHIO**

NOTES TO THE REQUIRED SUPPLEMENTARY INFORMATION (CONTINUED)  
FOR THE FISCAL YEAR ENDED JUNE 30, 2019

OTHER POSTEMPLOYMENT BENEFITS (OPEB)

---

*SCHOOL EMPLOYEES RETIREMENT SYSTEM (SERS) OF OHIO*

Changes in benefit terms: There were no changes in benefit terms from the amounts previously reported for fiscal years 2017-2019.

Changes in assumptions: There were no changes in methods and assumptions used in the calculation of actuarial determined contributions for fiscal year 2017. For fiscal year 2018, the following changes of assumptions affected the total OPEB liability since the prior measurement date: (a) assumed rate of inflation was reduced from 3.25% to 3.00%, (b) payroll growth assumption was reduced from 4.00% to 3.50%, (c) assumed real wage growth was reduced from 0.75% to 0.50%, (d) rates of withdrawal, retirement, and disability were updated to reflect recent experience, (e) mortality among active members was updated to the following: RP-2014 Blue Collar Mortality Table with fully generational projection and a five-year age set-back for both males and females, (f) mortality among service retired members, and beneficiaries was updated to the following: RP-2014 Blue Collar Mortality Table with fully generational projection with Scale BB, 120% of male rates, and 110% of female rates, (g) mortality among disabled members was updated to the following: RP-2000 Disabled Mortality Table, 90% for male rates and 100% for female rates, set back five years is used for the period after disability retirement, (h) the municipal bond index rate increased from 2.92% to 3.56% and (i) the single equivalent interest rate, net of plan investment expense, including price inflation increased from 2.98% to 3.63%. For fiscal year 2019, the following changes of assumptions affected the total OPEB liability since the prior measurement date: (a) the discount rate increased from 3.63% to 3.70%, (b) the health care cost trend rate for Medicare were changed from a range of 5.50%-5.00% to a range of 5.375%-4.75% and Pre-Medicare were changed from a range of 7.50%-5.00% to a range of 7.25%-4.75%, (c) the municipal bond index rate increased from 3.56% to 3.62% and (i) the single equivalent interest rate, net of plan investment expense, including price inflation increased from 3.63% to 3.70%.

*STATE TEACHERS RETIREMENT SYSTEM (STRS) OF OHIO*

Changes in benefit terms: There were no changes in benefit terms from the amounts previously reported for fiscal year 2017. For fiscal year 2018, STRS reduced the subsidy multiplier for non-Medicare benefit recipients from 2.1% to 1.9% per year of service. Medicare Part B premium reimbursements were discontinued for certain survivors and beneficiaries and all remaining Medicare Part B premium reimbursements will be discontinued beginning January 2019. For fiscal year 2019, STRS increased the subsidy multiplier for non-Medicare benefit recipients from 1.9% to 1.944% per year of service effective January 1, 2019. The non-Medicare frozen subsidy base premium was increased January 1, 2019 and all remaining Medicare Part B premium reimbursements will be discontinued beginning January 1, 2020.

Changes in assumptions: There were no changes in methods and assumptions used in the calculation of actuarial determined contributions for fiscal year 2017. For fiscal year 2018, the following changes of assumption affected the total OPEB liability since the prior measurement date: (a) the discount rate was increased from 3.26% to 4.13% based on the methodology defined under GASB Statement No. 74, Financial Reporting for Postemployment Benefit Plans Other Than Pension Plans (OPEB), (b) the long term expected rate of return was reduced from 7.75% to 7.45%, (c) valuation year per capita health care costs were updated, and the salary scale was modified, (d) the percentage of future retirees electing each option was updated based on current data and the percentage of future disabled retirees and terminated vested participants electing health coverage were decreased and (e) the assumed mortality, disability, retirement, withdrawal and future health care cost trend rates were modified along with the portion of rebated prescription drug costs. For fiscal year 2019, the following changes of assumptions affected the total OPEB liability since the prior measurement date: (a) the discount rate was increased from the blended rate of 4.13% to the long-term expected rate of return of 7.45% based on the methodology defined under GASB Statement No. 74, Financial Reporting for Postemployment Benefit Plans Other Than Pension Plans (OPEB) and (b) decrease in trend rates from 6.00%-11.00 initial; 4.50% ultimate down to Medical Pre-Medicare 6.00% and Medicare 5.00% initial; 4.00% ultimate and Prescription Drug Pre-Medicare 8.00% and Medicare (5.23%) initial; 4.00% ultimate.

**This page intentionally left blank.**

# OHIO AUDITOR OF STATE KEITH FABER



101 Central Plaza South  
700 Chase Tower  
Canton, Ohio 44702-1509  
(330) 438-0617 or (800) 443-9272  
EastRegion@ohioauditor.gov

## INDEPENDENT AUDITOR'S REPORT ON INTERNAL CONTROL OVER FINANCIAL REPORTING AND ON COMPLIANCE AND OTHER MATTERS REQUIRED BY *GOVERNMENT AUDITING STANDARDS*

Weathersfield Local School District  
Trumbull County  
1334 Seaborn St..  
Mineral Ridge, Ohio 44440-9535

To the Board of Education:

We have audited, in accordance with auditing standards generally accepted in the United States and the Comptroller General of the United States' *Government Auditing Standards*, the financial statements of the governmental activities, each major fund, and the aggregate remaining fund information of the Weathersfield Local School District, Trumbull County, (the District) as of and for the year ended June 30, 2019, and the related notes to the financial statements, which collectively comprise the District's basic financial statements and have issued our report thereon dated March 31, 2020.

### ***Internal Control Over Financial Reporting***

As part of our financial statement audit, we considered the District's internal control over financial reporting (internal control) to determine the audit procedures appropriate in the circumstances to the extent necessary to support our opinion on the financial statements, but not to the extent necessary to opine on the effectiveness of the District's internal control. Accordingly, we have not opined on it.

*A deficiency in internal control* exists when the design or operation of a control does not allow management or employees, when performing their assigned functions, to prevent, or detect and timely correct misstatements. *A material weakness* is a deficiency, or combination of internal control deficiencies resulting in a reasonable possibility that internal control will not prevent or detect and timely correct a material misstatement of the District's financial statements. *A significant deficiency* is a deficiency, or a combination of deficiencies, in internal control that is less severe than a material weakness, yet important enough to merit attention by those charged with governance.

Our consideration of internal control was for the limited purpose described in the first paragraph of this section and was not designed to identify all internal control deficiencies that might be material weaknesses or significant deficiencies. Given these limitations, we did not identify any deficiencies in internal control that we consider material weaknesses. However, unidentified material weaknesses may exist.

***Compliance and Other Matters***

As part of reasonably assuring whether the District's financial statements are free of material misstatement, we tested its compliance with certain provisions of laws, regulations, contracts, and grant agreements, noncompliance with which could directly and materially affect the determination of financial statement amounts. However, opining on compliance with those provisions was not an objective of our audit and accordingly, we do not express an opinion. The results of our tests disclosed an instance of noncompliance or other matters we must report under *Government Auditing Standards* which is described in the accompanying schedule of findings as item 2019-001.

***District's Response to Findings***

The District's response to the finding identified in our audit is described in the accompanying schedule of findings. We did not subject the District's response to the auditing procedures applied in the audit of the financial statements and, accordingly, we express no opinion on it.

***Purpose of this Report***

This report only describes the scope of our internal control and compliance testing and our testing results, and does not opine on the effectiveness of the District's internal control or on compliance. This report is an integral part of an audit performed under *Government Auditing Standards* in considering the District's internal control and compliance. Accordingly, this report is not suitable for any other purpose.



Keith Faber  
Auditor of State

Columbus, Ohio

March 31, 2020

**WEATHERSFIELD LOCAL SCHOOL DISTRICT  
TRUMBULL COUNTY**

**SCHEDULE OF FINDINGS  
JUNE 30, 2019**

<b>1. FINDINGS RELATED TO THE FINANCIAL STATEMENTS REQUIRED TO BE REPORTED IN ACCORDANCE WITH GAGAS</b>
---

**FINDING NUMBER 2019-001**

**Noncompliance**

**Ohio Rev. Code § 5705.10(I)** requires that money paid into any fund shall be used only for the purposes for which such fund is established. Therefore, a negative fund cash balance in any fund indicates that money from another fund or funds has been used to pay the obligations of the fund carrying the deficit balance.

The Uniform School Supplies Fund had deficit fund balances of \$20,315, \$16,645, and \$15,824 at October 2018, January 2019, and March 2019, respectively. In addition, the Title I Fund had deficit fund balances of \$48,532, \$141,669, and \$85,806 at October 2018, January 2019, and March 2019, respectively.

Negative fund balances could result in the use of restricted receipts for unallowable purposes. A procedure(s) and control(s), such as the Management and/or Board's periodic review of reports that show cash fund balances, and budgeted versus actual receipts and disbursements, should be implemented to identify those funds that may potentially develop a negative balance.

Advances or transfers should be made for these funds or appropriations modified to prevent a negative cash balance. The District should refer to Ohio Compliance Supplement (OCS) Chapter 1 and/or Auditor of State Bulletin 97-003 for information regarding the accounting treatment and approval process for advances.

**Officials' Response:** Title I funds are grant funds in the CCIP program that are reimbursed by the state after the expenditures have occurred and the account goes into the negative. The Ohio Department of Education's Grant Manual states "After incurring allowable expenditures under the grant, grantees request funds by submitting a Project Cash Request (PCR)".

Due to timing issues associated with requesting reimbursement from the state, at times these funds do end the month with negative balances. Of the three conditions that need to be in place for this to occur, two of them are satisfied; the likelihood of the district receiving the payment is 100% as those funds have been allocated to the district by the state and the district's general fund is greater than the aggregate of deficit amounts. The only condition that is not met is that on the dates mentioned above the district did not have a request for payment pending with the state. This is due to not being able to make the request without the account being negative.

The district has corrected this issue by board approving advances from the general fund to the grant funds. These advances are then sent back to the general fund when received from the state. These advances back to the general fund are also board approved and will occur within the same fiscal year.

**This page intentionally left blank.**



# Weathersfield Local School District

1334 Seaborn St.  
Mineral Ridge, OH 44440-9535  
Phone: (330) 652-0287  
Fax: (330) 544-7476

Damon J. Dohar  
Superintendent

Steven Haynie  
Treasurer

## SUMMARY SCHEDULE OF PRIOR AUDIT FINDINGS FYE JUNE 30, 2019

Finding Number	Finding Summary	Status	Additional Information
2018-001	Deficit cash balances.	Not Corrected.	See Finding 2019-001
2018-002	Budgetary amounts not recorded in the accounting system.	Partially corrected.	Repeated in Management Letter

**This page intentionally left blank.**



# OHIO AUDITOR OF STATE KEITH FABER



**WEATHERSFIELD LOCAL SCHOOL DISTRICT**

**TRUMBULL COUNTY**

## **CLERK'S CERTIFICATION**

**This is a true and correct copy of the report which is required to be filed in the Office of the Auditor of State pursuant to Section 117.26, Revised Code, and which is filed in Columbus, Ohio.**

*Susan Babbitt*

**CLERK OF THE BUREAU**

**CERTIFIED  
MAY 7, 2020**