

**NEW LEXINGTON LOCAL SCHOOL DISTRICT  
PERRY COUNTY  
SINGLE AUDIT  
JULY 1, 2022 - JUNE 30, 2023**





OHIO AUDITOR OF STATE  
KEITH FABER



88 East Broad Street  
Columbus, Ohio 43215  
IPARreport@ohioauditor.gov  
(800) 282-0370

Board of Education  
New Lexington Local School District  
2549 Panther Drive  
New Lexington, Ohio 43764

We have reviewed the *Independent Auditor's Report* of the New Lexington Local School District, Perry County, prepared by Wilson, Shannon & Snow, Inc., for the audit period July 1, 2022 through June 30, 2023. Based upon this review, we have accepted these reports in lieu of the audit required by Section 117.11, Revised Code. The Auditor of State did not audit the accompanying financial statements and, accordingly, we are unable to express, and do not express an opinion on them.

Our review was made in reference to the applicable sections of legislative criteria, as reflected by the Ohio Constitution, and the Revised Code, policies, procedures and guidelines of the Auditor of State, regulations and grant requirements. The New Lexington Local School District is responsible for compliance with these laws and regulations.

A handwritten signature in cursive script that reads "Keith Faber".

Keith Faber  
Auditor of State  
Columbus, Ohio

December 27, 2023

**This page intentionally left blank.**

**NEW LEXINGTON LOCAL SCHOOL DISTRICT  
PERRY COUNTY, OHIO**

**TABLE OF CONTENTS**

<b><u>TITLE</u></b>	<b><u>PAGE</u></b>
INDEPENDENT AUDITOR’S REPORT	1
MANAGEMENT’S DISCUSSION AND ANALYSIS	5
BASIC FINANCIAL STATEMENTS:	
GOVERNMENT-WIDE FINANCIAL STATEMENTS:	
STATEMENT OF NET POSITION – CASH BASIS	16
STATEMENT OF ACTIVITIES– CASH BASIS	17
FUND FINANCIAL STATEMENTS:	
STATEMENT OF ASSETS AND FUND BALANCES – CASH BASIS – GOVERNMENTAL FUNDS	18
RECONCILIATION OF TOTAL GOVERNMENTAL FUND BALANCES TO NET POSITION OF GOVERNMENTAL ACTIVITIES – CASH BASIS	19
STATEMENT OF RECEIPTS, DISBURSEMENTS, AND CHANGES IN FUND BALANCES – CASH BASIS - GOVERNMENTAL FUNDS	20
RECONCILIATION OF THE STATEMENT OF RECEIPTS, DISBURSEMENTS, AND CHANGES IN FUND BALANCES- GOVERNMENTAL FUNDS TO THE STATEMENT OF ACTIVITIES– CASH BASIS	21
STATEMENT OF RECEIPTS, DISBURSEMENTS, AND CHANGES IN FUND BALANCE – BUDGET AND ACTUAL – BUDGET BASIS – GENERAL FUND	22
STATEMENT OF FUND NET POSITION – CASH BASIS – PROPRIETARY FUND	23
STATEMENT OF RECEIPTS, DISBURSEMENTS AND CHANGES IN FUND NET POSITION – CASH BASIS - PROPRIETARY FUND	24
NOTES TO THE BASIC FINANCIAL STATEMENTS	25
REQUIRED SUPPLEMENTARY INFORMATION:	
SCHEDULE OF THE SCHOOL DISTRICT’S PROPORTIONATE SHARE OF THE NET PENSION LIABILITY – SCHOOL EMPLOYEES RETIREMENT SYSTEM OF OHIO	60
SCHEDULE OF THE SCHOOL DISTRICT’S PROPORTIONATE SHARE OF THE NET PENSION LIABILITY – STATE TEACHERS RETIREMENT SYSTEM OF OHIO	62
SCHEDULE OF SCHOOL DISTRICT PENSION CONTRIBUTIONS – SCHOOL EMPLOYEES RETIREMENT SYSTEM OF OHIO	64
SCHEDULE OF SCHOOL DISTRICT PENSION CONTRIBUTIONS – STATE TEACHERS RETIREMENT SYSTEM OF OHIO	66

**NEW LEXINGTON LOCAL SCHOOL DISTRICT**

**PERRY COUNTY, OHIO**

**TABLE OF CONTENTS**

<b><u>TITLE</u></b>	<b><u>PAGE</u></b>
SCHEDULE OF THE SCHOOL DISTRICT'S PROPORTIONATE SHARE OF THE NET OPEB LIABILITY – SCHOOL EMPLOYEES RETIREMENT SYSTEM OF OHIO	68
SCHEDULE OF THE SCHOOL DISTRICT'S PROPORTIONATE SHARE OF THE NET OPEB LIABILITY/(ASSET) – STATE TEACHERS RETIREMENT SYSTEM OF OHIO	70
SCHEDULE OF SCHOOL DISTRICT OPEB CONTRIBUTIONS – SCHOOL EMPLOYEES RETIREMENT SYSTEM OF OHIO	72
SCHEDULE OF SCHOOL DISTRICT OPEB CONTRIBUTIONS – STATE TEACHERS RETIREMENT SYSTEM OF OHIO	74
NOTES TO THE REQUIRED SUPPLEMENTARY INFORMATION	76
SCHEDULE OF EXPENDITURES OF FEDERAL AWARDS	77
NOTES TO THE SCHEDULE OF EXPENDITURES OF FEDERAL AWARDS	78
INDEPENDENT AUDITOR'S REPORT ON INTERNAL CONTROL OVER FINANCIAL REPORTING AND ON COMPLIANCE AND OTHER MATTERS REQUIRED BY <i>GOVERNMENT AUDITING STANDARDS</i>	79
INDEPENDENT AUDITOR'S REPORT ON COMPLIANCE WITH REQUIREMENTS APPLICABLE TO EACH MAJOR FEDERAL PROGRAM AND ON INTERNAL CONTROL OVER COMPLIANCE REQUIRED BY THE UNIFORM GUIDANCE	81
SCHEDULE OF FINDINGS	84
SUMMARY SCHEDULE OF PRIOR AUDIT FINDINGS	86
CORRECTIVE ACTION PLAN	87

## INDEPENDENT AUDITOR'S REPORT

New Lexington Local School District  
Perry County  
2549 Panther Drive  
New Lexington, Ohio 43764

To the Board of Education:

### *Report on the Audit of the Financial Statements*

#### *Opinions*

We have audited the cash-basis financial statements of the governmental activities, each major fund, and the aggregate remaining fund information of the New Lexington Local School District, Perry County, Ohio (the School District), as of and for the fiscal year ended June 30, 2023, and the related notes to the financial statements, which collectively comprise the School District's basic financial statements as listed in the table of contents.

In our opinion, the accompanying financial statements referred to above present fairly, in all material respects, the respective cash-basis financial position of the governmental activities, each major fund, and the aggregate remaining fund information of the School District, as of June 30, 2023, and the respective changes in cash-basis financial position and where applicable cash flows thereof and the budgetary comparison for the General fund for the fiscal year then ended in accordance with the cash-basis of accounting described in Note 2.

#### *Basis for Opinions*

We conducted our audit in accordance with auditing standards generally accepted in the United States of America (GAAS) and the standards applicable to financial audits contained in *Government Auditing Standards*, issued by the Comptroller General of the United States. Our responsibilities under those standards are further described in the *Auditor's Responsibilities for the Audit of the Financial Statements* section of our report. We are required to be independent of the School District, and to meet our other ethical responsibilities, in accordance with the relevant ethical requirements relating to our audit. We believe that the audit evidence we have obtained is sufficient and appropriate to provide a basis for our audit opinions.

#### *Emphasis of Matter - Accounting Basis*

Ohio Administrative Code § 117-2-03(B) requires the School District to prepare its annual financial report in accordance with accounting principles generally accepted in the United States of America. We draw attention to Note 2 of the financial statements, which describes the basis of accounting. The financial statements are prepared on the cash basis of accounting, which is a basis of accounting other than accounting principles generally accepted in the United States of America. Our opinion is not modified with respect to this matter.

***Responsibilities of Management for the Financial Statements***

Management is responsible for the preparation and fair presentation of the financial statements in accordance with the cash basis of accounting described in Note 2, and for determining that the cash basis of accounting is an acceptable basis for preparation of the financial statements in the circumstances. Management is also responsible for the design, implementation, and maintenance of internal control relevant to the preparation and fair presentation of financial statements that are free from material misstatement, whether due to fraud or error.

In preparing the financial statements, management is required to evaluate whether there are conditions or events, considered in the aggregate, that raise substantial doubt about the School District's ability to continue as a going concern for twelve months beyond the financial statement date, including any currently known information that may raise substantial doubt shortly thereafter.

***Auditor's Responsibilities for the Audit of the Financial Statements***

Our objectives are to obtain reasonable assurance about whether the financial statements as a whole are free from material misstatement, whether due to fraud or error, and to issue an auditor's report that includes our opinions. Reasonable assurance is a high level of assurance but is not absolute assurance and therefore is not a guarantee that an audit conducted in accordance with GAAS and *Government Auditing Standards* will always detect a material misstatement when it exists. The risk of not detecting a material misstatement resulting from fraud is higher than for one resulting from error, as fraud may involve collusion, forgery, intentional omissions, misrepresentations, or the override of internal control. Misstatements are considered material if there is a substantial likelihood that, individually or in the aggregate, they would influence the judgment made by a reasonable user based on the financial statements.

In performing an audit in accordance with GAAS and *Government Auditing Standards*, we

- exercise professional judgment and maintain professional skepticism throughout the audit.
- identify and assess the risks of material misstatement of the financial statements, whether due to fraud or error, and design and perform audit procedures responsive to those risks. Such procedures include examining, on a test basis, evidence regarding the amounts and disclosures in the financial statements.
- obtain an understanding of internal control relevant to the audit in order to design audit procedures that are appropriate in the circumstances, but not for the purpose of expressing an opinion on the effectiveness of the School District's internal control. Accordingly, no such opinion is expressed.
- evaluate the appropriateness of accounting policies used and the reasonableness of significant accounting estimates made by management, as well as evaluate the overall presentation of the financial statements.
- conclude whether, in our judgment, there are conditions or events, considered in the aggregate, that raise substantial doubt about the School District's ability to continue as a going concern for a reasonable period of time.

We are required to communicate with those charged with governance regarding, among other matters, the planned scope and timing of the audit, significant audit findings, and certain internal control-related matters that we identified during the audit.



***Supplementary Information***

Our audit was conducted to opine on the financial statements as a whole that collectively comprise the School District's basic financial statements.

The Schedule of Expenditures of Federal Awards as required by Title 2 U.S. Code of Federal Regulations (CFR) Part 200, Uniform Administrative Requirements, Cost Principles, and Audit Requirements for Federal Awards is presented for purposes of additional analysis and is not a required part of the financial statements.

Such information is the responsibility of management and was derived from and relates directly to the underlying accounting and other records used to prepare the basic financial statements. The information has been subjected to the auditing procedures applied to the basic financial statements and certain additional procedures, including comparing and reconciling such information directly to the underlying accounting and other records used to prepare the basic financial statements or to the basic financial statements themselves, and other additional procedures in accordance with auditing standards generally accepted in the United States of America. In our opinion, this schedule is fairly stated in all material respects in relation to the basic financial statements as a whole.

***Other Information***

We applied no procedures to management's discussion & analysis, and schedules of net pension and other post-employment benefit liabilities/assets and pension and other post-employment benefit contributions as listed in the table of contents. Accordingly, we express no opinion or any other assurance on them.

In connection with our audit of the basic financial statements, our responsibility is to read the other information and consider whether a material inconsistency exists between the other information and the basic financial statements, or the other information otherwise appears to be materially misstated. If, based on the work performed, we conclude that an uncorrected material misstatement of the other information exists, we are required to describe it in our report.

***Other Reporting Required by Government Auditing Standards***

In accordance with *Government Auditing Standards*, we have also issued our report dated November 15, 2023, on our consideration of the School District's internal control over financial reporting and our tests of its compliance with certain provisions of laws, regulations, contracts and grant agreements and other matters. The purpose of that report is solely to describe the scope of our testing of internal control over financial reporting and compliance and the results of that testing, and not to provide an opinion on the effectiveness of the School District's internal control over financial reporting or on compliance. That report is an integral part of an audit performed in accordance with *Government Auditing Standards* in considering the School District's internal control over financial reporting and compliance.

*Wilson, Shannon & Sons, Inc.*

Newark, Ohio  
November 15, 2023

**THIS PAGE IS INTENTIONALLY LEFT BLANK**

**NEW LEXINGTON LOCAL SCHOOL DISTRICT  
PERRY COUNTY**

**MANAGEMENT'S DISCUSSION AND ANALYSIS  
FOR THE FISCAL YEAR ENDED JUNE 30, 2023  
(UNAUDITED)**

The management's discussion and analysis of the New Lexington Local School District, Perry County (the "School District") financial performance provides an overall review of the School District's financial activities for the fiscal year ended June 30, 2023. The intent of this discussion and analysis is to look at the School District's financial performance as a whole; readers should also review the basic financial statements and the notes to the basic financial statements to enhance their understanding of the School District's financial performance.

**Financial Highlights**

Key financial highlights for 2023 are as follows:

- The total net position of the School District decreased \$729,918 or 8% from 2022.
- General receipts accounted for \$22,766,929 or 68% of total governmental activities receipts. Program specific receipts accounted for \$10,472,692 or 32% of total governmental activities receipts.
- The School District had \$33,969,539 in expenses related to governmental activities; \$10,472,692 of these expenses was offset by program specific charges for services and sales, operating grants and contributions and capital grants and contributions.
- The general fund had receipts and other financing sources of \$24,737,087 in 2023. This represents a decrease of \$1,429,506 from 2022. The disbursements and other financing uses of the general fund, which totaled \$24,195,526 in 2023 and decreased \$778,702 from 2022. The net increase in fund balance for the general fund was \$541,561 or 10%.
- The building fund had no receipts and disbursements of \$1,017,429 which resulted in a fund balance of \$2,051,821 at June 30, 2023.

**The Basic Financial Statements**

This annual report consists of a series of financial statements and notes to these statements. These statements are organized so the reader can understand the School District as a financial whole, an entire operating entity. The statements then proceed to provide an increasingly detailed look at specific financial activities.

The statement of net position and statement of activities provide information about the activities of the School District as a whole, presenting both an aggregate view of the School District's finances and a longer-term view of those finances. Fund financial statements provide the next level of detail. For governmental funds, these statements tell how services were financed in the short-term as well as what remains for future spending. The fund financial statements also look at the School District's most significant funds with all other nonmajor funds presented in total in one column.

**NEW LEXINGTON LOCAL SCHOOL DISTRICT  
PERRY COUNTY**

**MANAGEMENT’S DISCUSSION AND ANALYSIS  
FOR THE FISCAL YEAR ENDED JUNE 30, 2023  
(UNAUDITED)**

**Reporting the School District as a Whole**

***Statement of Net Position and the Statement of Activities***

While this document contains a large number of funds used by the School District to provide programs and activities, the view of the School District as a whole looks at all financial transactions and asks the question, “How did we do financially during 2023?”

These statements will provide information about the activities of the School District as a whole in accordance with the cash basis of accounting. These two statements report the School District’s net position and changes in net position. This change in net position is important because it tells the reader that, for the School District as a whole, the financial position of the School District has improved or diminished. The causes of this change may be the result of many factors, some financial, some not. Non-financial factors include the School District’s property tax base, current property tax laws in Ohio restricting revenue growth, facility conditions, variations of economic conditions, required community programs and other factors.

In the statement of net position and the statement of activities, the School District presents one distinct kind of activity:

Governmental activities - Most of the School District’s programs and services are reported here including instruction (regular, special, vocational, and other) and support services (operating and maintenance of buildings, administration, pupil transportation, etc). These services are funded primarily by property taxes and intergovernmental receipts including Federal and State grants and other shared receipts.

**Reporting the School District’s Most Significant Funds**

***Fund Financial Statements***

A fund is a grouping of related accounts that is used to maintain control over resources that have been segregated for specific activities or objectives. The School District, like other state and local governments, uses fund accounting to ensure and demonstrate compliance with finance-related legal requirements. All of the funds of the School District can be divided into three categories: governmental funds, proprietary funds, and fiduciary funds.

Fund financial reports provide detailed information about the School District’s major funds. The School District uses many funds to account for a multitude of financial transactions. However, these fund financial statements focuses on the School District’s most significant funds.

***Governmental Funds***

Governmental funds are used to account for essentially the same functions reported as governmental activities in the government-wide financial statements as limited to the cash basis of accounting.

Because the focus of the governmental funds is narrower than that of the government-wide financial statements, it is useful to compare the information presented for governmental funds with similar information presented for governmental activities in the government-wide financial statements. By doing so, the readers may better understand the long-term impact of the government’s near-term financing decisions. Both the governmental fund balance sheet and the governmental fund statement of receipts, disbursements, and changes in fund balances provide a reconciliation to facilitate this comparison between governmental funds and governmental activities.

**NEW LEXINGTON LOCAL SCHOOL DISTRICT  
PERRY COUNTY**

**MANAGEMENT'S DISCUSSION AND ANALYSIS  
FOR THE FISCAL YEAR ENDED JUNE 30, 2023  
(UNAUDITED)**

The School District maintains a multitude of individual governmental funds. The School District has segregated these funds into major funds and nonmajor funds. The School District's major governmental funds are the general fund and the building fund. Information for major funds is presented separately in the governmental fund balance sheet and in the governmental statement of receipts, disbursements, and changes in fund balances. Data from the other governmental funds are combined into a single, aggregated presentation.

***Proprietary Funds***

The School District maintains one type of proprietary fund. Internal service funds are an accounting mechanism used to accumulate and allocate costs internally among the School District's various functions. The School District uses an internal service fund to predominantly account for its health insurance benefits. Because this service predominantly benefits governmental functions, it has been included within the governmental activities within the government-wide financial statements.

**Government-Wide Financial Analysis**

The table below provides a summary of the School District's assets and net position at June 30, 2023 and 2022:

	Net Position	
	Governmental Activities	
	2023	2022
<u>Assets</u>		
Cash and Cash Equivalents	\$ 8,213,749	\$ 8,943,667
Total Assets	<u>\$ 8,213,749</u>	<u>\$ 8,943,667</u>
<u>Net Position</u>		
Restricted for:		
Capital Projects	\$ 2,469,724	\$ 3,567,639
State and Federal Grants	306,868	8,035
Student Activities	97,953	109,603
Food Service	83,189	325,182
Other Purposes	4,397	10,001
Unrestricted	<u>5,251,618</u>	<u>4,923,207</u>
Total Net Position	<u>\$ 8,213,749</u>	<u>\$ 8,943,667</u>

Over time, net position can serve as a useful indicator of a government's financial position. At June 30, 2023, net position was \$8,213,749 a decrease of \$729,918 from 2022 net position. The School District was able to report positive balances in its categories of net position noting a portion of the School District's net position, or \$2,962,131, represents resources that are subject to external restriction on how they may be used. The remaining balance of unrestricted net position of \$5,251,618 may be used to meet the School District's ongoing obligations to citizens and creditors.

**NEW LEXINGTON LOCAL SCHOOL DISTRICT  
PERRY COUNTY**

**MANAGEMENT'S DISCUSSION AND ANALYSIS  
FOR THE FISCAL YEAR ENDED JUNE 30, 2023  
(UNAUDITED)**

The table below shows the changes in net position for fiscal years 2023 and 2022:

	Change in Net Position	
	<u>Governmental Activities</u>	
	<u>2023</u>	<u>2022</u>
Receipts:		
Program Receipts:		
Charges for Services and Sales	\$ 737,188	\$ 716,255
Operating Grants and Contributions	8,238,637	6,954,980
Capital Grants and Contributions	1,496,867	201,214
General Receipts:		
Property Taxes	6,653,412	6,596,436
Unrestricted Grants and Entitlements	15,085,092	15,832,675
Lease Purchase Proceeds	0	4,000,000
Lease Purchase Refunding Proceeds	0	1,977,000
Earnings on Investments	191,559	39,398
Sale of Assets	25,397	0
Other	811,469	269,320
<b>Total Receipts</b>	<b>33,239,621</b>	<b>36,587,278</b>
Disbursements:		
Instruction:		
Regular	11,374,422	10,920,956
Special	5,156,683	4,924,590
Vocational	820,540	777,385
Other	3,785	2,576
Support Services:		
Pupils	1,731,844	1,453,324
Instructional Staff	803,636	763,647
Board of Education	86,374	81,857
Administration	2,012,546	1,911,719
Fiscal	662,865	527,675
Business	93,246	77,712
Operation and Maintenance of Plant	4,041,610	2,623,225
Pupil Transportation	1,762,608	1,435,720
Central	493,590	236,409
Food Service Operations	1,687,404	1,523,899
Community Services	39,732	3,596
Academic & Subject Oriented Activities	390,667	364,020
Extracurricular Activities	567,721	525,524
Capital Outlay	1,621,332	1,483,620
Debt Service:		
Principal Retirement	497,000	2,494,000
Interest and Fiscal Charges	121,934	153,464
Issuance Costs	0	69,862
<b>Total Disbursements</b>	<b>33,969,539</b>	<b>32,354,780</b>
<b>Change in Net Position</b>	<b>(729,918)</b>	<b>4,232,498</b>
Net Position at Beginning of Year	8,943,667	4,711,169
<b>Net Position at End of Year</b>	<b>\$ 8,213,749</b>	<b>\$ 8,943,667</b>

**NEW LEXINGTON LOCAL SCHOOL DISTRICT  
PERRY COUNTY**

**MANAGEMENT'S DISCUSSION AND ANALYSIS  
FOR THE FISCAL YEAR ENDED JUNE 30, 2023  
(UNAUDITED)**

**Governmental Activities**

Governmental activities net position was \$8,213,749 a decrease of \$729,918 from 2022.

The significant major program disbursements for the School District include Instruction (Regular, Special, Vocational, and Other) and Support Services, which primarily supports Pupils, Administration, Operation and Maintenance of Plant, and Pupil Transportation disbursements. Instruction and Support Services had disbursements of \$17,355,430 and \$11,688,319, respectively, and accounted for 51% and 34% of the governmental disbursements of the School District, respectively. These disbursements were partially funded by \$191,754 in direct charges for services and sales and \$6,906,532 in operating grants and contributions.

The State and Federal government contributed to the School District a total of \$9,735,504 in operating and capital grants and contributions and are restricted to a particular program or purpose.

General receipts accounted for \$22,766,929 or 68% of total governmental activities receipts. These receipts primarily consist of property taxes and unrestricted grants and entitlements. These receipt line items total \$21,738,504 which is 95% of general receipts or 65% of all receipts.

The statement of activities shows the cost of program services and the charges for services and sales and grants and contributions offsetting those services. The following table shows, for governmental activities, the total cost of services and the net cost of services. That is, it identifies the cost of these services supported by tax receipts and unrestricted State grants and entitlements. As can be seen in the table below, the School District is highly dependent upon property taxes as well as unrestricted grants and entitlements to support its governmental activities.

<b>Governmental Activities</b>				
	Total Cost of Services	Net Cost of Services	Total Cost of Services	Net Cost of Services
	<u>2023</u>	<u>2023</u>	<u>2022</u>	<u>2022</u>
Program Disbursements:				
Instruction	\$ 17,355,430	\$ 12,420,021	\$ 16,625,507	\$ 12,519,397
Support Services	11,688,319	9,525,442	9,111,288	7,688,349
Food Service Operations	1,687,404	254,647	1,523,899	(289,626)
Community Services	39,732	(1,477)	3,596	2,424
Academic & Subject Oriented Activities	390,667	390,667	364,020	364,020
Extracurricular Activities	567,721	164,148	525,524	198,035
Capital Outlay	1,621,332	124,465	1,483,620	1,282,406
Debt Service	<u>618,934</u>	<u>618,934</u>	<u>2,717,326</u>	<u>2,717,326</u>
Total Disbursements	<u>\$ 33,969,539</u>	<u>\$ 23,496,847</u>	<u>\$ 32,354,780</u>	<u>\$ 24,482,331</u>

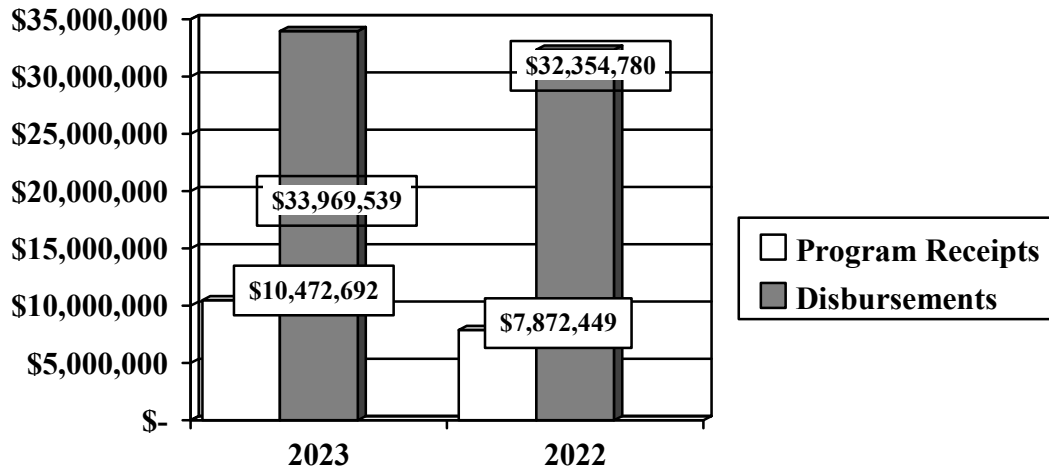
The increase in Instruction and Support Services disbursements is attributed to an increase in federal funds which was used for the additional of new personnel. Debt service expenditures decreased based on the School District refunding outstanding debt during the prior fiscal year. Capital outlay expenditures increased based on the School District receiving federal and state grants specific to building improvements.

**NEW LEXINGTON LOCAL SCHOOL DISTRICT  
PERRY COUNTY**

**MANAGEMENT'S DISCUSSION AND ANALYSIS  
FOR THE FISCAL YEAR ENDED JUNE 30, 2023  
(UNAUDITED)**

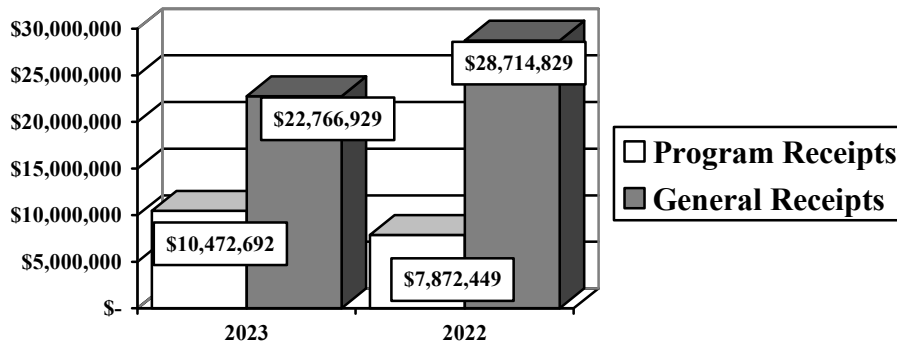
The graph below shows governmental-activities program receipts and total disbursements for fiscal years 2023 and 2022.

**Governmental Activities - Program Receipts vs. Total Disbursements**



The graph below shows governmental-activities general and program receipts for fiscal years 2023 and 2022.

**Governmental Activities - General and Program Receipts**



General receipts decreased \$5,947,900 which is primarily attributed to the issuance of \$5,977,000 in lease purchase debt proceeds in the prior fiscal year. Program receipts increased \$2,600,243 based on an increase in new federal funds received by the School District which were used for new personnel as well as building improvements.



**NEW LEXINGTON LOCAL SCHOOL DISTRICT  
PERRY COUNTY**

**MANAGEMENT'S DISCUSSION AND ANALYSIS  
FOR THE FISCAL YEAR ENDED JUNE 30, 2023  
(UNAUDITED)**

**Financial Analysis of the Government's Funds**

As noted earlier, the School District uses fund accounting to ensure and demonstrate compliance with finance-related legal requirements.

***Governmental Funds***

The focus of the School District's governmental funds is to provide information on near-term inflows, outflows, and balances of spendable resources. Such information is useful in assessing the School District's financing requirements. In particular, unassigned fund balance may serve as a useful measure of the School District's net resources available for spending at fiscal year end.

The School District's governmental funds reported a combined fund balance of \$8,205,008 which is \$730,442 less than last fiscal year's total of \$8,935,450. The schedule below indicates the fund balances and the total change in fund balances for all major and nonmajor governmental funds.

Funds	Fund Balance June 30, 2023	Fund Balance June 30, 2022	Increase (Decrease)
General Fund	\$ 5,842,037	\$ 5,300,476	\$ 541,561
Building Fund	2,051,821	3,069,250	(1,017,429)
Other Governmental Funds	<u>311,150</u>	<u>565,724</u>	<u>(254,574)</u>
Total	<u>\$ 8,205,008</u>	<u>\$ 8,935,450</u>	<u>\$ (730,442)</u>

Total fund balances for governmental funds decreased 8% from the prior fiscal year.

***General Fund***

The table that follows assists in illustrating the receipts of the general fund.

	2023 <u>Amount</u>	2022 <u>Amount</u>	Percentage <u>Change</u>
<b><u>Revenues</u></b>			
Property Taxes	\$ 6,023,323	\$ 5,993,021	1 %
Intergovernmental	17,494,378	17,419,734	0 %
Earnings on Investments	191,559	39,398	386 %
Tuition and Fees	191,754	224,444	(15) %
Other	<u>810,676</u>	<u>246,793</u>	228 %
Total	<u>\$ 24,711,690</u>	<u>\$ 23,923,390</u>	3 %

Intergovernmental receipts represent 71% of all general fund receipts noting total general fund receipts increased 3% which was attributed to higher earnings on investments and other receipts off-set by lower tuition and fees.

**NEW LEXINGTON LOCAL SCHOOL DISTRICT  
PERRY COUNTY**

**MANAGEMENT'S DISCUSSION AND ANALYSIS  
FOR THE FISCAL YEAR ENDED JUNE 30, 2023  
(UNAUDITED)**

The table that follows assists in illustrating the disbursements of the General Fund.

	2023 Amount	2022 Amount	Percentage Change
<b><u>Disbursements</u></b>			
Instruction	\$ 15,132,682	\$ 14,358,325	5 %
Support Services	8,512,325	7,313,996	16 %
Operation of Non-Instructional Services	12,678	21,599	(41) %
Academic & Subject Oriented Activities	390,667	364,020	7 %
Extracurricular Activities	137,174	145,444	(6) %
Capital Outlay	0	410,094	(100) %
Debt Service	0	2,325,750	(100) %
	<hr/>	<hr/>	
Total	<u>\$ 24,185,526</u>	<u>\$ 24,939,228</u>	(3) %

Disbursements decreased during 2023 by 3% which was attributed to lower capital outlay and debt service related disbursements, off-set by higher instruction and support services disbursements of 5% and 16%, respectively.

***Building Fund***

The building fund had no receipts and disbursements of \$1,017,429 which resulted in a fund balance of \$2,051,821 at June 30, 2023.

***Budgeting Highlights***

The School District's budgeting process is prescribed by the Ohio Revised Code (ORC). Essentially the budget is the School District's appropriations which are restricted by the amounts of anticipated receipts certified by the Budget Commission in accordance with the ORC. Therefore, the School District's plans or desires cannot be totally reflected in the original budget. If budgeted receipts are adjusted due to actual activity then the appropriations can be adjusted accordingly.

General fund actual receipts and other financing sources were \$612,184 higher than final budget estimates at June 30, 2023 which was primarily attributed to higher other receipts. Actual disbursements and other financing uses were \$122,680 lower than the final budget. These variances are the result of the School District's conservative budgeting.

**Capital Assets and Debt Administration**

***Capital Assets***

The School District does not report capital assets based on the cash basis of accounting.

***Debt Administration***

The School District had the following long-term obligations outstanding at June 30, 2023 and 2022:

**NEW LEXINGTON LOCAL SCHOOL DISTRICT  
PERRY COUNTY**

**MANAGEMENT’S DISCUSSION AND ANALYSIS  
FOR THE FISCAL YEAR ENDED JUNE 30, 2023  
(UNAUDITED)**

	Governmental Activities	
	2023	2022
Lease Purchase Refunding	\$ 1,422,000	\$ 1,692,000
Lease Purchase Agreement	3,773,000	4,000,000
Total	\$ 5,195,000	\$ 5,692,000

Additional information regarding the School District’s outstanding debt can be found in Note 12.

***Net Pension Liability***

GASB Statement 68, “Accounting and Financial Reporting for Pensions—an Amendment of GASB Statement 27,” which significantly revises accounting for pension costs and liabilities. For reasons discussed below, many end users of this financial statement will gain a clearer understanding of the School District’s actual financial condition.

The School District has elected to prepare its financial statements in accordance with the cash basis of accounting and the School District’s proportionate share of the net pension liability and proportion of the net pension liability is disclosed in Note 10 to the basic financial statements.

Governmental Accounting Standards Board standards are national and apply to all government financial reports prepared in accordance with generally accepted accounting principles. When accounting for pension costs, GASB 27 focused on a funding approach. This approach limited pension costs to contributions annually required by law, which may or may not be sufficient to fully fund each plan’s *net pension liability*. GASB 68 takes an earnings approach to pension accounting; however, the nature of Ohio’s statewide pension systems and state law governing those systems requires additional explanation in order to properly understand the information presented in these statements.

Under the new standards required by GASB 68, the net pension liability equals the School District’s proportionate share of each plan’s collective:

1. Present value of estimated future pension benefits attributable to active and inactive employees’ past service.
2. Minus plan assets available to pay these benefits.

GASB notes that pension obligations, whether funded or unfunded, are part of the “employment exchange” – that is, the employee is trading his or her labor in exchange for wages, benefits, and the promise of a future pension. GASB noted that the unfunded portion of this pension promise is a present obligation of the government, part of a bargained-for benefit to the employee, and should accordingly be reported by the government as a liability since they received the benefit of the exchange. However, the School District is not responsible for certain key factors affecting the balance of this liability. In Ohio, the employee shares the obligation of funding pension benefits with the employer. Both employer and employee contribution rates are capped by State statute. A change in these caps requires action of both Houses of the General Assembly and approval of the Governor. Benefit provisions are also determined by State statute. The employee enters the employment exchange with the knowledge that the employer’s promise is limited not by contract but by law.

The employer enters the exchange also knowing that there is a specific, legal limit to its contribution to the pension system. In Ohio, there is no legal means to enforce the unfunded liability of the pension system *as against the public employer*.

**NEW LEXINGTON LOCAL SCHOOL DISTRICT  
PERRY COUNTY**

**MANAGEMENT’S DISCUSSION AND ANALYSIS  
FOR THE FISCAL YEAR ENDED JUNE 30, 2023  
(UNAUDITED)**

State law operates to mitigate/lessen the moral obligation of the public employer to the employee, because all parties enter the employment exchange with notice as to the law. The pension system is responsible for the administration of the plan.

Most long-term liabilities have set repayment schedules or, in the case of compensated absences (i.e. sick and vacation leave), are satisfied through paid time-off or termination payments. There is no repayment schedule for the net pension liability. As explained above, changes in pension benefits, contribution rates, and return on investments affect the balance of the net pension liability, but are outside the control of the local government. In the event that contributions, investment returns, and other changes are insufficient to keep up with required pension payments, State statute does not assign/identify the responsible party for the unfunded portion.

***Net Other Postemployment Benefits Liability***

GASB Statement 75, “Accounting and Financial Reporting for Postemployment Benefits Other Than Pensions” which significantly revises accounting for healthcare costs and liabilities. For reasons discussed below, many end users of this financial statement will gain a clearer understanding of the School District’s actual financial condition.

The School District has elected to prepare its financial statements in accordance with the cash basis of accounting and the School District’s proportionate share of the net other postemployment benefits liability and proportion of the net other postemployment benefits liability is disclosed in Note 11 to the basic financial statements.

Governmental Accounting Standards Board standards are national and apply to all government financial reports prepared in accordance with generally accepted accounting principles. When accounting for healthcare costs, GASB 45 focused on a funding approach. This approach limited pension costs to contributions annually required by law, which may or may not be sufficient to fully fund each plan’s *net other postemployment benefits liability*. GASB 75 takes an earnings approach to pension accounting; however, the nature of Ohio’s statewide pension systems and state law governing those systems requires additional explanation in order to properly understand the information presented in these statements.

**Contacting the School District’s Financial Management**

This financial report is designed to provide our citizens, taxpayers, investors and creditors with a general overview of the School District’s finances and to show the School District’s accountability for the money it receives. If you have questions about this report or need additional financial information contact: Mr. David Rupe, Treasurer, 2549 Panther Drive, New Lexington, Ohio 43764.

BASIC  
FINANCIAL STATEMENTS

**NEW LEXINGTON LOCAL SCHOOL DISTRICT  
PERRY COUNTY**

*Statement of Net Position - Cash Basis  
June 30, 2023*

	<u>Governmental Activities</u>
<b>Assets</b>	
Equity in Pooled Cash and Cash Equivalents	<u>\$8,213,749</u>
<i>Total Assets</i>	<u><u>\$8,213,749</u></u>
<b>Net Position</b>	
Restricted for:	
Capital Projects	\$2,469,724
State and Federal Grants	306,868
Food Service	83,189
Student Activities	97,953
Other Purposes	4,397
Unrestricted	<u>5,251,618</u>
<i>Total Net Position</i>	<u><u>\$8,213,749</u></u>

*See accompanying notes to the basic financial statements*



**NEW LEXINGTON LOCAL SCHOOL DISTRICT  
PERRY COUNTY**

*Statement of Assets and Fund Balances - Cash Basis  
Governmental Funds  
June 30, 2023*

	General Fund	Building Fund	Other Governmental Funds	Total Governmental Funds
<b>Assets</b>				
Equity in Pooled Cash and Cash Equivalents	\$5,842,037	\$2,051,821	\$311,150	\$8,205,008
<i>Total Assets</i>	<u>\$5,842,037</u>	<u>\$2,051,821</u>	<u>\$311,150</u>	<u>\$8,205,008</u>
<b>Fund Balances</b>				
Restricted:				
State and Federal Grants	\$0	\$0	\$306,868	\$306,868
Capital Outlay	0	2,051,821	417,903	2,469,724
Student Activities	0	0	97,953	97,953
Food Service	0	0	83,189	83,189
Other Purposes	0	0	4,397	4,397
Assigned:				
Public School Support	27,585	0	0	27,585
Future Obligations	36,955	0	0	36,955
Unassigned (Deficit)	5,777,497	0	(599,160)	5,178,337
<i>Total Fund Balances</i>	<u>\$5,842,037</u>	<u>\$2,051,821</u>	<u>\$311,150</u>	<u>\$8,205,008</u>

*See accompanying notes to the basic financial statements*



**NEW LEXINGTON LOCAL SCHOOL DISTRICT  
PERRY COUNTY**

*Reconciliation of Total Governmental Fund Balances to  
Net Position of Governmental Activities - Cash Basis  
June 30, 2023*

---

---

<b>Total Governmental Fund Balances</b>	\$8,205,008
 <i>Amounts reported for governmental activities in the statement of net position are different because</i>	
Governmental activities' net position includes the internal service fund cash and cash equivalents. The proprietary fund statements include these assets.	<u>8,741</u>
<i>Net Position of Governmental Activities</i>	<u><u>\$8,213,749</u></u>

*See accompanying notes to the basic financial statements*

**NEW LEXINGTON LOCAL SCHOOL DISTRICT  
PERRY COUNTY**

*Statement of Receipts, Disbursements and Changes in Fund Balances - Cash Basis  
Governmental Funds  
For the Fiscal Year Ended June 30, 2023*

	General Fund	Building Fund	Other Governmental Funds	Total Governmental Funds
<b>Receipts</b>				
Property Taxes	\$6,023,323	\$0	\$630,089	\$6,653,412
Intergovernmental	17,494,378	0	7,326,218	24,820,596
Earnings on Investments	191,559	0	0	191,559
Tuition and Fees	191,754	0	0	191,754
Extracurricular Activities	0	0	403,573	403,573
Charges for Services	0	0	141,861	141,861
Other Receipts	810,676	0	793	811,469
<i>Total Receipts</i>	<u>24,711,690</u>	<u>0</u>	<u>8,502,534</u>	<u>33,214,224</u>
<b>Disbursements</b>				
Current:				
Instruction:				
Regular	10,208,587	0	1,166,068	11,374,655
Special	4,099,753	0	1,057,006	5,156,759
Vocational	820,557	0	0	820,557
Other	3,785	0	0	3,785
Support Services:				
Pupil	705,863	0	1,026,004	1,731,867
Instructional Staff	521,122	0	282,525	803,647
Board of Education	86,374	0	0	86,374
Administration	1,848,467	0	164,121	2,012,588
Fiscal	646,600	0	16,274	662,874
Business	92,177	0	1,069	93,246
Operation and Maintenance of Plant	2,596,869	0	1,444,779	4,041,648
Pupil Transportation	1,584,145	0	178,509	1,762,654
Central	430,708	0	62,883	493,591
Operation of Non-Instructional Services:				
Food Service Operation	12,678	0	1,674,750	1,687,428
Community Services	0	0	39,732	39,732
Academic & Subject Oriented Activities	390,667	0	0	390,667
Extracurricular Activities	137,174	0	430,551	567,725
Capital Outlay	0	1,017,429	603,903	1,621,332
Debt Service:				
Principal Retirement	0	0	497,000	497,000
Interest and Fiscal Charges	0	0	121,934	121,934
<i>Total Disbursements</i>	<u>24,185,526</u>	<u>1,017,429</u>	<u>8,767,108</u>	<u>33,970,063</u>
<i>Excess of Receipts Over (Under) Disbursements</i>	<u>526,164</u>	<u>(1,017,429)</u>	<u>(264,574)</u>	<u>(755,839)</u>
<b>Other Financing Sources (Uses)</b>				
Sale of Assets	25,397	0	0	25,397
Transfers In	0	0	10,000	10,000
Transfers Out	(10,000)	0	0	(10,000)
<i>Total Other Financing Sources (Uses)</i>	<u>15,397</u>	<u>0</u>	<u>10,000</u>	<u>25,397</u>
<i>Net Change in Fund Balances</i>	541,561	(1,017,429)	(254,574)	(730,442)
<i>Fund Balances Beginning of Fiscal Year</i>	<u>5,300,476</u>	<u>3,069,250</u>	<u>565,724</u>	<u>8,935,450</u>
<i>Fund Balances End of Fiscal Year</i>	<u>\$5,842,037</u>	<u>\$2,051,821</u>	<u>\$311,150</u>	<u>\$8,205,008</u>

See accompanying notes to the basic financial statements

**NEW LEXINGTON LOCAL SCHOOL DISTRICT  
PERRY COUNTY**

*Reconciliation of the Statement of Receipts, Disbursements and Changes  
in Fund Balances - Governmental Funds to the Statement of Activities - Cash Basis  
For the Fiscal Year Ended June 30, 2023*

---

---

<b>Net Change in Fund Balances - Total Governmental Funds</b>	(\$730,442)
 <i>Amounts reported for governmental activities in the statement of activities are different because</i>	
The internal service fund charges insurance costs to other funds. The entity-wide statements eliminate governmental fund disbursements and related internal service fund charges. Governmental activities report allocated net internal service fund receipts (disbursements).	<u>524</u>
<i>Change in Net Position of Governmental Activities</i>	<u><u>(\$729,918)</u></u>

*See accompanying notes to the basic financial statements*

**NEW LEXINGTON LOCAL SCHOOL DISTRICT  
PERRY COUNTY**

*Statement of Receipts, Disbursements and Changes  
In Fund Balance - Budget and Actual - Budget Basis  
General Fund  
For the Fiscal Year Ended June 30, 2023*

	Budgeted Amounts		Actual	Variance with Final Budget Positive (Negative)
	Original	Final		
<b>Receipts</b>				
Property Taxes	\$5,496,633	\$5,922,000	\$6,023,323	\$101,323
Intergovernmental	17,278,464	17,500,521	17,494,378	(6,143)
Earnings on Investments	189,195	35,000	191,559	156,559
Tuition and Fees	189,387	262,100	191,754	(70,346)
Other	756,441	360,500	765,894	405,394
<i>Total Receipts</i>	23,910,120	24,080,121	24,666,908	586,787
<b>Disbursements</b>				
Current:				
Instruction:				
Regular	10,029,328	10,332,735	10,207,099	125,636
Special	4,025,748	3,945,061	4,097,105	(152,044)
Vocational	808,157	807,929	822,482	(14,553)
Other	3,719	2,636	3,785	(1,149)
Support Services:				
Pupil	693,569	815,116	705,863	109,253
Instructional Staff	524,737	539,836	534,038	5,798
Board of Education	85,214	85,435	86,724	(1,289)
Administration	1,826,158	1,736,442	1,858,527	(122,085)
Fiscal	635,339	578,679	646,600	(67,921)
Business	59,190	52,000	60,239	(8,239)
Operation and Maintenance of Plant	2,553,114	2,526,938	2,598,368	(71,430)
Pupil Transportation	1,557,292	1,645,602	1,584,895	60,707
Central	425,314	226,318	432,853	(206,535)
Operation of Non-Instructional Services:				
Academic & Subject Oriented Activities	383,863	376,524	390,667	(14,143)
Extracurricular Activities	139,206	152,348	141,674	10,674
Contingencies	0	470,000	0	470,000
Capital Outlay	0	10,000	0	10,000
<i>Total Disbursements</i>	23,749,948	24,303,599	24,170,919	132,680
<i>Excess of Receipts Over (Under) Disbursements</i>	160,172	(223,478)	495,989	719,467
<b>Other Financing Sources (Uses)</b>				
Sale of Assets	0	0	25,397	25,397
Transfers Out	0	0	(10,000)	(10,000)
<i>Total Other Financing Sources (Uses)</i>	0	0	15,397	15,397
<i>Net Change in Fund Balance</i>	160,172	(223,478)	511,386	734,864
<i>Unencumbered Fund Balance Beginning of Fiscal Year</i>	5,153,459	5,153,459	5,153,459	0
<i>Prior Year Encumbrances Appropriated</i>	112,652	112,652	112,652	0
<i>Unencumbered Fund Balance End of Fiscal Year</i>	\$5,426,283	\$5,042,633	\$5,777,497	734,864

*See accompanying notes to the basic financial statements*

**NEW LEXINGTON LOCAL SCHOOL DISTRICT  
PERRY COUNTY**

*Statement of Fund Net Position - Cash Basis  
Proprietary Fund  
June 30, 2023*

	Governmental Activity
	Internal Service
<b>Assets</b>	
Equity in Pooled Cash and Cash Equivalents	\$8,741
<i>Total Assets</i>	\$8,741
<b>Net Position</b>	
Unrestricted	\$8,741
<i>Total Net Position</i>	\$8,741

*See accompanying notes to the basic financial statements*

**NEW LEXINGTON LOCAL SCHOOL DISTRICT  
PERRY COUNTY**

*Statement of Receipts, Disbursements and Changes in Fund Net Position - Cash Basis  
Proprietary Fund  
For the Fiscal Year Ended June 30, 2023*

	Governmental Activity
	Internal Service
<b>Operating Receipts</b>	
Charges for Services	\$6,124,166
<i>Total Operating Receipts</i>	6,124,166
<b>Operating Disbursements</b>	
Claims	5,073,648
Purchased Services	839,709
Administration Fees	210,285
<i>Total Operating Disbursements</i>	6,123,642
<i>Change in Net Position</i>	524
<i>Net Position Beginning of Fiscal Year</i>	8,217
<i>Net Position End of Fiscal Year</i>	\$8,741

*See accompanying notes to the basic financial statements*

**NEW LEXINGTON LOCAL SCHOOL DISTRICT  
PERRY COUNTY**

**NOTES TO THE BASIC FINANCIAL STATEMENTS  
FOR THE FISCAL YEAR ENDED JUNE 30, 2023**

---

**Note 1 - Reporting Entity**

New Lexington Local School District (the "School District") is organized under Article VI, Sections 2 and 3 of the Constitution of the State of Ohio. The School District operates under a locally-elected Board form of government consisting of five members elected at-large for staggered four year terms. The School District provides educational services as authorized by state statute and federal guidelines.

A reporting entity is comprised of the primary government, component units, and other organizations that are included to insure the financial statements are not misleading. The primary government of the School District consists of all funds, departments, boards, and agencies that are not legally separate from the School District. For the New Lexington Local School District, this includes general operations, food service, and student related activities of the School District.

Component units are legally separate organizations for which the School District is financially accountable. The School District is financially accountable for an organization if the School District appoints a voting majority of the organization's governing board; and (1) the School District is able to significantly influence the programs or services performed or provided by the organization; or (2) the School District is legally entitled to or can otherwise access the organization's resources; the School District is legally obligated or has otherwise assumed the responsibility to finance the deficits of, or provide financial support to, the organization; or the School District is obligated for the debt of the organization. Component units may also include organization for which the School District authorizes the issuance of debt or the levying of taxes or determines the budget if there is also the potential for the organization to provide specific financial benefits to, or impose specific financial burdens on the School District. The School District has no component units.

The School District participates in three jointly governed organizations and one insurance purchasing pool. These organizations are the Metropolitan Educational Technology Association (META) Solutions, the Tri-County Joint Vocational School District, the Coalition of Rural and Appalachian Schools, and the Ohio School Boards Association Workers' Compensation Group Rating Program. These organizations are presented in Notes 17 and 18 to the basic financial statements.

The School District's management believes these financial statements present all activities for which the School District is financially accountable.

**Note 2 - Summary of Significant Accounting Policies**

As discussed further in the Basis of Accounting section of this note, these financial statements are presented on a cash basis of accounting. This cash basis of accounting differs from accounting principles generally accepted in the United States of America (GAAP) which would include all relevant Governmental Accounting Standards Board (GASB) pronouncements, which have been applied to the extent they are applicable to the cash basis of accounting. Following are the more significant of the School District's accounting policies.

**NEW LEXINGTON LOCAL SCHOOL DISTRICT  
PERRY COUNTY**

**NOTES TO THE BASIC FINANCIAL STATEMENTS  
FOR THE FISCAL YEAR ENDED JUNE 30, 2023**

---

**Note 2 - Summary of Significant Accounting Policies (Continued)**

***Basis of Presentation***

The School District's basic financial statements consist of government-wide financial statements, including a statement of net position and a statement of activities, and fund financial statements which provide a more detailed level of financial information.

***Government-Wide Financial Statements*** The statement of net position and the statement of activities display information about the School District as a whole. These statements include the financial activities of the primary government, except for fiduciary funds. The activity of the internal service fund is eliminated to avoid "doubling up" receipts and disbursements. The statements distinguish between those activities of the School District that are governmental in nature and those that are considered business-type activities. Governmental activities generally are financed through taxes, intergovernmental receipts or other nonexchange transactions. The District does not have or report business-type activities.

The statement of net position presents the cash balance of the governmental activities of the School District at fiscal year end. The statement of activities compares disbursements with program receipts for each function or program of the School District's governmental activities. Disbursements are reported by function. A function is a group of related activities designed to accomplish a major service or regulatory program for which the government is responsible. Program receipts include charges paid by the recipient of the program's goods or services, grants and contributions restricted to meeting the operational or capital requirements of a particular program, and receipts of interest earned on grants that are required to be used to support a particular program. General receipts are all receipts not classified as program receipts, with certain limited exceptions. The comparison of direct disbursements with program receipts identifies the extent to which each governmental function is self-financing on a cash basis or draws from the School District's general receipts.

***Fund Financial Statements*** During the fiscal year, the School District segregates transactions related to certain School District functions or activities in separate funds in order to aid financial management and to demonstrate legal compliance. Fund financial statements are designed to present financial information of the School District at this more detailed level. The focus of governmental fund financial statements is on major funds. Each major fund is presented in a separate column. Nonmajor funds are aggregated and presented in a single column. The internal service fund is presented in a single column on the face of the proprietary fund financial statements. Fiduciary funds are reported by type.

Proprietary fund statements distinguish operating transactions from nonoperating transactions. Operating receipts generally result from exchange transactions such as charges for services directly relating to the fund's principal services. Operating disbursements include claims and administrative costs. The fund statements report all other receipts and disbursements as nonoperating.

***Fund Accounting***

The School District uses funds to maintain its financial records during the fiscal year. A fund is defined as a fiscal and accounting entity with a self-balancing set of accounts. The funds of the School District are divided into three categories, governmental, proprietary and fiduciary.



**NEW LEXINGTON LOCAL SCHOOL DISTRICT  
PERRY COUNTY**

**NOTES TO THE BASIC FINANCIAL STATEMENTS  
FOR THE FISCAL YEAR ENDED JUNE 30, 2023**

---

**Note 2 - Summary of Significant Accounting Policies (Continued)**

**Governmental Funds** The School District classifies funds financed primarily from taxes, intergovernmental receipts (e.g. grants), and other nonexchange transactions as governmental funds. The School District's major funds are as follows:

**General Fund** The general fund accounts for and reports all financial resources not accounted for and reported in another fund. The general fund balance is available to the School District for any purpose provided it is expended or transferred according to the general laws of Ohio.

**Building Fund** The building fund accounts for and reports debt proceeds restricted for the construction and improvement to School District facilities.

The other governmental funds of the School District account for and report grants and other resources whose use is restricted, committed or assigned to a particular purpose.

**Proprietary Funds** The School District classifies funds financed primarily from user charges for goods or services as proprietary. Proprietary funds are classified as an internal service fund.

**Internal Service Fund** Internal service funds account for the financing of services provided by one department or agency to other departments or agencies of the School District on a cost reimbursement basis. The School District maintains an internal service fund to account for its health insurance benefits and based on the internal service fund predominantly accounting for governmental functions, it has been combined with governmental activities within the government-wide financial statements.

**Fiduciary Funds** Fiduciary fund reporting focuses on net position and changes in net position. The fiduciary fund category is split into four classifications: pension trust funds, investment trust funds, private purpose trust funds, and agency funds. Trust funds are used to account for assets held by the School District under a trust agreement for individuals, private organizations, or other governments and are not available to support the School District's own programs. The School District does not report trust fund or custodial accounts.

***Basis of Accounting***

The School District's financial statements are prepared using the cash basis of accounting. Except for modifications having substantial support, receipts are recorded in the School District's financial records and reported in the financial statements when cash is received rather than when earned and disbursements are recorded when cash is paid rather than when a liability is incurred.

As a result of the use of this cash basis of accounting, certain assets and their related revenues (such as accounts receivable and revenue for billed or provided services not yet collected) and certain liabilities and their related expenses (such as accounts payable and expenses for goods or services received but not yet paid, and accrued expenses and liabilities) are not recorded in these financial statements.

**NEW LEXINGTON LOCAL SCHOOL DISTRICT  
PERRY COUNTY**

**NOTES TO THE BASIC FINANCIAL STATEMENTS  
FOR THE FISCAL YEAR ENDED JUNE 30, 2023**

---

**Note 2 - Summary of Significant Accounting Policies (Continued)**

***Budgetary Process***

All funds are legally required to be budgeted and appropriated. The major documents prepared are the certificate of estimated resources and the appropriations resolution all of which are prepared on the budgetary basis of accounting. The certificate of estimated resources establishes a limit on the amount the Board of Education may appropriate. The appropriations resolution is the Board's authorization to spend resources and sets annual limits on cash disbursements plus encumbrances at the level of control selected by the Board. The legal level of control has been established by the Board at the fund level for all funds. Budgetary allocations at the function and object level within all funds are made by the Treasurer.

The certificate of estimated resources may be amended during the fiscal year if projected increases or decreases in receipts are identified by the Treasurer. The amounts reported as the original budgeted amounts on the budgetary statements reflect the amounts on the certificate of estimated resources when the original appropriations were adopted. The amounts reported as the final budgeted amounts on the budgetary statements reflect the amounts on the amended certificate of estimated resources in effect at the time final appropriations were passed by the Board.

The appropriation resolution is subject to amendment throughout the year with the restriction that appropriations cannot exceed estimated resources. The amounts reported as the original budgeted amounts reflect the first appropriation resolution for that fund that covered the entire fiscal year, including amounts automatically carried forward from prior fiscal years. The amounts reported as the final budgeted amounts represent the final appropriation amounts passed by the Board during the fiscal year.

***Cash and Investments***

To improve cash management, cash received by the School District is pooled and invested. Monies for all funds are maintained in this pool. Individual fund integrity is maintained through School District records. Interest in the pool is presented as "Equity in Pooled Cash and Cash Equivalents".

The School District is self-insured through a fiscal agent. The money held by the fiscal agent cannot be identified as an investment or deposit, since it is held in a pool made up of numerous participants. The amount held by the fiscal agent at June 30, 2023 was \$2,200,330 which is not reported based on the School District reporting on the cash basis of accounting.

Investments of the School District's cash management pool and investments with an original maturity of three months or less at the time they are purchased by the School District are presented on the financial statements as cash equivalents. Investments with an initial maturity of more than three months that were not purchased from the pool are reported as investments.

Investments are reported as assets. Accordingly, purchases of investments are not recorded as disbursements, and sales of investments are not recorded as receipts. Gains or losses at the time of sale are recorded as receipts or negative receipts (contra revenue), respectively. At June 30, 2023 the School District did not report investments.

**NEW LEXINGTON LOCAL SCHOOL DISTRICT  
PERRY COUNTY**

**NOTES TO THE BASIC FINANCIAL STATEMENTS  
FOR THE FISCAL YEAR ENDED JUNE 30, 2023**

---

**Note 2 - Summary of Significant Accounting Policies (Continued)**

Following Ohio statutes, the Board of Education has, by resolution, specified the funds to receive an allocation of interest earnings. Interest receipts credited to the General Fund during fiscal year 2023 was \$191,559.

***Restricted Assets***

Assets are reported as restricted when limitations on their use change the nature or normal understanding of the availability of the asset. Such constraints are either imposed by creditors, contributors, grantors, or laws of other governments, or are imposed by law through constitutional provisions or enabling legislation. The School District did not report restricted assets at June 30, 2023.

***Inventory and Prepaid Items***

The School District reports disbursements for inventory and prepaid items when paid. These items are not reflected as assets in the accompanying financial statements.

***Capital Assets***

Acquisitions of property, plant and equipment are recorded as disbursements when paid. These items are not reflected as assets in the accompanying financial statements.

***Accumulated Leave***

In certain circumstances, such as upon leaving employment or retirement, employees are entitled to cash payments for unused leave. Unpaid leave is not reflected as a liability under the School District's cash basis of accounting.

***Pensions/Other Postemployment Benefits (OPEB)***

For purposes of measuring the net pension/OPEB liability, information about the fiduciary net position of the pension/OPEB plans and additions to/deductions from their fiduciary net position have been determined on the same basis as they are reported by the pension/OPEB plan. For this purpose, benefit payments (including refunds of employee contributions) are recognized when due and payable in accordance with the benefit terms. The pension/OPEB plans report investments at fair value.

**NEW LEXINGTON LOCAL SCHOOL DISTRICT  
PERRY COUNTY**

**NOTES TO THE BASIC FINANCIAL STATEMENTS  
FOR THE FISCAL YEAR ENDED JUNE 30, 2023**

---

**Note 2 - Summary of Significant Accounting Policies (Continued)**

***Long-Term Obligations***

The School District's cash basis financial statements do not report liabilities for bonds and other long-term obligations. Proceeds of debt are reported when cash is received and principal and interest payments are reported when paid. Since recording a capital asset (including the intangible right to use) when entering into a lease, SBITA or financed purchase transaction is not the result of a cash transaction, neither an other financing source nor a capital outlay disbursement is reported at inception. Lease, SBITA and financed purchase payments are reported when paid.

***Subscription-Based Information Technology Arrangements (SBITA)***

For fiscal year 2023, GASB Statement No. 96, Subscription-Based Information Technology Arrangements (SBITA) was effective. This GASB pronouncement had no effect on beginning net position/fund balance. The School District is party to various SBITAs; however, liabilities are not reflected under the School District's cash basis of accounting. SBITA disbursements are recognized when they are paid.

***Net Position***

Net position is reported as restricted when there are limitations imposed on their use through external restrictions imposed by creditors, grantors, or laws or regulations of other governments. None of the School District's net position was restricted by enabling legislation. The School District's policy is to first apply restricted resources when a cash disbursement is incurred for purposes for which both restricted and unrestricted net position is available.

***Fund Balance***

Fund balance is divided into five classifications based primarily on the extent to which the School District is bound to observe constraints imposed upon the use of the resources in the governmental funds. The classifications are as follows:

***Nonspendable*** The nonspendable fund balance category includes amounts that cannot be spent because they are not in spendable form, or are legally or contractually required to be maintained intact. The "not in spendable form" criterion includes items that are not expected to be converted to cash.

***Restricted*** Fund balance is reported as restricted when constraints placed on the use of resources are either externally imposed by creditors (such as through debt covenants), grantors, contributors, or laws or regulations of other governments; or is imposed by law through constitutional provisions.

***Committed*** The committed fund balance classification includes amounts that can be used only for the specific purposes imposed by a formal action (resolution) of the School District Board of Education. Those committed amounts cannot be used for any other purpose unless the School District Board of Education removes or changes the specified use by taking the same type of action (resolution) it employed to previously commit those amounts.

**NEW LEXINGTON LOCAL SCHOOL DISTRICT  
PERRY COUNTY**

**NOTES TO THE BASIC FINANCIAL STATEMENTS  
FOR THE FISCAL YEAR ENDED JUNE 30, 2023**

---

**Note 2 - Summary of Significant Accounting Policies (Continued)**

Committed fund balance also incorporates contractual obligations to the extent that existing resources in the fund have been specifically committed for use in satisfying those contractual requirements.

*Assigned* Amounts in the assigned fund balance classification are intended to be used by the Center for specific purposes, but do not meet the criteria to be classified as restricted nor committed. In governmental funds other than the general fund, assigned fund balance represents the remaining amount that is not restricted or committed. In the general fund, assigned amounts represent intended uses established by policies of the Board of Education, which includes giving the Treasurer the authority to constrain monies for intended purposes.

*Unassigned* Unassigned fund balance is the residual classification for the general fund and includes amounts not contained in the other classifications. In other governmental funds, the unassigned classification is used only to report a deficit balance.

The School District applies restricted resources first when disbursements are incurred for purposes for which either restricted or unrestricted (committed, assigned, and unassigned) amounts are available. Similarly, within unrestricted fund balance, committed amounts are reduced first followed by assigned, and then unassigned amounts when disbursements are incurred for purposes for which amounts in any of the unrestricted fund balance classifications could be used.

***Interfund Transactions***

Transfers between governmental and business-type activities on the government-wide financial statements are reported in the same manner as general receipts. The School District does not have business-type activities.

Exchange transactions between funds are reported as receipts in the seller funds and as disbursements in the purchaser funds. Subsidies from one fund to another without a requirement for repayment are reported as interfund transfers. Interfund transfers are reported as other financing sources/uses in governmental funds and after nonoperating receipts/cash disbursements in proprietary funds. Repayments from funds responsible for particular cash disbursements to the funds that initially paid for them are not presented in the financial statements.

***Fair Value***

The School District categorizes its fair value measurements within the fair value hierarchy established by generally accepted accounting principles. The hierarchy is based on the valuation inputs used to measure the fair value of the asset. Level 1 inputs are quoted prices in active markets for identical assets; Level 2 inputs are significant other observable inputs; Level 3 inputs are significant unobservable inputs.

***Extraordinary and Special Items***

Extraordinary items are transactions or events that are both unusual in nature and infrequent in occurrence. Special items are transactions or events that are within the control of management and are either unusual in nature or infrequent in occurrence. The School District did not incur extraordinary or special items during the fiscal year.

**NEW LEXINGTON LOCAL SCHOOL DISTRICT  
PERRY COUNTY**

**NOTES TO THE BASIC FINANCIAL STATEMENTS  
FOR THE FISCAL YEAR ENDED JUNE 30, 2023**

---

**Note 3 – Accountability and Compliance**

**A. Deficit Fund Balances**

The Elementary and Secondary School Emergency Relief (ESSER), Title IV Part B Twenty First Century, Special Education, Title I, Drug Free School and Reducing Class Size Grants Other Governmental Funds reported negative cash balances of \$447,576, \$60,846, \$23,355, \$53,348, \$300, and \$13,735, respectively, at June 30, 2023.

**B. Change in Accounting Principles**

The School District implemented GASB Statement No. 97 “*Certain Component Unit Criteria, and Accounting and Financial Reporting for Internal Revenue Code Section 457 Deferred Compensation Plans-an amendment of GASB Statements No. 14 and No. 84, and suppression of GASB Statement No. 32*”, and GASB Statement No. 98 “*The Annual Comprehensive Annual Financial Report*”.

GASB Statement No. 97 objectives are to (1) increase consistency and comparability related to the reporting of fiduciary component units in circumstances in which a potential component unit does not have a governing board and the primary government performs the duties that a governing board typically would perform; (2) mitigate costs associated with the reporting of certain defined contribution pension plans, defined contribution other postemployment benefit (OPEB) plans, and employee benefit plans other than pension plans or OPEB plans (other employee benefit plans) as fiduciary component units in fiduciary fund financial statements; and (3) enhance the relevance, consistency, and comparability of the accounting and financial reporting for Internal Revenue Code (IRC) Section 457 deferred compensation plans (Section 457 plans) that meet the definition of a pension plan and for benefits provided through those plans. The implementation of this pronouncement did not impact beginning net position/fund balance.

GASB statement No. 98 establishes the term annual comprehensive financial report and its acronym ACFR. That new term and acronym replace instances of comprehensive annual financial report and its acronym in generally accepted accounting principles for state and local governments. The implementation of this pronouncement did not impact beginning net position/fund balance.

**C. Compliance**

Ohio Administrative Code Section 117-2-03(B) requires the School District to prepare its annual financial report in accordance with accounting principles generally accepted in the United States of America. However, the School District has prepared its financial statements on the cash basis which is a comprehensive basis of accounting other than accounting principles generally accepted in the United States of America. The accompanying financial statements omit assets, liabilities, net position/fund balances, and disclosures that, while material, cannot be determined at this time. The School District can be fined and various other administrative remedies may be taken against the School District.

**NEW LEXINGTON LOCAL SCHOOL DISTRICT  
PERRY COUNTY**

**NOTES TO THE BASIC FINANCIAL STATEMENTS  
FOR THE FISCAL YEAR ENDED JUNE 30, 2023**

---

**Note 4 - Budgetary Basis of Accounting**

The budgetary basis as provided by law is based upon accounting for certain transactions on the basis of cash receipts, disbursements, and encumbrances. The Statement of Receipts, Disbursements and Changes in Fund Balance – Budget and Actual – Budgetary Basis presented for the general fund is prepared on the budgetary basis to provide a meaningful comparison of actual results with the budget. The difference between the budgetary basis and the cash basis is outstanding year end encumbrances are treated as cash disbursements (budgetary basis) rather than as restricted, committed or assigned fund balance cash basis).

In addition, differences may exist based on fund type reporting criteria between the cash basis financial statements and budgetary basis financial statements.

The budgetary comparison information presented at June 30, 2023 for the General Fund represents the legally adopted budget for the these funds without modification for the funds no longer meeting certain fund criteria. In prior fiscal years, the School District implemented GASB Statement No. 54, *Fund Balance Reporting and Government Fund Type Definitions*, which changed the reporting requirements of the School District’s Public School Support Fund and Uniform School Supply Fund as these funds no longer meet the Special Revenue Fund type criteria for reporting in the fiscal year-end external financial statements. As such, these funds are presented as part of the School District’s General Fund in the fiscal year-end financial statements.

	<u>General Fund</u>
Change in Fund Balance	\$541,561
Public School Support Fund	6,780
Encumbrances	<u>(36,955)</u>
Change in Fund Balance - Budgetary Basis	<u><u>\$511,386</u></u>

**Note 5 – Deposits and Investments**

Monies held by the School District are classified by State statute into three categories.

Active deposits are public deposits determined to be necessary to meet current demands upon the School District treasury. Active monies must be maintained either as cash in the School District treasury, in commercial accounts payable or withdrawable on demand, including negotiable order of withdrawal (NOW) accounts, or in money market deposit accounts.

Inactive deposits are public deposits that the Board has identified as not required for use within the current five year period of designation of depositories. Inactive deposits must either be evidenced by certificates of deposit maturing not later than the end of the current period of designation of depositories, or by savings or deposit accounts including, but not limited to, passbook accounts.

Interim deposits are deposits of interim monies. Interim monies are those monies which are not needed for immediate use but which will be needed before the end of the current period of designation of depositories. Interim deposits must be evidenced by time certificates of deposit maturing not more than one year from the date of deposit or by savings or deposit accounts, including passbook accounts.

**NEW LEXINGTON LOCAL SCHOOL DISTRICT  
PERRY COUNTY**

**NOTES TO THE BASIC FINANCIAL STATEMENTS  
FOR THE FISCAL YEAR ENDED JUNE 30, 2023**

---

---

**Note 5 – Deposits and Investments (Continued)**

Interim monies held by the School District can be deposited or invested in the following securities:

1. United States Treasury bills, bonds, notes, or any other obligation or security issued by the United States Treasury, or any other obligation guaranteed as to principal and interest by the United States;
2. Bonds, notes, debentures, or any other obligation or security issued by any federal government agency or instrumentality including, but not limited to, the Federal National Mortgage Association, Federal Home Loan Bank, Federal Farm Credit Bank, Federal Home Loan Mortgage Corporation, Government National Mortgage Association, and Student Loan Marketing Association. All federal agency securities shall be direct issuances of federal government agencies or institutions.
3. Written repurchase agreements in the securities listed above provided the market value of the securities subject to the repurchase agreement must exceed the principal value of the agreement by at least two percent and be marked to market daily, and the term of the agreement must not exceed thirty days;
4. Bonds and other obligations of the State of Ohio or Ohio local governments;
5. Time certificates of deposit or savings or deposit accounts including, but not limited to, passbook accounts;
6. No-load money market mutual funds consisting exclusively of obligations described in division (1) or (2) and repurchase agreements secured by such obligations, provided that investments in securities described in this division are made only through eligible institutions;
7. The State Treasurer's investment pool (STAR Ohio).
8. Certain bankers' acceptances for a period not to exceed one hundred eighty days) and commercial paper notes (for a period not to exceed two hundred seventy days) in an amount not to exceed 40 percent of the interim monies available for investment at any one time if training requirements have been met.

Investments in stripped principal or interest obligations, reverse repurchase agreements, and derivatives are prohibited. The issuance of taxable notes for the purpose of arbitrage, the use of leverage, and short selling are also prohibited. An investment must mature within five years from the date of purchase, unless matched to a specific obligation or debt of the School District, and must be purchased with the expectation that it will be held to maturity.

***Deposits***

Custodial credit risk for deposits is the risk that in the event of bank failure, the School District will not be able to recover deposits or collateral securities that are in the possession of an outside party.



**NEW LEXINGTON LOCAL SCHOOL DISTRICT  
PERRY COUNTY**

**NOTES TO THE BASIC FINANCIAL STATEMENTS  
FOR THE FISCAL YEAR ENDED JUNE 30, 2023**

**Note 5 – Deposits and Investments (Continued)**

At fiscal year end, the carrying amount of all School District deposits was \$8,213,749 and \$8,533,801 of the School District’s bank balance of \$8,783,801 was exposed to custodial credit risk because it was uninsured and collateralized with securities held by the pledging financial institution’s trust department or agent.

***Investments***

The School District did not hold investments during the fiscal year.

**Note 6 - Property Taxes**

Property taxes are levied and assessed on a calendar year basis while the School District fiscal year runs from July through June. First half tax collections are received by the School District in the second half of the fiscal year. Second half tax distributions occur in the first half of the following fiscal year.

Property taxes include amounts levied against all real and public utility property located in the School District. Real property tax revenue received in calendar 2023 represents collections of calendar year 2021 taxes. Real property taxes received in calendar year 2023 were levied after April 1, 2022, on the assessed value listed as of January 1, 2022, the lien date. Assessed values for real property taxes are established by State law at 35 percent of appraised market value. Real property taxes are payable annually or semi-annually. If paid annually, payment is due December 31; if paid semi-annually, the first payment is due December 31 with the remainder payable by June 20. Under certain circumstances, State statute permits alternate payment dates to be established.

Public utility property tax revenue received in calendar 2023 represents collections of calendar year 2022 taxes. Public utility real and tangible personal property taxes received in calendar year 2023 became a lien December 31, 2021, were levied after April 1, 2022 and are collected with real property taxes. Public utility real property is assessed at 35 percent of true value; public utility tangible personal property currently is assessed at varying percentages of true value.

The School District receives property taxes from Perry County. The County Auditor periodically advances to the School District its portion of the taxes collected. Second-half real property tax payments collected by the County by June 30, 2023, are available to finance fiscal year 2024 operations. The amount available to be advanced can vary based on the date the tax bills are sent. The assessed values upon which the fiscal year 2023 taxes were collected are:

	2022 Second Half Collections		2023 First Half Collections	
	Amount	Percent	Amount	Percent
Real Estate	\$166,918,390	59.33%	\$166,154,510	58.30%
Public Utility Personal Property	114,430,240	40.67%	118,831,690	41.70%
<b>Total</b>	<b>\$281,348,630</b>	<b>100.00%</b>	<b>\$284,986,200</b>	<b>100.00%</b>

Full Tax Rate per \$1,000  
of assessed valuation

\$31.60

**NEW LEXINGTON LOCAL SCHOOL DISTRICT  
PERRY COUNTY**

**NOTES TO THE BASIC FINANCIAL STATEMENTS  
FOR THE FISCAL YEAR ENDED JUNE 30, 2023**

**Note 7 – Sponsorship Receivables**

The School District entered into agreements with local vendors for the purpose of placing advertisements on the scoreboard in the Jim Rockwell Stadium. Sponsorships committed to the School District totaled \$150,000 and are payable over a period of 2 – 10 years and are recorded in the General Fund. The receivable balance at June 30, 2023 totaled \$40,000.

**Note 8 - Interfund Transactions**

An interfund transfer for the fiscal year 2023 consisted of the following, as reported on the fund financial statements:

<u>Transfers In</u>	<u>Transfers Out</u>	<u>Amount</u>
Other Governmental Funds	General Fund	\$ 10,000
	Total	<u>\$ 10,000</u>

The primary purpose of the interfund transfer from the General Fund was to supplement the operations of the School District’s Athletic Other Governmental Fund.

**Note 9 - Risk Management**

**A. Workers’ Compensation**

For fiscal year 2023, the School District participated in the Ohio School Boards Association Workers’ Compensation Group Rating Plan (Plan), an insurance purchasing pool. The Plan is intended to achieve the benefit of a reduced premium for the School District by virtue of its grouping and representation with other participants in the Plan.

The workers’ compensation experience of the participating members is calculated as one experience and a common premium rate is applied to all members in the Plan. Each member pays its workers’ compensation premium to the State based on the rate for the Plan rather than its individual rate. Total savings are then calculated and each participant’s individual performance is compared to the overall savings percentage of the Plan.

A participant will then either receive money from or be required to contribute to the “Equity Pooling Fund”. This “equity pooling” arrangement insures that each participant shares equally in the overall performance of the Plan. Participation in the Plan is limited to participants that can meet the Plan’s selection criteria. The firm of Gates McDonald & Co. provides administrative, cost control and actuarial services to the Plan.

**B. Property and Liability Insurance**

The School District is exposed to various risks of loss related to torts; theft of, damage to, and destruction of assets; errors and omissions; injuries to employees; and natural disasters. During fiscal year 2023, the School District contracted with the Ohio School Plan for the following insurance coverage:

**NEW LEXINGTON LOCAL SCHOOL DISTRICT  
PERRY COUNTY**

**NOTES TO THE BASIC FINANCIAL STATEMENTS  
FOR THE FISCAL YEAR ENDED JUNE 30, 2023**

**Note 9 - Risk Management (Continued)**

Type of Coverage	Deductible	Coverage
Property	\$5,000	\$110,272,970
General Liability, in aggregate		3,000,000
General Liability, per occurrence		1,000,000
Bodily Injury, per person		1,000,000
Bodily Injury, per accident		1,000,000
Property Damage		1,000,000
Uninsured Motorist, per person		1,000,000
Uninsured Motorist, per accident		1,000,000
Cyber Liability, in aggregate		1,000,000
Umbrella Liability, per occurrence		3,000,000

Settled claims have not exceeded this commercial coverage in any of the past three fiscal years, and there has been no significant reduction in insurance coverage from the prior fiscal year.

**C. Employee Medical Benefits**

Medical/surgical, prescription drug, vision and dental insurance are offered to employees through a self-insurance Internal Service Fund. Aggregate stop-loss claims are covered based on 125 percent of expected claims per year. After that, stop-loss covers up to a lifetime maximum of \$1,000,000 per individual. Settled claims have not exceeded this coverage in any of the past three fiscal years.

The School District is a member of the South-Central Ohio Insurance Consortium (SCOIC), an insurance purchasing pool. The SCOIC's primary purpose and objective is establishing and carrying out a cost-effective cooperative health program for its member organizations. The governing board consists of the superintendent or other designee appointed by each of the members of the SCOIC. Members include 21 public entities with approximately 3,500 employee lives covered for medical and prescription benefits with many different plan designs in place, as well as dental, vision, life, and accidental death and dismemberment insurances. The Bloom-Carroll Local School District serves as the fiscal agent for the SCOIC.

**NEW LEXINGTON LOCAL SCHOOL DISTRICT  
PERRY COUNTY**

**NOTES TO THE BASIC FINANCIAL STATEMENTS  
FOR THE FISCAL YEAR ENDED JUNE 30, 2023**

---

**Note 9 - Risk Management (Continued)**

SCOIC contracts with the Jefferson Health Plan (formerly, the Ohio Mid-Eastern Regional Educational Service Agency (OME-RESA)), for internal pool and stop loss coverage. The SCOIC members are considered self-insured and pay a monthly premium to SCOIC that is actuarially calculated based on the participants' actual claims experience which are utilized for the payments of claims within the claims servicing pool up to the self-insurance deductible limit; and for this portion of the plan, all plan participants retain their own risk. An additional fee is paid for participation in the internal pool that is based on the claims of the internal pool in aggregate and is not based on individual claims experience. In the event of a deficiency in the internal pool, participants would be charged a higher rate for participation, and in the event of a surplus, the internal pool pays dividends to the participants. SCOIC members participate in a shared-risk pool through SCOIC for individual claims from \$100,000-\$500,000. SCOIC members also participate in a JHP shared risk pool for individual claims from \$500,000-\$1,500,000. Sun Life provides stop loss coverage for individual claims over \$1,500,000. In the event that the School District would withdraw from SCOIC, the School District would be required to give a 180-day notice prior to the end of their three-year contract, be responsible for all run-out claims, and would have no rights to share in any surplus funds of SCOIC. To obtain financial information for the SCOIC, write to the fiscal agent, Bloom-Carroll Local School District, 5240 Plum Road NW, Carroll, Ohio 43112.

During the fiscal year, employees of the School District were covered by the School District's medical/surgical and dental self-insurance plan (the Plan). A summary of cash and cash equivalents and claim liabilities that existed at June 30, 2023 and 2022 are as follows:

	<u>Balance at June 30, 2023</u>	<u>Balance at June 30, 2022</u>
Cash and Cash Equivalents:	\$8,741	\$8,217
Claims Liability at June 30:	422,804	417,018
Cash with Fiscal Agent at June 30:	2,200,330	2,473,550

**Note 10 - Defined Benefit Pension Plans**

***Net Pension Liability***

Pensions are a component of exchange transactions—between an employer and its employees—of salaries and benefits for employee services. Pensions are provided to an employee—on a deferred-payment basis—as part of the total compensation package offered by an employer for employee services each financial period.

The net pension liability represents the School District's proportionate share of each pension plan's collective actuarial present value of projected benefit payments attributable to past periods of service, net of each pension plan's fiduciary net position. The net pension liability calculation is dependent on critical long-term variables, including estimated average life expectancies, earnings on investments, cost of living adjustments and others. While these estimates use the best information available, unknowable future events require adjusting this estimate annually.

Ohio Revised Code limits the School District's obligation for this liability to annually required payments.

**NEW LEXINGTON LOCAL SCHOOL DISTRICT  
PERRY COUNTY**

**NOTES TO THE BASIC FINANCIAL STATEMENTS  
FOR THE FISCAL YEAR ENDED JUNE 30, 2023**

**Note 10 - Defined Benefit Pension Plans (Continued)**

The School District cannot control benefit terms or the manner in which pensions are financed; however, the School District does receive the benefit of employees’ services in exchange for compensation including pension.

GASB 68 assumes the liability is solely the obligation of the employer, because (1) they benefit from employee services; and (2) State statute requires all funding to come from these employers. All contributions to date have come solely from these employers (which also includes costs paid in the form of withholdings from employees). State statute requires the pension plans to amortize unfunded liabilities within 30 years. If the amortization period exceeds 30 years, each pension plan’s board must propose corrective action to the State legislature. Any resulting legislative change to benefits or funding could significantly affect the net pension liability. Resulting adjustments to the net pension liability would be effective when the changes are legally enforceable.

***Plan Description - School Employees Retirement System (SERS)***

Plan Description – School District non-teaching employees participate in SERS, a cost-sharing multiple-employer defined benefit pension plan administered by SERS. SERS provides retirement, disability and survivor benefits, annual cost-of-living adjustments, and death benefits to plan members and beneficiaries. Authority to establish and amend benefits is provided by Ohio Revised Code Chapter 3309. SERS issues a publicly available, stand-alone financial report that includes financial statements, required supplementary information and detailed information about SERS’ fiduciary net position. That report can be obtained by visiting the SERS website at [www.ohsers.org](http://www.ohsers.org) under Employers/Audit Resources.

Age and service requirements for retirement are as follows:

	Eligible to Retire on or before August 1, 2017 *	Eligible to Retire after August 1, 2017
Full Benefits	Any age with 30 years of service credit	Age 67 with 10 years of service credit; or Age 57 with 30 years of service credit
Actuarially Reduced Benefits	Age 60 with 5 years of service credit Age 55 with 25 years of service credit	Age 62 with 10 years of service credit; or Age 60 with 25 years of service credit

\* Members with 25 years of service credit as of August 1, 2017, will be included in this plan.

Annual retirement benefits are calculated based on final average salary multiplied by a percentage that varies based on year of service; 2.2 percent for the first thirty years of service and 2.5 percent for years of service credit over 30. Final average salary is the average of the highest three years of salary.

One year after an effective benefit date, a benefit recipient is entitled to a three percent cost-of-living adjustment (COLA). This same COLA is added each year to the base benefit amount on the anniversary date of the benefit.

Funding Policy – Plan members are required to contribute 10 percent of their annual covered salary and the School District is required to contribute 14 percent of annual covered payroll.

**NEW LEXINGTON LOCAL SCHOOL DISTRICT  
PERRY COUNTY**

**NOTES TO THE BASIC FINANCIAL STATEMENTS  
FOR THE FISCAL YEAR ENDED JUNE 30, 2023**

---

**Note 10 - Defined Benefit Pension Plans (Continued)**

The contribution requirements of plan members and employers are established and may be amended by the SERS' Retirement Board up to statutory maximum amounts of 10 percent for plan members and 14 percent for employers. The Retirement Board, acting with the advice of the actuary, allocates the employer contribution rate among four of the System's funds (Pension Trust Fund, Death Benefit Fund, Medicare B Fund, and Health Care Fund). For the fiscal year ended June 30, 2023, the allocation to pension, death benefits, and Medicare B was 13.5 percent. The remaining 0.5 percent was allocated to the Health Care Fund.

The School District's contractually required contribution to SERS was \$379,779 for fiscal year 2023.

***Plan Description - State Teachers Retirement System (STRS)***

Plan Description – School District licensed teachers and other faculty members participate in STRS Ohio, a cost-sharing multiple employer public employee system administered by STRS. STRS provides retirement and disability benefits to members and death and survivor benefits to beneficiaries. STRS issues a stand-alone financial report that includes financial statements, required supplementary information, and detailed information about STRS' fiduciary net position. That report can be obtained by writing to STRS, 275 E. Broad St., Columbus, OH 43215-3771, by calling (888) 227-7877, or by visiting the STRS Web site at [www.strsoh.org](http://www.strsoh.org).

New members have a choice of three retirement plans; a Defined Benefit (DB) Plan, a Defined Contribution (DC) Plan, and a Combined Plan. Benefits are established by Ohio Revised Code Chapter 3307.

The DB plan offers an annual retirement allowance based on final average salary multiplied by a percentage that varies based on years of service. Effective August 1, 2023, the calculation is 2.2 percent of final average salary for the five highest years of earnings multiplied by all years of service. Eligibility changes will be phased in until August 1, 2023, when retirement eligibility for unreduced benefits will be five years of service credit and age 65, or 35 years of service credit at any age.

The DC Plan allows members to place all their member contributions and 9.53 percent of the 14 percent employer contributions into an investment account. Investment allocation decisions are determined by the member. The remaining 4.47 percent of the 14 percent employer rate is allocated to the defined benefit unfunded liability. A member is eligible to receive a retirement benefit at age 50 and termination of employment. The member may elect to receive a lifetime monthly annuity or a lump sum withdrawal.

The CO Plan offers features of both the DB Plan and the DC Plan. In the CO Plan, 12 percent of the 14 percent member rate goes to the DC Plan and the remaining 2 percent is applied to the DB Plan. Member contributions to the DC Plan are allocated among investment choices by the member, and contributions to the DB Plan from the employer and the member are used to fund the defined benefit payment at a reduced level from the regular DB Plan. The defined benefit portion of the CO Plan payment is payable to a member on or after age 60 with five years of service.

**NEW LEXINGTON LOCAL SCHOOL DISTRICT  
PERRY COUNTY**

**NOTES TO THE BASIC FINANCIAL STATEMENTS  
FOR THE FISCAL YEAR ENDED JUNE 30, 2023**

**Note 10 - Defined Benefit Pension Plans (Continued)**

The defined contribution portion of the account may be taken as a lump sum payment or converted to a lifetime monthly annuity at age 50 and after termination of employment.

New members who choose the DC plan or CO Plan will have another opportunity to reselect a permanent plan during their fifth year of membership. Members may remain in the same plan or transfer to another STRS plan. The optional annuitization of a member's defined contribution account or the defined contribution portion of a member's Combined Plan account to a lifetime benefit results in STRS bearing the risk of investment gain or loss on the account. STRS has therefore included all three plan options as one defined benefit plan for GASB 68 reporting purposes.

A DB or CO Plan member with five or more years of credited service who is determined to be disabled may qualify for a disability benefit. Eligible survivors of members who die before service retirement may qualify for monthly benefits. New members on or after July 1, 2013, must have at least ten years of qualifying service credit to apply for disability benefits. Members in the DC Plan who become disabled are entitled only to their account balance. If a member of the DC Plan dies before retirement benefits begin, the member's designated beneficiary is entitled to receive the member's account balance.

Funding Policy – Employer and member contribution rates are established by the State Teachers Retirement Board and limited by Chapter 3307 of the Ohio Revised Code. For the fiscal year ended June 30, 2023, the employer rate was 14 percent and the plan members were also required to contribute 14 percent of covered salary. The fiscal year 2023 contribution rates were equal to the statutory maximum rates.

The School District's contractually required contributions to STRS were \$1,384,825 for fiscal year 2023.

***Net Pension Liability***

The net pension liability was measured as of June 30, 2022, and the total pension liability used to calculate the net pension liability was determined by an actuarial valuation as of that date. The School District's proportion of the net pension liability was based on the School District's share of contributions to the pension plan relative to the projected contributions of all participating entities. Following is information related to the proportionate share:

	<u>SERS</u>	<u>STRS</u>	<u>Total</u>
Proportion of the Net Pension Liability Prior Measurement Date	0.07711650%	0.07384490%	
Proportion of the Net Pension Liability Current Measurement Date	<u>0.07530680%</u>	<u>0.07608651%</u>	
Change in Proportionate Share	<u>-0.0018097%</u>	<u>0.00224161%</u>	
Proportionate Share of the Net Pension Liability	\$4,073,177	\$16,914,127	\$20,987,304

**NEW LEXINGTON LOCAL SCHOOL DISTRICT  
PERRY COUNTY**

**NOTES TO THE BASIC FINANCIAL STATEMENTS  
FOR THE FISCAL YEAR ENDED JUNE 30, 2023**

---

**Note 10 - Defined Benefit Pension Plans (Continued)**

*Actuarial Assumptions - SERS*

SERS' total pension liability was determined by their actuaries in accordance with GASB Statement No. 67, as part of their annual actuarial valuation for each defined benefit retirement plan. Actuarial valuations of an ongoing plan involve estimates of the value of reported amounts (e.g., salaries, credited service) and assumptions about the probability of occurrence of events far into the future (e.g., mortality, disabilities, retirements, employment termination). Actuarially determined amounts are subject to continual review and potential modifications, as actual results are compared with past expectations and new estimates are made about the future.

Projections of benefits for financial reporting purposes are based on the substantive plan (the plan as understood by the employers and plan members) and include the types of benefits provided at the time of each valuation and the historical pattern of sharing benefit costs between the employers and plan members to that point. The projection of benefits for financial reporting purposes does not explicitly incorporate the potential effects of legal or contractual funding limitations.

Actuarial calculations reflect a long-term perspective. For a newly hired employee, actuarial calculations will take into account the employee's entire career with the employer and also take into consideration the benefits, if any, paid to the employee after termination of employment until the death of the employee and any applicable contingent annuitant. In many cases actuarial calculations reflect several decades of service with the employer and the payment of benefits after termination.

Key methods and assumptions used in calculating the total pension liability in the latest actuarial valuation, prepared as of June 30, 2022, are presented below:

Wage Inflation	2.40 percent
Future Salary Increases, including inflation	3.25 percent to 13.58 percent
COLA or Ad Hoc COLA	2.00%, on and after April 1, 2018, COLA's for future retirees will be delayed for three years following commencement
Investment Rate of Return	7.00 percent net of investments expense, including inflation
Actuarial Cost Method	Entry Age Normal

Mortality rates were based on the PUB-2010 General Employee Amount Weight Below Median Health Retiree mortality table projected to 2017 with ages set forward 1 year and adjusted 94.20% for males and set forward 2 years and adjusted 81.35% for females. Mortality among disabled members were based upon the PUB-2010 General Disabled Retiree mortality table projected to 2017 with ages set forward 5 years and adjusted 103.3% for males and set forward 3 years and adjusted 106.8% for females. Future improvement in mortality rates is reflected by applying MP-2020 projection scale generationally.



**NEW LEXINGTON LOCAL SCHOOL DISTRICT  
PERRY COUNTY**

**NOTES TO THE BASIC FINANCIAL STATEMENTS  
FOR THE FISCAL YEAR ENDED JUNE 30, 2023**

**Note 10 - Defined Benefit Pension Plans (Continued)**

The long-term return expectation for the Pension Plan Investments has been determined by using a building-block approach and assumes a time horizon, as defined in SERS' *Statement of Investment Policy*. A forecasted rate of inflation serves as the baseline for the return expectation. Various real return premiums over the baseline inflation rate have been established for each asset class. The long-term expected nominal rate of return has been determined by calculating an arithmetic weighted averaged of the expected real return premiums for each asset class, adding the projected inflation rate, and adding the expected return from rebalanced uncorrelated asset classes:

<u>Asset Class</u>	<u>Target Allocation</u>	<u>Long Term Expected Real Rate of Return</u>
Cash	2.00 %	(0.45) %
US Equity	24.75	5.37
Non-US Equity Developed	13.50	6.22
Non-US Equity Emerging	6.75	8.22
Fixed Income/Global Bonds	19.00	1.20
Private Equity	11.00	10.05
Real Estate/Real Assets	16.00	4.87
Multi-Asset Strategy	4.00	3.39
Private Debt/Private Credit	3.00	5.38
Total	<u>100.00 %</u>	

**Discount Rate** The total pension liability was calculated using the discount rate of 7.00 percent. The projection of cash flows used to determine the discount rate assumed the contributions from employers and from the members would be computed based on contribution requirements as stipulated by State statute. Projected inflows from investment earnings were calculated using the long-term assumed investment rate of return (7.00 percent).

Based on those assumptions, the plan's fiduciary net position was projected to be available to make all future benefit payments of current plan members. Therefore, the long-term expected rate of return on pension plan investments was applied to all periods of projected benefits to determine the total pension liability.

**Sensitivity of the School District's Proportionate Share of the Net Pension Liability to Changes in the Discount Rate** Net pension liability is sensitive to changes in the discount rate, and to illustrate the potential impact the following table presents the net pension liability calculated using the discount rate of 7.00 percent, as well as what each plan's net pension liability would be if it were calculated using a discount rate that is one percentage point lower (6.00 percent), or one percentage point higher (8.00 percent) than the current rate.

	1% Decrease <u>(6.0%)</u>	Current Discount Rate <u>(7.0%)</u>	1% Increase <u>(8.0%)</u>
School District's proportionate share of the net pension liability	\$5,995,523	\$4,073,177	\$2,453,628

**NEW LEXINGTON LOCAL SCHOOL DISTRICT  
PERRY COUNTY**

**NOTES TO THE BASIC FINANCIAL STATEMENTS  
FOR THE FISCAL YEAR ENDED JUNE 30, 2023**

---

**Note 10 - Defined Benefit Pension Plans (Continued)**

*Actuarial Assumptions - STRS*

The total pension liability in the June 30, 2022 actuarial valuation was determined using the following assumptions, applied to all periods included in the measurement:

	<u>June 30, 2022</u>
Inflation	2.50 percent
Salary increases	Varies by service from 2.5% to 8.5%
Investment Rate of Return	7.00 percent, net of investment expenses, including inflation
Payroll Increases	3.00 percent
Cost-of-Living Adjustments (COLA)	0.0 percent

Post-retirement mortality rates are based on the Pub-2010 Teachers Healthy Annuitant Mortality Table, adjusted 110% for males, projected forward generationally using mortality improvement scale MP-2020. Pre-retirement mortality rates are based on Pub-2010 Teachers Employee Table adjusted 95% for females, projected forward generationally using mortality improvement scale MP-2020. Post-retirement disabled mortality rates are based on Pub-2010 Teachers Disable Annuitant Table projected forward generationally using mortality improvement scaled MP-2020.

Actuarial assumptions used in the June 30, 2022 valuation are based on the results of the latest available actuarial experience study which is for the period July 1, 2015 through June 30, 2021. An actuarial experience study is done on a quinquennial basis. STRS Ohio's investment consultant develops an estimate range for the investment return assumption based on the target allocation adopted by the Retirement Board. The target allocation and long-term expected rate of return for each major asset class are summarized as follows:

**NEW LEXINGTON LOCAL SCHOOL DISTRICT  
PERRY COUNTY**

**NOTES TO THE BASIC FINANCIAL STATEMENTS  
FOR THE FISCAL YEAR ENDED JUNE 30, 2023**

**Note 10 - Defined Benefit Pension Plans (Continued)**

<u>Asset Class</u>	<u>Target Allocation*</u>	<u>Long-Term Expected Rate of Return **</u>
Domestic Equity	26.00 %	6.60 %
International Equity	22.00	6.80
Alternatives	19.00	7.38
Fixed Income	22.00	1.75
Real Estate	10.00	5.75
Liquidity Reserves	<u>1.00</u>	1.00
Total	<u>100.00 %</u>	

\* Target allocation percentage is effective as of July 1, 2022. Target weights were phased in over a 3-month period concluding October 1, 2022.

\* 10 year annualized geometric nominal returns, which include the real rate of return and inflation of 2.25 percent and does not include investment expenses. Over a 30-year period, STRS' investment consultant indicates that the above target allocations should generate a return above the actuarial rate of return, without net value added by management.

**Discount Rate** The discount rate used to measure the total pension liability was 7.00 percent as of June 30, 2022. The projection of cash flows used to determine the discount rate assumes that member and employer contributions will be made at the statutory contribution rates in accordance with rate increases described above. For this purpose, only employer contributions that are intended to fund benefits of current plan members and their beneficiaries are included. Based on those assumptions, STRS' fiduciary net position was projected to be available to make all projected future benefit payments to current plan members as of June 30, 2022. Therefore, the long-term expected rate of return on pension plan investments of 7.00 percent was applied to all periods of projected benefit payment to determine the total pension liability as of June 30, 2022.

**Sensitivity of the School District's Proportionate Share of the Net Pension Liability to Changes in the Discount Rate** The following table presents the School District's proportionate share of the net pension liability calculated using the current period discount rate assumption of 7.00 percent, as well as what the School District's proportionate share of the net pension liability would be if it were calculated using a discount rate that is one-percentage-point lower (6.00 percent) or one-percentage-point higher (8.00 percent) than the current rate:

	<u>1% Decrease (6.00%)</u>	<u>Current Discount Rate (7.00%)</u>	<u>1% Increase (8.00%)</u>
School District's proportionate share of the net pension liability	\$25,551,088	\$16,914,127	\$9,609,932

**NEW LEXINGTON LOCAL SCHOOL DISTRICT  
PERRY COUNTY**

**NOTES TO THE BASIC FINANCIAL STATEMENTS  
FOR THE FISCAL YEAR ENDED JUNE 30, 2023**

---

**Note 11 - Defined Benefit OPEB Plans**

*Net OPEB Liability/(Asset)*

Governmental Accounting Standards Board (GASB) Statement No. 75, “Accounting and Financial Reporting for Postemployment Benefits Other Than Pensions” was effective beginning fiscal year 2018.

OPEB is a component of exchange transactions—between an employer and its employees—of salaries and benefits for employee services. OPEB are provided to an employee—on a deferred-payment basis—as part of the total compensation package offered by an employer for employee services each financial period.

The net OPEB liability/(asset) represents the School District’s proportionate share of each OPEB plan’s collective actuarial present value of projected benefit payments attributable to past periods of service, net of each OPEB plan’s fiduciary net position. The net OPEB liability/(asset) calculation is dependent on critical long-term variables, including estimated average life expectancies, earnings on investments, cost of living adjustments and others. While these estimates use the best information available, unknowable future events require adjusting these estimates annually.

Ohio Revised Code limits the School District’s obligation for this liability to annually required payments. The School District cannot control benefit terms or the manner in which OPEB are financed; however, the School District does receive the benefit of employees’ services in exchange for compensation including OPEB.

GASB 75 assumes the liability/(asset) is solely the obligation of the employer, because they benefit from employee services. OPEB contributions come from these employers and health care plan enrollees which pay a portion of the health care costs in the form of a monthly premium. The Ohio revised Code permits, but does not require the retirement systems to provide healthcare to eligible benefit recipients. Any change to benefits or funding could significantly affect the net OPEB liability/(asset). Resulting adjustments to the net OPEB liability/(asset) would be effective when the changes are legally enforceable. The retirement systems may allocate a portion of the employer contributions to provide for these OPEB benefits.

***Plan Description - School Employees Retirement System (SERS)***

Health Care Plan Description - The School District contributes to the SERS Health Care Fund, administered by SERS for non-certificated retirees and their beneficiaries. For GASB 75 purposes, this plan is considered a cost-sharing other postemployment benefit (OPEB) plan. SERS’ Health Care Plan provides healthcare benefits to eligible individuals receiving retirement, disability, and survivor benefits, and to their eligible dependents. Members who retire after June 1, 1986, need 10 years of service credit, exclusive of most types of purchased credit, to qualify to participate in SERS’ health care coverage. In addition to age and service retirees, disability benefit recipients and beneficiaries who are receiving monthly benefits due to the death of a member or retiree, are eligible for SERS’ health care coverage. Most retirees and dependents choosing SERS’ health care coverage are over the age of 65 and therefore enrolled in a fully insured Medicare Advantage plan; however, SERS maintains a traditional, self-insured preferred provider organization for its non-Medicare retiree population.

**NEW LEXINGTON LOCAL SCHOOL DISTRICT  
PERRY COUNTY**

**NOTES TO THE BASIC FINANCIAL STATEMENTS  
FOR THE FISCAL YEAR ENDED JUNE 30, 2023**

---

**Note 11 - Defined Benefit OPEB Plans (Continued)**

For both groups, SERS offers a self-insured prescription drug program. Health care is a benefit that is permitted, not mandated, by statute. The financial report of the Plan is included in the SERS Annual Comprehensive Financial Report which can be obtained on SERS' website at [www.ohsers.org](http://www.ohsers.org) under Employers/Audit Resources.

Access to health care for retirees and beneficiaries is permitted in accordance with Section 3309 of the Ohio Revised Code. The Health Care Fund was established and is administered in accordance with Internal Revenue Code Section 105(e). SERS' Retirement Board reserves the right to change or discontinue any health plan or program. Active employee members do not contribute to the Health Care Plan. The SERS Retirement Board established the rules for the premiums paid by the retirees for health care coverage for themselves and their dependents or for their surviving beneficiaries. Premiums vary depending on the plan selected, qualified years of service, Medicare eligibility, and retirement status.

Funding Policy - State statute permits SERS to fund the health care benefits through employer contributions. Each year, after the allocation for statutorily required pensions and benefits, the Retirement Board may allocate the remainder of the employer contribution of 14 percent of covered payroll to the Health Care Fund in accordance with the funding policy. For fiscal year 2022, .5 percent of covered payroll was made to health care. An additional health care surcharge on employers is collected for employees earning less than an actuarially determined minimum compensation amount, pro-rated if less than a full year of service credit was earned. For fiscal year 2022, this amount was \$25,000.

Statutes provide that no employer shall pay a health care surcharge greater than 2 percent of that employer's SERS-covered payroll; nor may SERS collect in aggregate more than 1.5 percent of the total statewide SERS-covered payroll for the health care surcharge. For fiscal year 2023, the School District's surcharge obligation was \$48,213.

The surcharge, added to the allocated portion of the 14 percent employer contribution rate is the total amount assigned to the Health Care Fund. The School District's contractually required contribution to SERS was \$63,967 for fiscal year 2023.

***Plan Description - State Teachers Retirement System (STRS)***

Plan Description – The State Teachers Retirement System of Ohio (STRS) administers a cost-sharing Health Plan administered for eligible retirees who participated in the defined benefit or combined pension plans offered by STRS. Ohio law authorizes STRS to offer this plan. Benefits include hospitalization, physicians' fees, prescription drugs and partial reimbursement of monthly Medicare Part B premiums. Medicare Part B premium reimbursements will be discontinued effective January 1, 2020. The Plan is included in the report of STRS which can be obtained by visiting [www.strsoh.org](http://www.strsoh.org) or by calling (888) 227-7877.

Funding Policy – Ohio Revised Code Chapter 3307 authorizes STRS to offer the Plan and gives the Retirement Board discretionary authority over how much, if any, of the health care costs will be absorbed by STRS. Active employee members do not contribute to the Health Care Plan. Nearly all health care plan enrollees, for the most recent year, pay a portion of the health care costs in the form of a monthly premium. Under Ohio law, funding for post-employment health care may be deducted from employer contributions, currently 14 percent of covered payroll. For the fiscal year ended June 30, 2022, STRS did not allocate any employer contributions to post-employment health care.

**NEW LEXINGTON LOCAL SCHOOL DISTRICT  
PERRY COUNTY**

**NOTES TO THE BASIC FINANCIAL STATEMENTS  
FOR THE FISCAL YEAR ENDED JUNE 30, 2023**

**Note 11 - Defined Benefit OPEB Plans (Continued)**

***Net OPEB Liability/(Asset)***

The net OPEB liability/(asset) was measured as of June 30, 2022, and the total OPEB liability/(asset) used to calculate the net OPEB liability/(asset) was determined by an actuarial valuation as of that date. The School District's proportion of the net OPEB liability/(asset) was based on the School District's share of contributions to the respective retirement systems relative to the contributions of all participating entities. Following is information related to the proportionate share:

	<u>SERS</u>	<u>STRS</u>	<u>Total</u>
Proportion of the Net OPEB Liability Prior Measurement Date	0.07664800%	0.07384490%	
Proportion of the Net OPEB Liability/(Asset) Current Measurement Date	<u>0.07664240%</u>	<u>0.07608651%</u>	
Change in Proportionate Share	<u>-0.00000560%</u>	<u>0.00224161%</u>	
Proportionate Share of the Net OPEB Liability	\$1,076,067	\$0	\$1,076,067
Proportionate Share of the Net OPEB (Asset)	\$0	(\$1,970,000)	(\$1,970,000)

***Actuarial Assumptions - SERS***

The total OPEB liability is determined by SERS' actuaries in accordance with GASB Statement No. 74, as part of their annual actuarial valuation for each retirement plan. Actuarial valuations of an ongoing plan involve estimates of the value of reported amounts (e.g., salaries, credited service) and assumptions about the probability of occurrence of events far into the future (e.g., mortality, disabilities, retirements, employment terminations). Actuarially determined amounts are subject to continual review and potential modifications, as actual results are compared with past expectations and new estimates are made about the future.

Projections of benefits for financial reporting purposes are based on the substantive plan (the plan as understood by the employers and plan members) and include the types of benefits provided at the time of each valuation and the historical pattern of sharing benefit costs between the employers and plan members to that point. The projection of benefits for financial reporting purposes does not explicitly incorporate the potential effects of legal or contractual funding limitations.

Actuarial calculations reflect a long-term perspective. For a newly hired employee, actuarial calculations will take into account the employee's entire career with the employer and also take into consideration the benefits, if any, paid to the employee after termination of employment until the death of the employee and any applicable contingent annuitant. In many cases, actuarial calculations reflect several decades of service with the employer and the payment of benefits after termination.

Key methods and assumptions used in calculating the total OPEB liability in the latest actuarial valuation date of June 30, 2022, are presented below:

**NEW LEXINGTON LOCAL SCHOOL DISTRICT  
PERRY COUNTY**

**NOTES TO THE BASIC FINANCIAL STATEMENTS  
FOR THE FISCAL YEAR ENDED JUNE 30, 2023**

---

**Note 11 - Defined Benefit OPEB Plans (Continued)**

Wage Inflation	2.40 percent
Future Salary Increases, including inflation	3.25 percent to 13.58 percent
Investment Rate of Return	7.00 percent net of investments expense, including inflation
Municipal Bond Index Rate:	
Measurement Date	3.69 percent
Prior Measurement Date	1.92 percent
Single Equivalent Interest Rate, net of plan investment expense, including price inflation	
Measurement Date	4.08 percent
Prior Measurement Date	2.27 percent
Medical Trend Assumption	7.00 - 4.40 percent

Mortality assumptions for healthy retirees is based on PUB-2010 General Employee Amount Weighted Below Median Healthy Retiree mortality table projected to 2017 with ages set forward 1 year and adjusted 94.20% for males and set forward 2 years and adjusted 81.35% for females. Disabled retirees is based on PUB-2010 General Disabled Retiree mortality table projected to 2017 with ages set forward 5 years and adjusted 103.3% for males and set forward 3 years and adjusted 106.8% for females. Contingent survivors is based on PUB-2010 General Amount Weighted Below Median Contingent Survivor mortality table projected to 2017 with ages set forward 1 year and adjusted 105.5% for males and adjusted 122.5% for females.

The long-term expected rate of return on plan assets is reviewed as part of the actuarial five-year experience study. The most recent study covers fiscal years 2016 through 2020, and was adopted by the Board in 2021. Several factors are considered in evaluating the long-term rate of return assumption including long-term historical data, estimates inherent in current market data, and a log-normal distribution analysis in which best-estimate ranges of expected future real rates of return were developed by the investment consultant for each major asset class. These ranges were combined to produce the long-term expected rate of return, 7.00 percent, by weighting the expected future real rates of return by the target asset allocation percentage and then adding expected inflation. The capital market assumptions developed by the investment consultant are intended for use over a 10-year horizon and may not be useful in setting the long-term rate of return for funding pension plans which covers a longer timeframe. The assumption is intended to be a long-term assumption and is not expected to change absent a significant change in the asset allocation, a change in the inflation assumption, or a fundamental change in the market that alters expected returns in future years.

The target asset allocation and best estimates of arithmetic real rates of return for each major asset class are summarized as follows:

**NEW LEXINGTON LOCAL SCHOOL DISTRICT  
PERRY COUNTY**

**NOTES TO THE BASIC FINANCIAL STATEMENTS  
FOR THE FISCAL YEAR ENDED JUNE 30, 2023**

**Note 11 - Defined Benefit OPEB Plans (Continued)**

<u>Asset Class</u>	<u>Target Allocation</u>	<u>Long-Term Expected Real Rate of Return</u>
Cash	2.00 %	(0.45) %
US Equity	24.75	5.37
Non-US Equity Developed	13.50	6.22
Non-US Equity Emerging	6.75	8.22
Fixed Income/Global Bonds	19.00	1.20
Private Equity	11.00	10.05
Real Estate/Real Assets	16.00	4.87
Multi-Asset Strategy	4.00	3.39
Private Debt/Private Credit	3.00	5.38
Total	<u>100.00 %</u>	

**Discount Rate** The discount rate used to measure the total OPEB liability at June 30, 2022 was 4.08%. The discount rate used to measure the total OPEB liability prior to June 30, 2022 was 2.27%. The projection of cash flows used to determine the discount rate assumed that contributions will be made from members and the System at the state statute contribution rate of 1.50% of projected covered employee payroll each year, which includes a 1.50% payroll surcharge and no contributions from the basic pension benefits plan. Based on these assumptions, the OPEB plan's fiduciary net position was projected to become insufficient to make all projected future benefit payments of current System members by SERS actuaries. The Municipal Bond Index Rate is used in the determination of the SEIR for both the June 30, 2022 and the June 30, 2021 total OPEB liability. The Municipal Bond Index rate is the single rate that will generate a present value of benefit payments equal to the sum of the present value determined by the long-term expected rate of return, and the present value determined by discounting those benefits after the date of depletion. The Municipal Bond Index Rate is 3.69% at June 30, 2022 and 1.92% at June 30, 2021.

**Sensitivity of the School District's Proportionate Share of the Net OPEB Liability to Changes in the Discount Rate and Changes in the Health Care Cost Trend Rates** The net OPEB liability is sensitive to changes in the discount rate and the health care cost trend rate. The following table presents the net OPEB liability of SERS, what SERS' net OPEB liability would be if it were calculated using a discount rate that is 1 percentage point lower (3.08%) and higher (5.08%) than the current discount rate (4.08%). Also shown is what SERS' net OPEB liability would be based on health care cost trend rates that are 1 percentage point lower (6.00% decreasing to 3.40%) and higher (8.00% decreasing to 5.40%) than the current rate.

	1% Decrease (3.08%)	Current Discount Rate (4.08%)	1% Increase (5.08%)
School District's proportionate share of the net OPEB liability	\$1,336,492	\$1,076,067	\$865,834



**NEW LEXINGTON LOCAL SCHOOL DISTRICT  
PERRY COUNTY**

**NOTES TO THE BASIC FINANCIAL STATEMENTS  
FOR THE FISCAL YEAR ENDED JUNE 30, 2023**

**Note 11 - Defined Benefit OPEB Plans (Continued)**

	1% Decrease (6.00 % decreasing to 3.40%)	Current Trend Rate (7.00 % decreasing to 4.40%)	1% Increase (8.00 % decreasing to 5.40%)
School District's proportionate share of the net OPEB liability	\$829,841	\$1,076,067	\$1,397,679

***Actuarial Assumptions - STRS***

Key methods and assumptions used in the latest actuarial valuation, reflecting experience study results used in the June 30, 2022, actuarial valuation are presented below:

Projected salary increases	Varies by service from 2.5% to 8.5%
Payroll Increases	3.00 percent
Investment Rate of Return	7.00 percent, net of investment expenses, including inflation
Discount Rate of Return	7.00 percent
Health Care Cost Trends:	
Medical - Pre-Medicare	Initial: 7.50 percent, Ultimate 3.94 percent
Medical - Medicare	Initial: -68.78 percent, Ultimate 3.94 percent
Prescription - Pre-Medicare	Initial: 9.00 percent, Ultimate 3.94 percent
Prescription - Medicare	Initial: -5.47 percent, Ultimate 3.94 percent

For healthy retirees the post-retirement mortality rates are based on the Pub-2010 Teachers Healthy Annuitant Mortality Table, adjusted 110% for males, projected forward generationally using mortality improvement scale MP-2020; pre-retirement mortality rates are based on Pub-2010 Teachers Employee Table adjusted 95% for females, projected forward generationally using mortality improvement scale MP-2020. For disabled retirees, mortality rates are based on the Pub-2010 Teachers Disabled annuitant Table projected forward generally using mortality improvement scale MP-2020.

Actuarial assumptions used in the June 30, 2022, valuation are based on the results of the latest available actuarial experience study for the period July 1, 2015 through June 30, 2021. An actuarial experience study is done on a quinquennial basis.

STRS Ohio's investment consultant develops an estimate range for the investment return assumption based on the target allocation adopted by the Retirement Board. The target allocation and long-term expected rate of return for each major asset class are summarized as follows:

**NEW LEXINGTON LOCAL SCHOOL DISTRICT  
PERRY COUNTY**

**NOTES TO THE BASIC FINANCIAL STATEMENTS  
FOR THE FISCAL YEAR ENDED JUNE 30, 2023**

**Note 11 - Defined Benefit OPEB Plans (Continued)**

<u>Asset Class</u>	<u>Target Allocation*</u>	<u>Long-Term Expected Rate of Return **</u>
Domestic Equity	26.00 %	6.60 %
International Equity	22.00	6.80
Alternatives	19.00	7.38
Fixed Income	22.00	1.75
Real Estate	10.00	5.75
Liquidity Reserves	<u>1.00</u>	1.00
 Total	 <u><u>100.00 %</u></u>	

\* Target allocation percentage is effective as of July 1, 2022. Target weights were phased in over a 3-month period concluding October 1, 2022.

\* 10 year annualized geometric nominal returns, which include the real rate of return and inflation of 2.25 percent and does not include investment expenses. Over a 30-year period, STRS' investment consultant indicates that the above target allocations should generate a return above the actuarial rate of return, without net value added by management.

**Discount Rate** The discount rate used to measure the total OPEB liability/(asset) was 7.00 percent as of June 30, 2022. The projection of cash flows used to determine the discount rate assumes STRS Ohio continues to allocate no employer contributions to the health care fund. Based on these assumptions, the OPEB plan's fiduciary net position was not projected to be sufficient to make all projected future benefit payments of current plan members as of June 30, 2022. Therefore, the long-term expected rate of return on health care plan investments of 7.00 percent was applied to all periods of projected health care costs to determine the total OPEB liability as of June 30, 2022.

**Sensitivity of the School District's Proportionate Share of the Net OPEB (Asset) to Changes in the Discount and Health Care Cost Trend Rate** The following table represents the net OPEB (asset) as of June 30, 2022, calculated using the current period discount rate assumption of 7.00 percent, as well as what the net OPEB (asset) would be if it were calculated using a discount rate that is one percentage point lower (6.00 percent) or one percentage point higher (8.00 percent) than the current assumption. Also shown is the net OPEB (asset) as if it were calculated using health care cost trend rates that are one percentage point lower or one percentage point higher than the current health care cost trend rates.

	<u>1% Decrease (6.00%)</u>	<u>Current Discount Rate (7.00%)</u>	<u>1% Increase (8.00%)</u>
School District's proportionate share of the net OPEB (asset)	(\$1,821,336)	(\$1,970,000)	(\$2,097,590)

**NEW LEXINGTON LOCAL SCHOOL DISTRICT  
PERRY COUNTY**

**NOTES TO THE BASIC FINANCIAL STATEMENTS  
FOR THE FISCAL YEAR ENDED JUNE 30, 2023**

**Note 11 - Defined Benefit OPEB Plans (Continued)**

	1% Decrease	Current Trend Rate	1% Increase
School District's proportionate share of the net OPEB (asset)	(\$2,043,507)	(\$1,970,000)	(\$1,877,516)

**Assumption Changes Since the Prior Measurement Date**

The discount rate remained unchanged at 7.00% for the June 30, 2022 valuation.

**Benefit Term Changes Since the Prior Measurement Date**

Salary increase rates were updated based on the actuarial experience study for the period July 1, 2015 through June 30, 2021 and were changed from age based to service based. Healthcare trends were updated to reflect emerging claims and recoveries experience.

**Note 12 - Debt**

The changes in the School District's long-term debt during fiscal year 2023 were as follows:

	Outstanding June 30, 2022	Additions	Deletions	Outstanding June 30, 2023	Due Within One Year
<b>Governmental Activities</b>					
2021 Lease Purchase Agreement Refunding 2.24%	\$1,692,000	\$0	(\$270,000)	\$1,422,000	\$277,000
2021 Lease Purchase Agreement 2.24%	4,000,000	0	(227,000)	3,773,000	232,000
<i>Total Direct Placement Debt</i>	5,692,000	0	(497,000)	5,195,000	509,000
Total Governmental Activities	\$5,692,000	\$0	(\$497,000)	\$5,195,000	\$509,000

**2021 Lease Purchase Refunding Agreement, Series 2021:** The District entered into a \$1,977,000 lease purchase agreement to refund the previously outstanding 2019 Lease Purchase Refunding Financing Agreement. This lease purchase agreement was issued at an interest rate of 2.24% with final maturity on December 1, 2031. The lease purchase agreement is being retired from the Permanent Improvement other Governmental Fund.

**2021 Lease Purchase Agreement, Series 2021:** The District entered into a \$4,000,000 lease purchase agreement issued at an interest rate of 2.24% with final maturity on December 1, 2036. Proceeds will be used for improvements to District buildings and facilities. The lease purchase agreement is being retired from the Permanent Improvement other Governmental Fund.

**NEW LEXINGTON LOCAL SCHOOL DISTRICT  
PERRY COUNTY**

**NOTES TO THE BASIC FINANCIAL STATEMENTS  
FOR THE FISCAL YEAR ENDED JUNE 30, 2023**

**Note 12 – Debt (Continued)**

The following amortization schedule sets forth the following principal and interest requirements of the School District’s outstanding debt.

<b>Fiscal Year</b>	<b>2021 - Lease Purchase Refunding</b>			<b>2021 - Lease Purchase Agreement</b>		
	<b>Principal</b>	<b>Interest</b>	<b>Total</b>	<b>Principal</b>	<b>Interest</b>	<b>Total</b>
<b>Ended June 30:</b>						
2024	\$277,000	\$28,750	\$305,750	\$232,000	\$81,917	\$313,917
2025	283,000	22,478	305,478	238,000	76,653	314,653
2026	289,000	16,072	305,072	243,000	71,266	314,266
2027	294,000	9,543	303,543	248,000	65,766	313,766
2028	69,000	5,477	74,477	254,000	60,144	314,144
2029-2033	210,000	7,100	217,100	1,358,000	211,816	1,569,816
2034-2037	0	0	0	1,200,000	54,500	1,254,500
<b>Total</b>	<b>\$1,422,000</b>	<b>\$89,420</b>	<b>\$1,511,420</b>	<b>\$3,773,000</b>	<b>\$622,062</b>	<b>\$4,395,062</b>

**Note 13 – Leases**

The School District’s General and Classroom Facilities funds will pay the respective principal and interest payments. Finally, the School District entered into a sixty-three month lease purchase financing agreement with GFC Leasing for the purchase of new copiers paid from the General Fund with the first payment due February 2019.

The School District entered into a lease purchase agreement for three (3) 2021 78 passenger school buses with the first payment made in April 2020.

Lease payments will be paid from the Permanent Improvement Other Governmental Fund. All leases provide the option of purchase at the end of the lease term. The following is a schedule of the future long-term minimum lease payments required under the lease-purchase financing agreement:

<b>Fiscal Year</b>	<b>(3) 2021 - 78 Passenger Buses</b>			<b>Copiers</b>		
	<b>Principal</b>	<b>Interest</b>	<b>Total</b>	<b>Principal</b>	<b>Interest</b>	<b>Total</b>
<b>Ended June 30:</b>						
2024	\$40,516	\$3,628	\$44,144	\$999	\$24	\$1,023
2025	41,691	2,453	44,144	0	0	0
2026	42,895	1,249	44,144	0	0	0
<b>Total</b>	<b>\$125,102</b>	<b>\$7,330</b>	<b>\$132,432</b>	<b>\$999</b>	<b>\$24</b>	<b>\$1,023</b>

**NEW LEXINGTON LOCAL SCHOOL DISTRICT  
PERRY COUNTY**

**NOTES TO THE BASIC FINANCIAL STATEMENTS  
FOR THE FISCAL YEAR ENDED JUNE 30, 2023**

**Note 13 – Leases (Continued)**

<b>Fiscal Year</b>	<b>Building Automation System</b>		
	<b>Principal</b>	<b>Interest</b>	<b>Total</b>
<b>Ended June 30:</b>			
2024	\$62,905	\$6,651	\$69,556
2025	66,722	2,833	69,555
2026	11,508	85	11,593
Total	<u>\$141,135</u>	<u>\$9,569</u>	<u>\$150,704</u>

**Note 14 – Set-Aside Requirements**

The School District is required by State statute to annually set aside, in the General Fund, an amount based on a statutory formula for the acquisition and construction of capital improvements. Amounts not spent by the end of the fiscal year or offset by similarly restricted resources received during the fiscal year must be held in cash at fiscal year end. These amounts must be carried forward and used for the same purposes in future years.

Effective July 1, 2011, the textbook set aside is no longer required and has been removed from existing law. This balance is therefore not presented as being carried forward to future fiscal years. Although the School District had qualifying offsets and disbursements during the fiscal year that reduced the set-aside amount below zero for the capital improvements set aside, this amount may not be used to reduce the set aside requirements of future years. This negative balance is therefore not presented as being carried forward to future fiscal years.

The following cash basis information describes the change in the fiscal year-end set-aside amounts for the capital improvements set aside. Disclosure of this information is required by State statute.

	<u>Capital Improvements</u>
Set-Aside Balance as of June 30, 2022	\$0
Current Year Set-aside Requirement	377,403
Qualifying Disbursements	<u>(546,267)</u>
Total	<u>(\$168,864)</u>
Set-aside Balance Carried Forward to Future Fiscal Years	<u>\$0</u>

**NEW LEXINGTON LOCAL SCHOOL DISTRICT  
PERRY COUNTY**

**NOTES TO THE BASIC FINANCIAL STATEMENTS  
FOR THE FISCAL YEAR ENDED JUNE 30, 2023**

**Note 15 – Significant Commitments**

**A. Encumbrances**

Encumbrances are commitments related to unperformed contracts for goods or services. Encumbrance accounting is utilized to the extent necessary to assure effective budgetary control and accountability and to facilitate effective cash planning and control. At fiscal year-end the amount of encumbrances expected to be honored upon performance by the vendor in the next fiscal year were as follows:

<u>Governmental Funds</u>	
General	\$ 36,955
Building	19,115
Other Governmental Funds	<u>875,174</u>
Total	<u><u>\$ 931,244</u></u>

**B. Contractual Commitments**

<u>Vendor</u>	<u>Description</u>	<u>Amount</u>
Oheil Site Solutions	Stadium Turf Replacement	\$871,514
G&M Construction Co.	Workforce Development Center	940,975
G&M Construction Co.	Middle School Roof/Siding	328,525
G&M Construction Co.	Outdoor Wetland Classroom	111,132
Buckeye Bleacher Repair	Middle School Gym Bleachers	90,400
Bethel Equity Holdings	Land Purchase	380,000

**Note 16 – Contingencies**

**A. Grants**

The School District received financial assistance from Federal and State agencies in the form of grants. The expenditure of funds received under these programs generally requires compliance with terms and conditions specified in the grant agreements and are subject to audit by the grantor agencies. Any disallowed claims resulting from such audits could become a liability. However, in the opinion of management, any such disallowed claims will not have a material adverse effect on the overall financial position of the School at June 30, 2023.

**B. State Foundation Funding**

School District Foundation funding is based on the annualized full-time equivalent (FTE) enrollment of each student. Traditional school districts must comply with minimum hours of instruction, instead of a minimum number of school days each year. The funding formula the Ohio Department of Education (ODE) is legislatively required to follow will continue to adjust as enrollment information is updated by the School District, which can extend past the fiscal year end. As of the date of this report, ODE has not finalized the impact of enrollment adjustments to the June 30, 2023 Foundation funding for the School District; therefore, the financial statement impact is not determinable at this time. ODE and management believe this will result in either a receivable to or liability of the School District.

**NEW LEXINGTON LOCAL SCHOOL DISTRICT  
PERRY COUNTY**

**NOTES TO THE BASIC FINANCIAL STATEMENTS  
FOR THE FISCAL YEAR ENDED JUNE 30, 2023**

---

---

**Note 16 – Contingencies (Continued)**

**C. Litigation**

The School is not involved in any litigation that, in the opinion of management, would have a material effect on the financial statements at June 30, 2023.

**Note 17 - Jointly Governed Organizations**

**A. Coalition of Rural and Appalachian Schools**

The Coalition of Rural and Appalachian Schools (the Coalition) consists of over one hundred school districts in southeastern Ohio. The Coalition is operated by a fourteen member Board which consists of one superintendent from each county elected by the school districts within that county.

The Coalition provides various services for school district administrative personnel; gathers data regarding conditions of education in the region; cooperates with other professional groups to assess and develop programs designed to meet the needs of member districts; and provides staff development programs for school district personnel. The Coalition is not dependent upon the continued participation of the School District and the School District does not maintain an equity interest in or a financial responsibility for the Coalition.

**B. Metropolitan Educational Technology Association (META) Solutions**

The School District is a participant in META Solutions which is a computer consortium that resulted from the mergers between Tri-Rivers Educational Computer Association (TRECA), Metropolitan Educational Council (MEC), Metropolitan Dayton Educational Cooperative Association (MDECA), Southeastern Ohio Valley Voluntary Education Cooperative (SEOVEC), and South Central Ohio Computer Association (SCOCA). META Solutions develops, implements and supports the technology and instructional needs of schools in a cost-effective manner. META Solutions provides instructional, core, technology and purchasing services for its member districts. The Board of Directors consists of the Superintendents from eleven of the member districts. Financial information can be obtained from Dave Varda, who serves as Chief Financial Officer, 100 Executive Drive, Marion, Ohio 43302.

**C. Tri-County Joint Vocational School District**

The Tri-County Joint Vocational School District is a distinct political subdivision of the State of Ohio operated under the direction of a Board consisting of eleven appointed representatives from the eight participating school districts. The Board possesses its own budgeting and taxing authority. Financial information may be obtained by writing to the Treasurer at 15676 State Route 691, Nelsonville, Ohio 45764.

**NEW LEXINGTON LOCAL SCHOOL DISTRICT  
PERRY COUNTY**

**NOTES TO THE BASIC FINANCIAL STATEMENTS  
FOR THE FISCAL YEAR ENDED JUNE 30, 2023**

---

**Note 18 – Public Entity Risk Pools**

**Ohio School Boards Association Workers' Compensation Group Rating Plan**

The School District participates in a group rating plan for workers' compensation as established under Section 4123.29 of the Ohio Revised Code. The Ohio School Boards Association Workers' Compensation Group Rating Plan (Plan) was established through the Ohio School Boards Association (OSBA) as an insurance purchasing pool.

The Plan's business and affairs are conducted by a three member Board of Directors consisting of the President, the President-Elect, and the Immediate Past President of the OSBA. The Executive Director of the OSBA, or his designee, serves as coordinator of the Plan. Each fiscal year, the participants pay an enrollment fee to the Plan to cover the costs of administering the program.



REQUIRED SUPPLEMENTARY INFORMATION

**NEW LEXINGTON LOCAL SCHOOL DISTRICT  
PERRY COUNTY**

**REQUIRED SUPPLEMENTARY INFORMATION**

**SCHEDULE OF THE SCHOOL DISTRICT'S PROPORTIONATE SHARE OF NET PENSION LIABILITY  
SCHOOL EMPLOYEES RETIREMENT SYSTEM OF OHIO  
LAST TEN FISCAL YEARS (1)**

	2022	2021	2020	2019
School District's Proportion of the Net Pension Liability	0.07530680%	0.07711650%	0.07111380%	0.07139410%
School District's Proportionate Share of the Net Pension Liability	\$ 4,073,177	\$ 2,845,375	\$ 4,703,617	\$ 4,271,634
School District's Covered-Employee Payroll	\$ 2,561,347	\$ 2,380,290	\$ 2,530,104	\$ 2,436,111
School District's Proportionate Share of the Net Pension Liability as a Percentage of its Covered-Employee Payroll	159.02%	119.54%	185.91%	175.35%
Plan Fiduciary Net Position as a Percentage of the Total Pension Liability	75.82%	82.86%	68.55%	70.85%

(1) Amounts presented as of the School District's measurement date which is the prior fiscal year.

---



---

2018	2017	2016	2015	2014	2013
0.07733270%	0.07064500%	0.07337230%	0.07194390%	0.069628%	0.069628%
\$ 4,428,987	\$ 4,220,883	\$ 5,370,175	\$ 4,105,189	\$ 3,523,833	\$ 4,140,554
\$ 2,381,630	\$ 2,407,014	\$ 2,275,679	\$ 2,174,629	\$ 2,022,260	\$ 2,635,168
185.96%	175.36%	235.98%	188.78%	174.25%	157.13%
71.36%	69.50%	62.98%	69.16%	71.70%	65.52%

**NEW LEXINGTON LOCAL SCHOOL DISTRICT  
PERRY COUNTY**

**REQUIRED SUPPLEMENTARY INFORMATION**

**SCHEDULE OF THE SCHOOL DISTRICT'S PROPORTIONATE SHARE OF NET PENSION LIABILITY  
STATE TEACHERS RETIREMENT SYSTEM OF OHIO  
LAST TEN FISCAL YEARS (1)**

	2022	2021	2020	2019
School District's Proportion of the Net Pension Liability	0.07608651%	0.07384490%	0.07365225%	0.07331053%
School District's Proportionate Share of the Net Pension Liability	\$ 16,914,127	\$ 9,441,734	\$ 17,821,224	\$ 16,212,183
School District's Covered-Employee Payroll	\$ 9,111,979	\$ 8,888,679	\$ 8,938,164	\$ 8,686,786
School District's Proportionate Share of the Net Pension Liability as a Percentage of its Covered-Employee Payroll	185.63%	106.22%	199.38%	186.63%
Plan Fiduciary Net Position as a Percentage of the Total Pension Liability	78.90%	87.80%	75.50%	77.40%

(1) Amounts presented as of the School District's measurement date which is the prior fiscal year.

---



---

2018	2017	2016	2015	2014	2013
0.07233426%	0.07312404%	0.06900546%	0.06871821%	0.07209645%	0.07209645%
\$ 15,904,680	\$ 17,370,772	\$ 23,098,207	\$ 18,991,703	\$ 17,536,352	\$ 20,889,187
\$ 8,290,021	\$ 8,148,793	\$ 7,477,564	\$ 7,353,515	\$ 7,623,498	\$ 7,071,536
191.85%	213.17%	308.90%	258.27%	230.03%	295.40%
77.30%	75.30%	66.80%	72.10%	74.70%	69.30%

**NEW LEXINGTON LOCAL SCHOOL DISTRICT  
PERRY COUNTY**

**REQUIRED SUPPLEMENTARY INFORMATION  
SCHEDULE OF SCHOOL DISTRICT PENSION CONTRIBUTIONS  
SCHOOL EMPLOYEES RETIREMENT SYSTEM OF OHIO  
LAST TEN FISCAL YEARS**

	<u>2023</u>	<u>2022</u>	<u>2021</u>	<u>2020</u>
Contractually Required Contribution	\$ 379,779	\$ 359,357	\$ 336,573	\$ 339,540
Contributions in Relation to the Contractually Required Contribution	<u>(379,779)</u>	<u>(359,357)</u>	<u>(336,573)</u>	<u>(339,540)</u>
Contribution Deficiency (Excess)	<u>\$0</u>	<u>\$0</u>	<u>\$0</u>	<u>\$0</u>
School District Covered-Employee Payroll	\$ 2,706,907	\$ 2,561,347	\$ 2,380,290	\$ 2,530,104
Contributions as a Percentage of Covered-Employee Payroll	14.03%	14.03%	14.14%	13.42%

2019	2018	2017	2016	2015	2014
\$ 328,875	\$ 321,520	\$ 336,982	\$ 318,595	\$ 286,616	\$ 283,116
(328,875)	(321,520)	(336,982)	(318,595)	(286,616)	(283,116)
\$0	\$0	\$0	\$0	\$0	\$0
\$ 2,436,111	\$ 2,381,630	\$ 2,407,014	\$ 2,275,679	\$ 2,174,629	\$ 2,022,260
13.50%	13.50%	14.00%	14.00%	13.18%	14.00%

**NEW LEXINGTON LOCAL SCHOOL DISTRICT  
PERRY COUNTY**

**REQUIRED SUPPLEMENTARY INFORMATION  
SCHEDULE OF SCHOOL DISTRICT PENSION CONTRIBUTIONS  
STATE TEACHERS RETIREMENT SYSTEM OF OHIO  
LAST TEN FISCAL YEARS**

---

	2023	2022	2021	2020
Contractually Required Contribution	\$ 1,384,825	\$ 1,275,677	\$ 1,244,415	\$ 1,251,343
Contributions in Relation to the Contractually Required Contribution	(1,384,825)	(1,275,677)	(1,244,415)	(1,251,343)
Contribution Deficiency (Excess)	\$0	\$0	\$0	\$0
School District Covered-Employee Payroll	\$ 9,891,607	\$ 9,111,979	\$ 8,888,679	\$ 8,938,164
Contributions as a Percentage of Covered-Employee Payroll	14.00%	14.00%	14.00%	14.00%



---



---

<u>2019</u>	<u>2018</u>	<u>2017</u>	<u>2016</u>	<u>2015</u>	<u>2014</u>
\$ 1,216,150	\$ 1,160,603	\$ 1,140,831	\$ 1,046,859	\$ 1,029,492	\$ 991,055
<u>(1,216,150)</u>	<u>(1,160,603)</u>	<u>(1,140,831)</u>	<u>(1,046,859)</u>	<u>(1,029,492)</u>	<u>(991,055)</u>
<u>\$0</u>	<u>\$0</u>	<u>\$0</u>	<u>\$0</u>	<u>\$0</u>	<u>\$0</u>
\$ 8,686,786	\$ 8,290,021	\$ 8,148,793	\$ 7,477,564	\$ 7,353,515	\$ 7,623,498
14.00%	14.00%	14.00%	14.00%	14.00%	13.00%

**NEW LEXINGTON LOCAL SCHOOL DISTRICT  
PERRY COUNTY**

**REQUIRED SUPPLEMENTARY INFORMATION**

**SCHEDULE OF THE SCHOOL DISTRICT'S PROPORTIONATE SHARE OF THE NET OPEB LIABILITY  
SCHOOL EMPLOYEES RETIREMENT SYSTEM OF OHIO  
LAST SEVEN FISCAL YEARS (1)(2)**

	2022	2021	2020
School District's Proportion of the Net Other Postemployment Benefit Lia	0.07664240%	0.07664800%	0.07041160%
School District's Proportionate Share of the Net Other Postemployment Benefit Liability	\$ 1,076,067	\$ 1,450,626	\$ 1,530,275
School District's Covered-Employee Payroll	\$ 2,561,347	\$ 2,380,290	\$ 2,530,104
School District's Proportionate Share of the Net Other Postemployment Benefit Liability as a Percentage of its Covered-Employee Payroll	42.01%	60.94%	60.48%
Plan Fiduciary Net Position as a Percentage of the Total Other Postemployment Benefit Liability	37.60%	54.87%	68.55%

(1) Information will be for 10 years, as they become available.

(2) Amounts presented as of the School District's measurement date which is the prior fiscal year.

---



---

	2019	2018	2017	2016
	0.07029460%	0.07726380%	0.07121680%	0.05327586%
\$	1,767,761	\$ 2,143,507	\$ 1,911,272	\$ 1,518,559
\$	2,436,111	\$ 2,381,630	\$ 2,407,014	\$ 2,275,679
	72.56%	90.00%	79.40%	66.73%
	72.63%	83.25%	81.25%	97.20%

**NEW LEXINGTON LOCAL SCHOOL DISTRICT  
PERRY COUNTY**

**REQUIRED SUPPLEMENTARY INFORMATION**

**SCHEDULE OF THE SCHOOL DISTRICT'S PROPORTIONATE SHARE OF THE NET OPEB LIABILITY/(ASSET)  
STATE TEACHERS RETIREMENT SYSTEM OF OHIO  
LAST SEVEN FISCAL YEARS (1)(2)**

	2022	2021	2020
School District's Proportion of the Net Other Postemployment Benefit Liability/(Asset)	0.07608651%	0.07384490%	0.07365223%
School District's Proportionate Share of the Net Other Postemployment Benefit Liability/(Asset)	\$ (1,970,000)	\$ (1,557,000)	\$ (1,294,000)
School District's Covered-Employee Payroll	\$ 9,111,979	\$ 8,888,679	\$ 8,938,164
School District's Proportionate Share of the Net Other Postemployment Benefit Liability/(Asset) as a Percentage of its Covered-Employee Payroll	21.62%	17.52%	14.48%
Plan Fiduciary Net Position as a Percentage of the Total Other Postemployment Benefit Liability/(Asset)	230.70%	174.70%	182.10%

(1) Information will be for 10 years, as they become available.

(2) Amounts presented as of the School District's measurement date which is the prior fiscal year.

---



---

2019	2018	2017	2016
0.07331053%	0.07233426%	0.07312404%	0.06900546%
\$ (1,214,000)	\$ (1,612,000)	\$ 2,853,030	\$ 3,690,430
\$ 8,686,786	\$ 8,290,021	\$ 8,148,793	\$ 7,477,564
13.98%	19.45%	35.01%	49.35%
174.70%	176.00%	47.10%	37.30%

**NEW LEXINGTON LOCAL SCHOOL DISTRICT  
PERRY COUNTY**

**REQUIRED SUPPLEMENTARY INFORMATION  
SCHEDULE OF SCHOOL DISTRICT OPEB CONTRIBUTIONS  
SCHOOL EMPLOYEES RETIREMENT SYSTEM OF OHIO  
LAST NINE FISCAL YEARS (1)**

---



---

	2023	2022	2021	2020
Contractually Required Contribution	\$ 63,967	\$ 51,438	\$ 43,194	\$ 32,364
Contributions in Relation to the Contractually Required Contribution	(63,967)	(51,438)	(43,194)	(32,364)
Contribution Deficiency (Excess)	\$0	\$0	\$0	\$0
School District Covered-Employee Payroll	\$ 2,706,907	\$ 2,561,347	\$ 2,380,290	\$ 2,530,104
Contributions as a Percentage of Covered-Employee Payroll	2.36%	2.01%	1.81%	1.28%

(1) Information will be for 10 years, as they become available.

---



---

<u>2019</u>	<u>2018</u>	<u>2017</u>	<u>2016</u>	<u>2015</u>
\$ 45,008	\$ 49,971	\$ 36,149	\$ 49,397	\$ 52,441
<u>(45,008)</u>	<u>(49,971)</u>	<u>(36,149)</u>	<u>(49,397)</u>	<u>(52,441)</u>
<u>\$0</u>	<u>\$0</u>	<u>\$0</u>	<u>\$0</u>	<u>\$0</u>
\$ 2,436,111	\$ 2,381,630	\$ 2,407,014	\$ 2,275,679	\$ 2,174,629
1.85%	2.10%	1.50%	2.17%	2.41%

**NEW LEXINGTON LOCAL SCHOOL DISTRICT  
PERRY COUNTY**

**REQUIRED SUPPLEMENTARY INFORMATION  
SCHEDULE OF SCHOOL DISTRICT OPEB CONTRIBUTIONS  
STATE TEACHERS RETIREMENT SYSTEM OF OHIO  
LAST NINE FISCAL YEARS (1)**

---



---

	2023	2022	2021	2020
Contractually Required Contribution	\$0	\$0	\$0	\$0
Contributions in Relation to the Contractually Required Contribution	0	0	0	0
Contribution Deficiency (Excess)	\$0	\$0	\$0	\$0
School District Covered-Employee Payroll	\$ 9,891,607	\$ 9,111,979	\$ 8,888,679	\$ 8,938,164
Contributions as a Percentage of Covered-Employee Payroll	0.00%	0.00%	0.00%	0.00%

(1) Information will be for 10 years, as they become available.



---



---

<u>2019</u>	<u>2018</u>	<u>2017</u>	<u>2016</u>	<u>2015</u>
\$0	\$0	\$0	\$0	\$0
<u>0</u>	<u>0</u>	<u>0</u>	<u>0</u>	<u>0</u>
<u>\$0</u>	<u>\$0</u>	<u>\$0</u>	<u>\$0</u>	<u>\$0</u>
\$ 8,686,786	\$ 8,290,021	\$ 8,148,793	\$ 7,477,564	\$ 7,353,515
0.00%	0.00%	0.00%	0.00%	0.00%

**NEW LEXINGTON LOCAL SCHOOL DISTRICT  
PERRY COUNTY**

NOTES TO THE REQUIRED SUPPLEMENTARY INFORMATION  
FOR THE FISCAL YEAR ENDED JUNE 30, 2023

**SCHOOL EMPLOYEES RETIREMENT SYSTEM (SERS) OF OHIO - NET PENSION LIABILITY**

*Changes of Benefit Terms* : No changes in benefit terms were implemented for fiscal year 2022. With the authority granted to the Board under SB 8, the Board enacted a three-year COLA delay for future benefit recipients commencing on or after April 1, 2018. The COLA was changed from a fixed 3.00% to a COLA that is indexed to CPI-W not greater than 2.50% with a floor of 0.0% beginning January 1, 2018. In addition, with the authority granted to the Board under HB 49, the Board enacted a three-year COLA suspension for benefit recipients in calendar years 2018, 2019, and 2020.

*Changes of Assumptions in the following June 30th actuarial valuations:*

2022: Cost-of-Living-Adjustments was increased from 2.00% to 2.50%.

2021: Assumed rate of inflation was reduced from 3.00% to 2.40%, payroll growth assumption was reduced from 3.50% to 1.75%, assumed real wage growth was increased from 0.50% to 0.85%, cost-of-living-adjustments was reduced from 2.50% to 2.00%, the discount rate was reduced from 7.50% to 7.00%, rates of withdrawal, compensation, participation, spouse coverage assumption, retirement, and disability were updated to reflect recent experience, and mortality rates among active members, service retirees, and beneficiaries, and disabled members were updated.

2016: Assumed rate of inflation was reduced from 3.25% to 3.00%, payroll growth assumption was reduced from 4.00% to 3.50%, assumed real wage growth was reduced from 0.75% to 0.50%, rates of withdrawal, compensation, participation, spouse coverage assumption, retirement, and disability were updated to reflect recent experience, and mortality rates among active members, service retirees, and beneficiaries, and disabled members were updated.

**STATE TEACHERS RETIREMENT SYSTEM (STRS) OF OHIO- NET PENSION LIABILITY**

*Changes in Benefit Terms*: There were no changes in benefit terms from the amounts reported for fiscal years 2014 - 2022.

*Changes in Assumptions*: There were no changes in methods and assumptions used in the calculation of actuarial determined contributions for fiscal years 2014 - 2022. See the notes to the basic financials for the methods and assumptions in this calculation.

*Method and assumptions used in calculation of actuarial determined contributions* : The following actuarial methods and assumptions were used to determine contribution rates reported in that schedule:

Valuation Date	June 30, 2022	June 30, 2021
Actuarial Cost Method	Entry Age Normal	Entry Age Normal
Investment Rate of Return, Net of Investment Expense, Including Inflation	7.00%	7.00%
Projected Salary Increases	Varies by service from 2.5% to 8.5%	12.50% at Age 20 to 2.50% at Age 65
Projected Payroll Growth	3.00%	3.00%
Inflation Assumption	2.50%	2.50%
Cost-of-living adjustments	None	None

**SCHOOL EMPLOYEES RETIREMENT SYSTEM (SERS) OF OHIO - NET OPEB LIABILITY**

*Changes of Benefit and Funding Terms* : No changes of benefit or funding terms were implemented in fiscal year 2022.

*Changes of Assumptions in the following June 30th actuarial valuations:*

2022: Discount rate changed from 2.27% to 4.08% and health care trend rates were updated.

2021: Discount rate changed from 2.63% to 2.27%, investment rate of return was reduced from 7.50% to 7.00%, assumed rate of inflation was reduced from 3.00% to 2.40%, payroll growth assumption was reduced from 3.50% to 1.75%, assumed real wage growth was increased from 0.50% to 0.85%, rates of withdrawal, compensation, participation, spouse coverage assumption, retirement, and disability were updated to reflect recent experience, and mortality rates among active members, service retirees, and beneficiaries, and disabled members were updated.

2016: Assumed rate of inflation was reduced from 3.25% to 3.00%, payroll growth assumption was reduced from 4.00% to 3.50%, assumed real wage growth was reduced from 0.75% to 0.50%, rates of withdrawal, compensation, participation, spouse coverage assumption, retirement, and disability were updated to reflect recent experience, and mortality rates among active members, service retirees, and beneficiaries, and disabled members were updated.

**STATE TEACHERS RETIREMENT SYSTEM (STRS) OF OHIO- NET OPEB (ASSET)**

*Method and Assumptions Used in Calculation of Actuarial Determined Contributions* : The following actuarial methods and assumptions were used to determine contribution rates reported in that schedule:

Valuation Date	June 30, 2022	June 30, 2021
Measurement Date	June 30, 2022	June 30, 2021
Amortization Method	Level percentage of payroll	Level percentage of payroll
Actuarial Cost Method	Entry age normal	Entry age normal
Discount Rate	7.00%	7.00%
Projected Salary Increases	Varies by service from 2.5% to 8.5%	12.50% at Age 20 to 2.50% at Age 65
Payroll Increases	3.00%	3.00%
Trend Rates	-68.18%-5.47% initial; 3.94% ultimate	-16.18%-29.98% initial; 4.00% ultimate

**NEW LEXINGTON LOCAL SCHOOL DISTRICT  
PERRY COUNTY**

**SCHEDULE OF EXPENDITURES OF FEDERAL AWARDS  
FOR THE FISCAL YEAR ENDED JUNE 30, 2023**

<b>FEDERAL GRANTOR Pass Through Grantor Program / Cluster Title</b>	<b>Federal AL Number</b>	<b>Pass Through Entity Identifying Number</b>	<b>Total Federal Expenditures</b>
<b>U.S. DEPARTMENT OF AGRICULTURE</b>			
<i>Passed Through Ohio Department of Education:</i>			
Child Nutrition Cluster:			
Non-Cash Assistance (Food Distribution):			
School Breakfast Program	10.553	N/A	\$ 33,576
National School Lunch Program	10.555	N/A	62,356
Non-Cash Assistance (Food Distribution) Subtotal			<u>95,932</u>
Cash Assistance:			
School Breakfast Program	10.553	N/A	453,558
COVID-19 National School Lunch Program	10.555	N/A	50,115
National School Lunch Program	10.555	N/A	821,606
Cash Assistance Subtotal			<u>1,325,279</u>
Total Child Nutrition Cluster:			<u>1,421,211</u>
<b>Total U.S. Department of Agriculture</b>			<b><u>1,421,211</u></b>
<b>U.S. DEPARTMENT OF EDUCATION</b>			
<i>Passed Through Ohio Department of Education:</i>			
Title I Grants to Local Educational Agencies:			
Title I	84.010	N/A	805,855
Title I-D	84.010	N/A	8,461
School Quality Improvement	84.010	N/A	171,590
Expanding Opportunities	84.010	N/A	53,165
Total Title I Grants to Local Educational Agencies			<u>1,039,071</u>
Special Education Cluster:			
Special Education Grants to States	84.027	N/A	345,039
COVID-19 Special Education Grants to States	84.027	N/A	64,074
Total Special Education Cluster			<u>409,113</u>
Twenty-First Century Community Learning Centers	84.287	N/A	350,870
Rural Education	84.358	N/A	47,938
Supportive Effective Instruction State Grant	84.367	N/A	145,874
Comprehensive Literacy Development	84.371	N/A	298,652
Student Support and Academic Enrichment Program	84.424	N/A	60,531
COVID-19 Elementary and Secondary School Relief Fund - ESSER II	84.425D	N/A	732,932
COVID-19 Elementary and Secondary School Relief Fund - ARP ESSER	84.425U	N/A	1,981,576
Total Elementary and Secondary School Emergency Relief Fund			<u>2,714,508</u>
<b>Total U.S. Department of Education</b>			<b><u>5,066,557</u></b>
<b>U.S. DEPARTMENT OF THE TREASURY</b>			
<i>Passed Through Ohio Department of Budget and Management:</i>			
COVID-19 Coronavirus State and Local Fiscal Recovery Funds	21.027	N/A	156,145
<b>Total U.S. Department of the Treasury</b>			<b><u>156,145</u></b>
<b>Total Expenditures of Federal Awards</b>			<b><u>\$ 6,643,913</u></b>

*The accompanying notes are an integral part of this schedule.*

**NEW LEXINGTON LOCAL SCHOOL DISTRICT  
PERRY COUNTY**

**NOTES TO THE SCHEDULE OF RECEIPTS AND EXPENDITURES OF FEDERAL AWARDS  
2 CFR § 200.510(b)(6)  
FOR THE FISCAL YEAR ENDED JUNE 30, 2023**

**NOTE A – BASIS OF PRESENTATION**

The accompanying Schedule of Receipts and Expenditures of Federal Awards (the Schedule) includes the federal award activity of the School District under programs of the federal government for the year ended June 30, 2023. The information on this Schedule is prepared in accordance with the requirements of Title 2 U.S. Code of Federal Regulations Part 200, *Uniform Administrative Requirements, Cost Principles, and Audit Requirements for Federal Awards* (Uniform Guidance). Because the Schedule presents only a selected portion of the operations of the School District, it is not intended to and does not present the financial position, changes in net position, or cash flows of the School District.

**NOTE B – SUMMARY OF SIGNIFICANT ACCOUNTING POLICIES**

Receipts and expenditures reported on the Schedule are reported on the cash basis of accounting. Such expenditures are recognized following the cost principles contained in Title 2 U.S. Code of Federal Regulations Part 200, *Uniform Administrative Requirements, Cost Principles, and Audit Requirements for Federal Awards*, wherein certain types of expenditures may or may not be allowable or may be limited as to reimbursement.

**NOTE C – INDIRECT COST RATE**

The School District has elected not to use the 10-percent de minimis indirect cost rate as allowed under the Uniform Guidance.

**NOTE D – CHILD NUTRITION CLUSTER**

The School District commingles cash receipts from the U.S. Department of Agriculture with similar State grants. When reporting expenditures on this Schedule, the School District assumes it expends federal monies first.

**NOTE E – FOOD DONATION PROGRAM**

The School District reports commodities consumed on the Schedule at the fair value. The School District allocated donated food commodities to the respective program that benefitted from the use of those donated food commodities.

**INDEPENDENT AUDITOR'S REPORT ON INTERNAL CONTROL OVER  
FINANCIAL REPORTING AND ON COMPLIANCE AND OTHER MATTERS  
REQUIRED BY *GOVERNMENT AUDITING STANDARDS***

New Lexington Local School District  
Perry County  
2549 Panther Drive  
New Lexington, Ohio 43764

To the Board of Education:

We have audited, in accordance with auditing standards generally accepted in the United States of America and the standards applicable to financial audits contained in *Government Auditing Standards* issued by the Comptroller General of the United States, the financial statements of the New Lexington Local School District, Perry County, (the School District) as of and for the fiscal year ended June 30, 2023, and the related notes to the financial statements, which collectively comprise the School District's basic financial statements and have issued our report thereon dated November 15, 2023.

***Report on Internal Control Over Financial Reporting***

In planning and performing our audit of the financial statements, we considered the School District's internal control over financial reporting (internal control) as a basis for designing audit procedures that are appropriate in the circumstances for the purposes of expressing our opinion on the financial statements, but not for the purpose of expressing an opinion on the effectiveness of the School District's internal control. Accordingly, we do not express an opinion on the effectiveness of the School District's internal control.

A *deficiency in internal control* exists when the design or operation of a control does not allow management or employees, in the normal course of performing their assigned functions, to prevent, or detect and correct misstatements on a timely basis. A *material weakness* is a deficiency, or a combination of deficiencies, in internal control, such that there is a reasonable possibility that a material misstatement of the School District's financial statements will not be prevented, or detected and corrected, on a timely basis. A *significant deficiency* is a deficiency, or a combination of deficiencies, in internal control that is less severe than a material weakness, yet important enough to merit attention by those charged with governance.

Our consideration of internal control was for the limited purpose described in the first paragraph of this section and was not designed to identify all deficiencies in internal control that might be material weaknesses or significant deficiencies. Given these limitations, during our audit we did not identify any deficiencies in internal control that we consider to be material weaknesses. However, material weaknesses or significant deficiencies may exist that were not identified.

***Report on Compliance and Other Matters***

As part of obtaining reasonable assurance about whether the School District's financial statements are free from material misstatement, we performed tests of its compliance with certain provisions of laws, regulations, contracts, and grant agreements, noncompliance with which could have a direct and material effect on the financial statements. However, providing an opinion on compliance with those provisions was not an objective of our audit and accordingly, we do not express such an opinion. The results of our tests disclosed an instance of noncompliance or other matters that are required to be reported under *Government Auditing Standards* and which is described in the accompanying schedule of findings as item 2023-001.

***School District's Response to Findings***

*Government Auditing Standards* requires the auditor to perform limited procedures on the School District's response to the finding identified in our audit and described in the accompanying corrective action plan. The School District's response was not subjected to the other auditing procedures applied in the audit of the financial statements and, accordingly, we express no opinion on the response.

***Purpose of This Report***

The purpose of this report is solely to describe the scope of our testing of internal control and compliance and the results of that testing, and not to provide an opinion on the effectiveness of the School District's internal control or on compliance. This report is an integral part of an audit performed in accordance with *Government Auditing Standards* in considering the School District's internal control and compliance. Accordingly, this communication is not suitable for any other purpose.

*Wilson, Shannon E Snow, Inc.*

Newark, Ohio  
November 15, 2023

**INDEPENDENT AUDITOR'S REPORT ON COMPLIANCE WITH REQUIREMENTS  
APPLICABLE TO EACH MAJOR FEDERAL PROGRAM AND ON INTERNAL CONTROL OVER  
COMPLIANCE REQUIRED BY THE UNIFORM GUIDANCE**

New Lexington Local School District  
Perry County  
2549 Panther Drive  
New Lexington, Ohio 43764

To the Board of Education:

**Report on Compliance for Each Major Federal Program**

***Opinion on Each Major Federal Program***

We have audited New Lexington Local School District's (the School District) compliance with the types of compliance requirements identified as subject to audit in the U.S. Office of Management and Budget (OMB) *Compliance Supplement* that could have a direct and material effect on the School District's major federal programs for the fiscal year ended June 30, 2023. The School District's major federal programs are identified in the *Summary of Auditor's Results* section of the accompanying schedule of findings.

In our opinion, the New Lexington Local School District complied, in all material respects, with the compliance requirements referred to above that could have a direct and material effect on each major federal program for the fiscal year ended June 30, 2023.

***Basis for Opinion on Each Major Federal Program***

We conducted our audit of compliance in accordance with auditing standards generally accepted in the United States of America (GAAS); the standards applicable to financial audits contained in *Government Auditing Standards* issued by the Comptroller General of the United States (*Government Auditing Standards*); and the audit requirements of Title 2 U.S. *Code of Federal Regulations* Part 200, *Uniform Administrative Requirements, Cost Principles, and Audit Requirements for Federal Awards* (Uniform Guidance). Our responsibilities under those standards and the Uniform Guidance are further described in the *Auditor's Responsibilities for the Audit of Compliance* section of our report.

We are required to be independent of the School District and to meet our other ethical responsibilities, in accordance with relevant ethical requirements relating to our audit. We believe that the audit evidence we have obtained is sufficient and appropriate to provide a basis for our opinion on compliance for the major federal program. Our audit does not provide a legal determination of the School District's compliance with the compliance requirements referred to above.

***Responsibilities of Management for Compliance***

The School District's Management is responsible for compliance with the requirements referred to above and for the design, implementation, and maintenance of effective internal control over compliance with the requirements of laws, statutes, regulations, rules, and provisions of contracts or grant agreements applicable to the School District's federal programs.

### ***Auditor's Responsibilities for the Audit of Compliance***

Our objectives are to obtain reasonable assurance about whether material noncompliance with the compliance requirements referred to above occurred, whether due to fraud or error, and express an opinion on the School District's compliance based on our audit. Reasonable assurance is a high level of assurance but is not absolute assurance and therefore is not a guarantee that an audit conducted in accordance with GAAS, *Government Auditing Standards*, and the Uniform Guidance will always detect material noncompliance when it exists. The risk of not detecting material noncompliance resulting from fraud is higher than for that resulting from error, as fraud may involve collusion, forgery, intentional omissions, misrepresentations, or the override of internal control. Noncompliance with the compliance requirements referred to above is considered material if there is a substantial likelihood that, individually or in the aggregate, it would influence the judgment made by a reasonable user of the report on compliance about the School District's compliance with the requirements of the major federal program as a whole.

In performing an audit in accordance with GAAS, *Government Auditing Standards*, and the Uniform Guidance, we:

- exercise professional judgment and maintain professional skepticism throughout the audit.
- identify and assess the risks of material noncompliance, whether due to fraud or error, and design and perform audit procedures responsive to those risks. Such procedures include examining, on a test basis, evidence regarding the School District's compliance with the compliance requirements referred to above and performing such other procedures as we considered necessary in the circumstances.
- obtain an understanding of the School District's internal control over compliance relevant to the audit in order to design audit procedures that are appropriate in the circumstances and to test and report on internal control over compliance in accordance with the Uniform Guidance, but not for the purpose of expressing an opinion on the effectiveness of the School District's internal control over compliance. Accordingly, no such opinion is expressed.

We are required to communicate with those charged with governance regarding, among other matters, the planned scope and timing of the audit and any significant deficiencies and material weaknesses in internal control over compliance that we identified during the audit.

### **Report on Internal Control Over Compliance**

*A deficiency in internal control over compliance* exists when the design or operation of a control over compliance does not allow management or employees, in the normal course of performing their assigned functions, to prevent, or detect and correct, noncompliance with a type of compliance requirement of a federal program on a timely basis. *A material weakness in internal control over compliance* is a deficiency, or combination of deficiencies, in internal control over compliance, such that there is a reasonable possibility that material noncompliance with a type of compliance requirement of a federal program will not be prevented, or detected and corrected, on a timely basis. *A significant deficiency in internal control over compliance* is a deficiency, or a combination of deficiencies, in internal control over compliance with a type of compliance requirement of a federal program that is less severe than a material weakness in internal control over compliance, yet important enough to merit attention by those charged with governance.




New Lexington Local School District  
Perry County  
Independent Auditor's Report on Compliance with Requirements  
Applicable to Each Major Federal Program and on Internal Control  
Over Compliance Required by the Uniform Guidance  
Page 3

Our consideration of internal control over compliance was for the limited purpose described in the *Auditor's Responsibilities for the Audit of Compliance* section above and was not designed to identify all deficiencies in internal control over compliance that might be material weaknesses or significant deficiencies in internal control over compliance. Given these limitations, during our audit we did not identify any deficiencies in internal control over compliance that we consider to be material weaknesses, as defined above. However, material weaknesses or significant deficiencies in internal control over compliance may exist that were not identified.

Our audit was not designed for the purpose of expressing an opinion on the effectiveness of internal control over compliance. Accordingly, no such opinion is expressed.

The purpose of this report on internal control over compliance is solely to describe the scope of our testing of internal control over compliance and the results of this testing based on the requirements of the Uniform Guidance. Accordingly, this report is not suitable for any other purpose.



Newark, Ohio  
November 15, 2023

**NEW LEXINGTON LOCAL SCHOOL DISTRICT  
PERRY COUNTY**

**SCHEDULE OF FINDINGS  
2 CFR § 200.515  
JUNE 30, 2023**

**1. SUMMARY OF AUDITOR'S RESULTS**

<i>(d)(1)(i)</i>	<b>Type of Financial Statement Opinion</b>	Unmodified
<i>(d)(1)(ii)</i>	<b>Were there any material weaknesses in internal control reported at the financial statement level (GAGAS)?</b>	No
<i>(d)(1)(ii)</i>	<b>Were there any significant deficiencies in internal control reported at the financial statement level (GAGAS)?</b>	No
<i>(d)(1)(iii)</i>	<b>Was there any reported material noncompliance at the financial statement level (GAGAS)?</b>	Yes
<i>(d)(1)(iv)</i>	<b>Were there any material weaknesses in internal control reported for major federal programs?</b>	No
<i>(d)(1)(iv)</i>	<b>Were there any significant deficiencies in internal control reported for major federal programs?</b>	No
<i>(d)(1)(v)</i>	<b>Type of Major Programs' Compliance Opinion</b>	Unmodified
<i>(d)(1)(vi)</i>	<b>Are there any reportable findings under 2 CFR § 200.516(a)?</b>	No
<i>(d)(1)(vii)</i>	<b>Major Programs (list):</b>	Title I - #84.010 Elementary and Secondary School Emergency Relief Fund - #84.425D & 84.425U
<i>(d)(1)(viii)</i>	<b>Dollar Threshold: Type A\B Programs</b>	Type A: > \$750,000 Type B: all others
<i>(d)(1)(ix)</i>	<b>Low Risk Auditee under 2 CFR §200.520?</b>	No

**2. FINDINGS RELATED TO THE FINANCIAL STATEMENTS  
REQUIRED TO BE REPORTED IN ACCORDANCE WITH GAGAS**

**FINDING NUMBER 2023-001**

**Noncompliance**

Ohio Rev. Code §117.38 provides that each public office shall file a financial report for each fiscal year. The Auditor of State may prescribe forms by rule or may issue guidelines, or both, for such reports. If the Auditor of State has not prescribed a rule regarding the form for the report, the public office shall submit its report on the form utilized by the public office.

Ohio Admin. Code § 117-2-03(B), which further clarifies the requirements of Ohio Rev. Code § 117.38, requires the School District to file annual financial reports which are prepared using generally accepted accounting principles (GAAP).

**NEW LEXINGTON LOCAL SCHOOL DISTRICT  
PERRY COUNTY**

**SCHEDULE OF FINDINGS  
2 CFR § 200.515  
JUNE 30, 2023**

<b>2. FINDINGS RELATED TO THE FINANCIAL STATEMENTS REQUIRED TO BE REPORTED IN ACCORDANCE WITH GAGAS</b>
---

**FINDING NUMBER 2023-001 (Continued)**

**Noncompliance (Continued)**

The School District prepared financial statements that, although formatted similar to financial statements prescribed by the Governmental Accounting Standards Board, report on the cash basis of accounting, rather than GAAP. The accompanying financial statements and notes omit certain assets, liabilities, deferred inflows/outflows of resources, fund equities/net position, and disclosures that, while presumed material, cannot be determined at this time.

Pursuant to Ohio Rev. Code § 117.38 the School District may be fined and subject to various other administrative remedies for its failure to file the required financial report. Failure to report on a GAAP basis compromises the School District's ability to evaluate and monitor the overall financial condition of the School District. To help provide the users with more meaningful financial statements, the School District should prepare its annual financial statements according to generally accepted accounting principles.

**Officials' Response:** See Corrective Action Plan.

<b>3. FINDINGS FOR FEDERAL AWARDS</b>
---------------------------------------

None.

# NEW LEXINGTON SCHOOLS

2549 Panther Drive  
New Lexington, Ohio 43764  
740-342-4133 Fax: 740-342-6051



*Casey Coffey, Superintendent*

*David Rupe, Treasurer*

**SUMMARY SCHEDULE OF PRIOR AUDIT FINDINGS**  
**2 CFR 200.SII(b)**  
**June 30, 2023**

<b>Finding Number</b>	<b>Finding Summary</b>	<b>Status</b>	<b>Additional Information</b>
2022-001	A noncompliance citation was issued under Ohio Rev. Code 117.38 and Ohio Admin. Code 117-2-03(B) for not preparing the annual financial report pursuant to generally accepted accounting principles. No information is available regarding the initial fiscal year of this finding as the District has no past record of preparing its annual financial report pursuant to generally accepted accounting procedures.	Not Corrected	The School District will continue to prepare financial statements in accordance with the GASB 34 format on the cash basis of accounting and not in accordance with GAAP.

### MISSION STATEMENT

The mission of the New Lexington School District is to promote the highest level of educational achievement, maximizing all students' potential, while challenging them to become life-long learners and socially responsible citizens.

# NEW LEXINGTON SCHOOLS

2549 Panther Drive  
New Lexington, Ohio 43764  
740-342-4133 Fax: 740-342-6051



*Casey Coffey, Superintendent*

*David Rupe, Treasurer*

**CORRECTIVE ACTION PLAN**  
**2 CFR § 200.511(c)**  
**June 30, 2023**

<b>Finding Number</b>	<b>Planned Corrective Action</b>	<b>Anticipated Completion Date</b>	<b>Responsible Contact Person</b>
2023-001	The School District will continue to prepare financial statements in accordance with GASB 34 format on the cash basis of accounting and not in accordance with GAAP		David Rupe, Treasurer

### **MISSION STATEMENT**

The mission of the New Lexington School District is to promote the highest level of educational achievement, maximizing all students' potential, while challenging them to become life-long learners and socially responsible citizens.

**This page intentionally left blank.**

# OHIO AUDITOR OF STATE KEITH FABER



**NEW LEXINGTON LOCAL SCHOOL DISTRICT**

**PERRY COUNTY**

**AUDITOR OF STATE OF OHIO CERTIFICATION**

This is a true and correct copy of the report, which is required to be filed pursuant to Section 117.26, Revised Code, and which is filed in the Office of the Ohio Auditor of State in Columbus, Ohio.



**Certified for Release 1/9/2024**

88 East Broad Street, Columbus, Ohio 43215  
Phone: 614-466-4514 or 800-282-0370

This report is a matter of public record and is available online at  
[www.ohioauditor.gov](http://www.ohioauditor.gov)