

**WOODMORE LOCAL  
SCHOOL DISTRICT  
SANDUSKY COUNTY, OHIO**

***BASIC FINANCIAL STATEMENTS  
(AUDITED)  
FOR THE FISCAL YEAR ENDED  
JUNE 30, 2005***

**ANNE ARNOLD, TREASURER**





**Auditor of State  
Betty Montgomery**

Board of Education  
Woodmore Local School District  
708 West Main Street  
Woodville, Ohio 43469-1099

We have reviewed the *Independent Auditor's Report* of the Woodmore Local School District, Sandusky County, prepared by Julian and Grube, Inc., for the audit period July 1, 2004 through June 30, 2005. Based upon this review, we have accepted these reports in lieu of the audit required by Section 117.11, Revised Code. The Auditor of State did not audit the accompanying financial statements and, accordingly, we are unable to express, and do not express an opinion on them.

Our review was made in reference to the applicable sections of legislative criteria, as reflected by the Ohio Constitution, and the Revised Code, policies, procedures and guidelines of the Auditor of State, regulations and grant requirements. The Woodmore Local School District is responsible for compliance with these laws and regulations.

A handwritten signature in cursive script that reads "Betty Montgomery".

BETTY MONTGOMERY  
Auditor of State

March 2, 2006

**This Page is Intentionally Left Blank.**

**WOODMORE LOCAL SCHOOL DISTRICT  
SANDUSKY COUNTY, OHIO**

TABLE OF CONTENTS

Independent Auditor’s Report .....	1 - 2
Management’s Discussion and Analysis .....	3 - 12
Basic Financial Statements:	
Government - Wide Financial Statements:	
Statement of Net Assets.....	13
Statement of Activities .....	14
Fund Financial Statements:	
Balance Sheet - Governmental Funds.....	15
Reconciliation of Total Governmental Fund Balances to Net Assets of Governmental Activities.....	16
Statement of Revenues, Expenditures and Changes in Fund Balances (Deficit) - Governmental Funds .....	17
Reconciliation of the Statement of Revenues, Expenditures and Changes in Fund Balances of Governmental Funds to the Statement of Activities .....	18
Statement of Revenues, Expenditures and Changes in Fund Balance - Budget and Actual (Non GAAP Budgetary Basis) - General Fund.....	19
Statement of Fiduciary Net Assets - Fiduciary Funds .....	20
Statement of Changes in Fiduciary Net Assets - Fiduciary Funds.....	21
Notes to the Basic Financial Statements.....	22 - 49
Supplemental Data:	
Schedule of Receipts and Expenditures of Federal Awards .....	50
Report on Internal Control Over Financial Reporting and on Compliance and Other Matters Based on an Audit of Financial Statements Performed in Accordance With <i>Government Auditing Standards</i> .....	51 - 52
Report on Compliance With Requirements Applicable to Each Major Program and on Internal Control Over Compliance in Accordance With <i>OMB Circular A-133</i> ....	53 - 54
Schedule of Findings <i>OMB Circular A-133 § .505</i> .....	55 - 56



**Julian & Grube, Inc.**  
*Serving Ohio Local Governments*

333 County Line Rd. West, Westerville, OH 43082 Phone: 614.846.1899 Fax: 614.846.2799

Independent Auditor's Report

Board of Education  
Woodmore Local School District  
708 W. Main Street  
Woodville, OH 43469-0108

We have audited the accompanying financial statements of the governmental activities, each major fund, and the aggregate remaining fund information of the Woodmore Local School District, Sandusky County (the "District") as of and for the fiscal year ended June 30, 2005, which collectively comprise the District's basic financial statements as listed in the table of contents. These financial statements are the responsibility of the Woodmore Local School District's management. Our responsibility is to express opinions on these financial statements based on our audit.

We conducted our audit in accordance with auditing standards generally accepted in the United States of America and the standards applicable to financial audits contained in *Government Auditing Standards*, issued by the Comptroller General of the United States. Those standards require that we plan and perform the audit to obtain reasonable assurance about whether the financial statements are free of material misstatement. An audit includes examining, on a test basis, evidence supporting the amounts and disclosures in the financial statements. An audit also includes assessing the accounting principles used and the significant estimates made by management, as well as evaluating the overall financial statement presentation. We believe that our audit provides a reasonable basis for our opinions.

In our opinion, the financial statements referred to above present fairly, in all material respects, the respective financial position of the governmental activities, each major fund, and the aggregate remaining fund information of the Woodmore Local School District, Sandusky County, Ohio, as of June 30, 2005, and the respective changes in financial position and the respective budgetary comparison for the general fund for the fiscal year then ended in conformity with accounting principles generally accepted in the United States of America.

As disclosed in Note 3 to the financial statements, the District implemented Governmental Accounting Standards Board (GASB) Technical Bulletin No. 2004-2, "Recognition of Pension and Other Postemployment Benefit Expenditures/Expenses and Liabilities by Cost-Sharing Employers" for the fiscal year ended June 30, 2005. In addition, the District had a prior period adjustment to capital assets due to a change in the capitalization threshold.

In accordance with *Government Auditing Standards*, we have also issued our report dated September 29, 2005, on our consideration of the District's internal control over financial reporting and on our tests of its compliance with certain provisions of laws, regulations, contracts, and grant agreements and other matters. The purpose of that report is to describe the scope of our testing of internal control over financial reporting and compliance and the results of that testing, and not to provide an opinion on the internal control over financial reporting or on compliance. That report is an integral part of an audit performed in accordance with *Government Auditing Standards* and should be considered in assessing the results of our audit.

The management's discussion and analysis on pages 3 through 12 is not a required part of the basic financial statements but is supplementary information required by accounting principles generally accepted in the United States of America. We have applied certain limited procedures, which consisted principally of inquiries of management regarding the methods of measurement and presentation of the required supplementary information. However, we did not audit the information and express no opinion on it.

Our audit was conducted for the purpose of forming opinions on the financial statements that collectively comprise the Woodmore Local School District's basic financial statements. The accompanying schedule of receipts and expenditures of federal awards is presented for purposes of additional analysis as required by U. S. Office of Management and Budget Circular A-133, *Audits of States, Local Governments, and Non-Profit Organizations*, and is not a required part of the basic financial statements of the Woodmore Local School District. Such information has been subjected to the auditing procedures applied in the audit of the basic financial statements and, in our opinion, is fairly stated in all material respects in relation to the basic financial statements taken as a whole.

A handwritten signature in cursive script that reads "Julian & Grube, Inc.".

Julian & Grube, Inc.  
September 29, 2005

**WOODMORE LOCAL SCHOOL DISTRICT  
SANDUSKY COUNTY, OHIO**

**MANAGEMENT'S DISCUSSION AND ANALYSIS  
FOR THE FISCAL YEAR ENDED JUNE 30, 2005  
UNAUDITED**

The management's discussion and analysis of the Woodmore Local School District's (the "District") financial performance provides an overall review of the District's financial activities for the fiscal year ended June 30, 2005. The intent of this discussion and analysis is to look at the District's financial performance as a whole; readers should also review the basic financial statements and the notes to the basic financial statements to enhance their understanding of the District's financial performance.

**Financial Highlights**

Key financial highlights for 2005 are as follows:

- In total, net assets of governmental activities increased \$2,229 which represents a 0.04% increase from 2004.
- General revenues accounted for \$8,710,373 in revenue or 87.05% of all revenues. Program specific revenues in the form of charges for services and sales, grants and contributions accounted for \$1,296,115 or 12.95% of total revenues of \$10,006,488.
- The District had \$10,004,259 in expenses related to governmental activities; \$1,296,115 of these expenses was offset by program specific charges for services, grants or contributions. General revenues supporting governmental activities (primarily taxes and unrestricted grants and entitlements) of \$8,710,373 were adequate to provide for these programs.
- The District's major governmental funds are the general fund and debt service fund. The general fund had \$8,120,080 in revenues and \$8,359,459 in expenditures. During fiscal year 2005, the general fund's fund balance decreased \$239,379 from \$692,013 to \$452,634.
- The debt service fund had \$547,722 in revenues and \$552,720 in expenditures. During fiscal year 2005, the debt service fund's fund balance decreased \$4,998 from \$372,334 to \$367,336.

**Using these Basic Financial Statements**

This annual report consists of a series of financial statements and notes to those statements. These statements are organized so the reader can understand the District as a financial whole, an entire operating entity. The statements then proceed to provide an increasingly detailed look at specific financial activities.

The *Statement of Net Assets* and *Statement of Activities* provide information about the activities of the whole District, presenting both an aggregate view of the District's finances and a longer-term view of those finances. Fund financial statements provide the next level of detail. For governmental funds, these statements tell how services were financed in the short-term as well as what remains for future spending. The fund financial statements also look at the District's most significant funds with all other nonmajor funds presented in total in one column. In the case of the District, the general fund and debt service fund are by far the most significant funds, and the only governmental funds reported as major funds.



**WOODMORE LOCAL SCHOOL DISTRICT  
SANDUSKY COUNTY, OHIO**

MANAGEMENT'S DISCUSSION AND ANALYSIS  
FOR THE FISCAL YEAR ENDED JUNE 30, 2005  
UNAUDITED

**Reporting the District as a Whole**

***Statement of Net Assets and the Statement of Activities***

While this document contains the large number of funds used by the District to provide programs and activities, the view of the District as a whole looks at all financial transactions and asks the question, "How did we do financially during 2005?" The Statement of Net Assets and the Statement of Activities answer this question. These statements include *all assets, liabilities, revenues and expenses* using the *accrual basis of accounting* similar to the accounting used by most private-sector companies. This basis of accounting will take into account all of the current year's revenues and expenses regardless of when cash is received or paid.

These two statements report the District's *net assets* and changes in those assets. This change in net assets is important because it tells the reader that, for the District as a whole, the *financial position* of the District has improved or diminished. The causes of this change may be the result of many factors, some financial, some not. Non-financial factors include the District's property tax base, current property tax laws in Ohio restricting revenue growth, facility conditions, required educational programs and other factors.

In the Statement of Net Assets and the Statement of Activities, the Governmental Activities include the District's programs and services, including instruction, support services, operation and maintenance of plant, pupil transportation, extracurricular activities, and food service operations.

The District's Statement of Net Assets and Statement of Activities can be found on pages 13-14 of this report.

**Reporting the District's Most Significant Funds**

***Fund Financial Statements***

The analysis of the District's major governmental funds begins on page 9. Fund financial reports provide detailed information about the District's major funds. The District uses many funds to account for a multitude of financial transactions. However, these fund financial statements focus on the District's most significant funds. The District's major governmental funds are the general fund and debt service fund.

***Governmental Funds***

Most of the District's activities are reported in governmental funds, which focus on how money flows into and out of those funds and the balances left at year-end available for spending in future periods. These funds are reported using an accounting method called *modified accrual* accounting, which measures cash and all other *financial assets* than can readily be converted to cash. The governmental fund financial statements provide a detailed *short-term* view of the District's general government operations and the basic services it provides. Governmental fund information helps you determine whether there are more or fewer financial resources that can be spent in the near future to finance educational programs. The relationship (or differences) between governmental *activities* (reported in the Statement of Net Assets and the Statement of Activities) and governmental *funds* is reconciled in the basic financial statements. The basic governmental fund financial statements can be found on pages 15-19 of this report.

**WOODMORE LOCAL SCHOOL DISTRICT  
SANDUSKY COUNTY, OHIO**

MANAGEMENT'S DISCUSSION AND ANALYSIS  
FOR THE FISCAL YEAR ENDED JUNE 30, 2005  
UNAUDITED

***Reporting the District's Fiduciary Responsibilities***

The District is the trustee, or fiduciary, for its scholarship programs. This activity is presented as a private-purpose trust fund. The District also acts in a trustee capacity as an agent for individuals or other entities. These activities are reported in agency funds. All of the District's fiduciary activities are reported in separate Statements of Fiduciary Net Assets and Changes in Fiduciary Net Assets on pages 20 and 21. These activities are excluded from the District's other financial statements because the assets cannot be utilized by the District to finance its operations.

***Notes to the Basic Financial Statements***

The notes provide additional information that is essential to a full understanding of the data provided in the government-wide and fund financial statements. These notes to the basic financial statements can be found on pages 22-49 of this report.

**The District as a Whole**

Recall that the Statement of Net Assets provides the perspective of the District as a whole. Certain amounts have been restated for 2004 detailed in Note 3.A. in the notes to the financial statements.

The table below provides a summary of the District's net assets for 2005 and 2004.

	<b>Net Assets</b>	
	Governmental Activities 2005	Restated Governmental Activities 2004
<b><u>Assets</u></b>		
Current and other assets	\$ 6,285,228	\$ 6,610,476
Capital assets, net	<u>6,065,101</u>	<u>6,239,960</u>
Total assets	<u>12,350,329</u>	<u>12,850,436</u>
<b><u>Liabilities</u></b>		
Current liabilities	4,801,795	4,890,908
Long-term liabilities	<u>2,471,791</u>	<u>2,885,014</u>
Total liabilities	<u>7,273,586</u>	<u>7,775,922</u>
<b><u>Net Assets</u></b>		
Invested in capital assets, net of related debt	5,114,181	4,803,304
Restricted	898,073	844,782
Unrestricted (deficit)	<u>(935,511)</u>	<u>(573,572)</u>
Total net assets	<u>\$ 5,076,743</u>	<u>\$ 5,074,514</u>

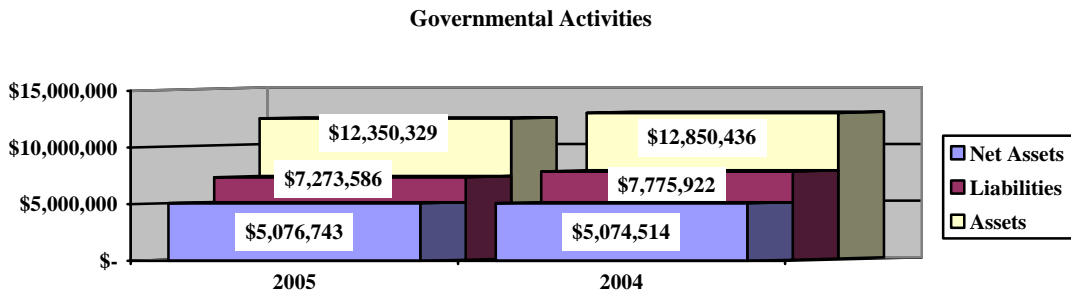
Over time, net assets can serve as a useful indicator of a government's financial position. At June 30, 2005, the District's assets exceeded liabilities by \$5,076,698. Of this total, \$898,073 is restricted in use.

**WOODMORE LOCAL SCHOOL DISTRICT  
SANDUSKY COUNTY, OHIO**

**MANAGEMENT'S DISCUSSION AND ANALYSIS  
FOR THE FISCAL YEAR ENDED JUNE 30, 2005  
UNAUDITED**

At fiscal year-end, capital assets represented 49.11% of total assets. Capital assets include land, land improvements, buildings and improvements, furniture and equipment and vehicles. Investments in Capital assets, net of related debt to acquire the assets at June 30, 2005, were \$5,114,181. These capital assets are used to provide services to the students and are not available for future spending. Although the District's investment in capital assets is reported net of related debt, it should be noted that the resources to repay the debt must be provided from other sources, since capital assets may not be used to liquidate these liabilities.

A portion of the District's net assets, \$898,073, represents resources that are subject to external restriction on how they may be used. The remaining balance of unrestricted net assets is a deficit of \$935,511.



The table below shows the change in net assets for fiscal year 2005 and 2004.

**Change in Net Assets**

	Governmental Activities 2005	Restated Governmental Activities 2004
<b><u>Revenues</u></b>		
Program revenues:		
Charges for services and sales	\$ 637,900	\$ 555,575
Operating grants and contributions	638,150	595,414
Capital grants and contributions	20,065	-
General revenues:		
Property taxes	4,650,888	4,419,829
Grants and entitlements	3,795,545	3,799,933
Payment in lieu of taxes	229,480	193,964
Investment earnings	31,413	15,638
Other	3,047	8,174
<b>Total revenues</b>	<b>10,006,488</b>	<b>9,588,527</b>

**WOODMORE LOCAL SCHOOL DISTRICT  
SANDUSKY COUNTY, OHIO**

MANAGEMENT'S DISCUSSION AND ANALYSIS  
FOR THE FISCAL YEAR ENDED JUNE 30, 2005  
UNAUDITED

**Change in Net Assets**

	<u>Governmental Activities 2005</u>	<u>Restated Governmental Activities 2004</u>
<b><u>Expenses</u></b>		
Program expenses:		
Instruction:		
Regular	\$ 4,299,397	\$ 4,351,315
Special	965,999	825,090
Vocational	78,332	117,820
Other	379,976	244,448
Support services:		
Pupil	632,790	517,138
Instructional staff	179,975	320,306
Board of education	83,376	70,647
Administration	810,730	922,451
Fiscal	322,384	309,899
Operations and maintenance	841,249	783,219
Pupil transportation	498,154	367,901
Operation of non instructional services:		
Non-instructional services	89,638	58,571
Food service operations	351,078	308,813
Extracurricular activities	338,527	361,154
Interest and fiscal charges	<u>132,654</u>	<u>156,407</u>
Total expenses	<u>10,004,259</u>	<u>9,715,179</u>
Change in net assets	2,229	(126,652)
Net assets at beginning of year (restated)	<u>5,074,514</u>	<u>5,201,166</u>
Net assets at end of year	<u><u>\$ 5,076,743</u></u>	<u><u>\$ 5,074,514</u></u>

**Governmental Activities**

Net assets of the District's governmental activities increased \$2,229. Total governmental expenses of \$10,004,259 were offset by program revenues of \$1,296,115 and general revenues of \$8,710,373. Program revenues supported 12.96% of the total governmental expenses.

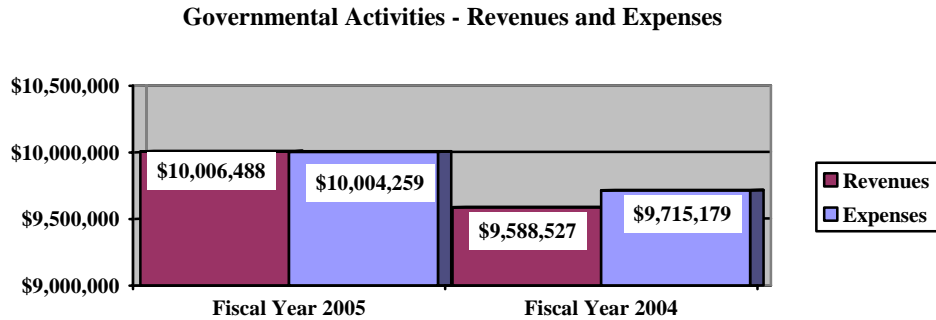
The primary sources of revenue for governmental activities are derived from property taxes, and grants and entitlements. These revenue sources represent 84.41% of total governmental revenue.

The largest expense of the District is for instructional programs. Instruction expenses totaled \$5,723,704 or 57.21% of total governmental expenses for fiscal 2005.

**WOODMORE LOCAL SCHOOL DISTRICT  
SANDUSKY COUNTY, OHIO**

MANAGEMENT'S DISCUSSION AND ANALYSIS  
FOR THE FISCAL YEAR ENDED JUNE 30, 2005  
UNAUDITED

The graph below presents the District's governmental activities revenue and expenses for fiscal year 2005 and 2004.



The Statement of Activities shows the cost of program services and the charges for services and grants offsetting those services. The following table shows, for governmental activities, the total cost of services and the net cost of services. That is, it identifies the cost of these services supported by tax revenue and unrestricted State grants and entitlements.

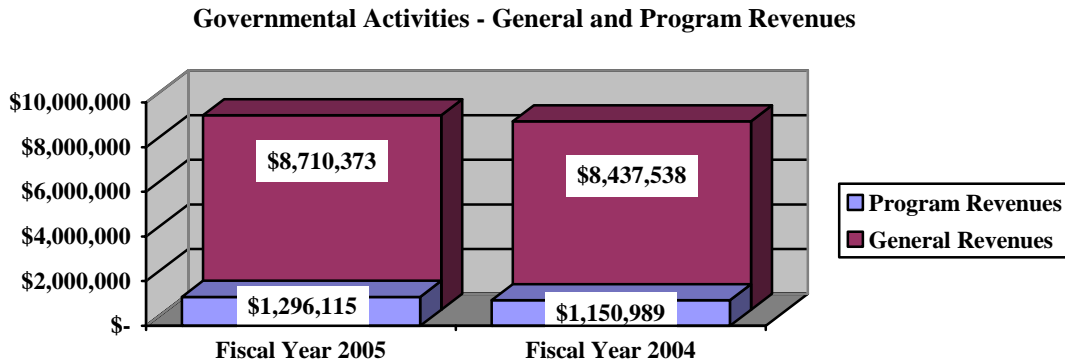
	<b>Governmental Activities</b>			
	Total Cost of Services <u>2005</u>	Net Cost of Services <u>2005</u>	Restated Total Cost of Services <u>2004</u>	Restated Net Cost of Services <u>2004</u>
<b>Program expenses</b>				
Instruction:				
Regular	\$ 4,299,397	\$ 4,035,317	\$ 4,351,315	\$ 4,207,734
Special	965,999	796,273	825,090	729,172
Vocational	78,332	78,332	117,820	23,658
Other	379,976	379,976	244,448	244,448
Support services:				
Pupil	632,790	485,000	517,138	437,975
Instructional staff	179,975	144,383	320,306	234,458
Board of education	83,376	83,376	70,647	70,647
Administration	810,730	785,243	922,451	863,863
Fiscal	322,384	322,219	309,899	306,435
Operations and maintenance	841,249	819,558	783,219	773,274
Pupil transportation	498,154	461,562	367,901	357,934
Operations of non-instructional services:				
Non-instructional services	89,638	16,249	58,571	(3,793)
Food service operations	351,078	(3,605)	308,813	5,653
Extracurricular activities	338,527	171,607	361,154	156,325
Interest and fiscal charges	132,654	132,654	156,407	156,407
<b>Total expenses</b>	<b><u>\$ 10,004,259</u></b>	<b><u>\$ 8,708,144</u></b>	<b><u>\$ 9,715,179</u></b>	<b><u>\$ 8,564,190</u></b>

The dependence upon tax and other general revenues for governmental activities is apparent, 92.42% of instruction activities are supported through taxes and other general revenues. For all governmental activities, general revenue support is 87.04%. The District's taxpayers, as a whole, are by far the primary support for District's students.

**WOODMORE LOCAL SCHOOL DISTRICT  
SANDUSKY COUNTY, OHIO**

MANAGEMENT'S DISCUSSION AND ANALYSIS  
FOR THE FISCAL YEAR ENDED JUNE 30, 2005  
UNAUDITED

The graph below presents the District's governmental activities revenue for fiscal year 2005 and 2004.



**The District's Funds**

The District's governmental funds reported a combined fund balance of \$1,126,807, which is lower than last year's total of \$1,400,590. The June 30, 2004 fund balances have been restated as described in Note 3.A. to the basic financial statements. The schedule below indicates the fund balance and the total change in fund balance as of June 30, 2005 and 2004.

	Fund Balance <u>June 30, 2005</u>	Restated Fund Balance <u>June 30, 2004</u>	<u>Decrease</u>	<u>Percentage Change</u>
General	\$ 452,634	\$ 692,013	\$ (239,379)	(34.59) %
Debt Service	367,336	372,334	(4,998)	(1.34) %
Other Governmental	<u>306,837</u>	<u>336,243</u>	<u>(29,406)</u>	(8.75) %
Total	<u>\$ 1,126,807</u>	<u>\$ 1,400,590</u>	<u>\$ (273,783)</u>	(19.55) %

**General Fund**

The District's general fund balance decreased \$239,379. The decrease in fund balance can be attributed to several items related to expenditures exceeding revenues. Expenditures exceed revenues for fiscal year 2005 by \$239,379. The table that follows assists in illustrating the financial activities and fund balance of the general fund.

**WOODMORE LOCAL SCHOOL DISTRICT  
SANDUSKY COUNTY, OHIO**

MANAGEMENT'S DISCUSSION AND ANALYSIS  
FOR THE FISCAL YEAR ENDED JUNE 30, 2005  
UNAUDITED

	2005 <u>Amount</u>	Restated 2004 <u>Amount</u>	Increase <u>(Decrease)</u>	Percentage <u>Change</u>
<b><u>Revenues</u></b>				
Taxes	\$ 3,969,059	\$ 3,853,910	\$ 115,149	2.99 %
Tuition	113,310	62,902	50,408	80.14 %
Earnings on investments	31,006	15,638	15,368	98.27 %
Intergovernmental	3,742,531	3,740,548	1,983	0.05 %
Other revenues	<u>264,174</u>	<u>278,144</u>	<u>(13,970)</u>	<u>(5.02) %</u>
Total	<u>\$ 8,120,080</u>	<u>\$ 7,951,142</u>	<u>\$ 168,938</u>	<u>2.12 %</u>
<b><u>Expenditures</u></b>				
Instruction	\$ 5,324,710	\$ 4,874,140	\$ 450,570	9.24 %
Support services	2,844,766	2,808,417	36,349	1.29 %
Extracurricular activities	183,508	179,432	4,076	2.27 %
Capital outlay	-	18,212	(18,212)	(100.00) %
Debt service	<u>6,475</u>	<u>73,296</u>	<u>(66,821)</u>	<u>(91.17) %</u>
Total	<u>\$ 8,359,459</u>	<u>\$ 7,953,497</u>	<u>\$ 405,962</u>	<u>5.10 %</u>

The increase in tuition revenue is due to an increase in open enrollment students. The increase in earnings on investments can be attributed to an increase in interest rates at the Federal Reserve Bank. The increase in instruction expenditures is primarily due to increase in salaries and benefits.

***Debt Service Fund***

The debt service fund had \$547,772 in revenues and \$552,720 in expenditures. During fiscal year 2005, the debt service fund's fund balance decreased \$4,998 from \$372,334 to \$367,336.

***General Fund Budgeting Highlights***

The District's budget is prepared according to Ohio law and is based on accounting for certain transactions on a basis of cash receipts, disbursements and encumbrances. The most significant budgeted fund is the general fund.

During the course of fiscal 2005, the District amended its general fund budget several times. For the general fund, original and final budgeted revenues and other financing sources were \$8,270,452. Actual revenues and other financing sources for fiscal 2005 was \$8,082,324. This represents an \$188,128 decrease from final budgeted revenues.

General fund original and final appropriations (appropriated expenditures including other financing uses) were \$8,642,363. The actual budget basis expenditures for fiscal year 2005 totaled \$8,361,754, which was \$280,609 less than the final budget appropriations.

**WOODMORE LOCAL SCHOOL DISTRICT  
SANDUSKY COUNTY, OHIO**

MANAGEMENT'S DISCUSSION AND ANALYSIS  
FOR THE FISCAL YEAR ENDED JUNE 30, 2005  
UNAUDITED

**Capital Assets and Debt Administration**

*Capital Assets*

At the end of fiscal 2005, the District had \$6,065,101 invested in land, land improvements, buildings and improvements, furniture and equipment and vehicles. This entire amount is reported in governmental activities. The following table shows fiscal 2005 balances compared to the restated amount of capital assets in 2004, which is detailed in Note 8.A of the notes to the financial statements:

**Capital Assets at June 30  
(Net of Depreciation)**

	Governmental Activities	
	2005	Restated 2004
Land	\$ 174,516	\$ 174,516
Land improvements	-	-
Building and improvements	5,407,548	5,514,376
Furniture and equipment	283,265	297,793
Vehicles	199,772	253,275
Total	\$ 6,065,101	\$ 6,239,960

The overall decrease in capital assets of \$174,859 is due to depreciation expense of \$296,301 exceeding capital outlays of \$121,442 in the fiscal year.

See Note 8 to the basic financial statements for additional information on the District's capital assets.

*Debt Administration*

At June 30, 2005, the District had \$1,815,287 in general obligation bonds outstanding. Of this total, \$490,000 is due within one year and \$1,325,287 is due within greater than one year. The following table summarizes the bonds outstanding.

**Outstanding Debt, at Year End**

	Governmental Activities	Governmental Activities
	2005	2004
General obligation bonds	\$ 1,815,287	\$ 2,222,749
Total	\$ 1,815,287	\$ 2,222,749

At June 30, 2005, the District's overall legal debt margin was \$12,777,474, and an unvoted debt margin of \$147,668.

See Note 10 to the basic financial statements for additional information on the District's debt administration.



**WOODMORE LOCAL SCHOOL DISTRICT  
SANDUSKY COUNTY, OHIO**

**MANAGEMENT'S DISCUSSION AND ANALYSIS  
FOR THE FISCAL YEAR ENDED JUNE 30, 2005  
UNAUDITED**

**Current Financial Related Activities**

The District has continued to maintain high standards of service to our students and community. The District is continuing to monitor its financial future in order to optimize the dollars available for educating the students it serves and to minimize any future millage amounts needed periodically from the citizens of this community.

At this point, we are facing a deficit balance for fiscal year 2007. In Calendar Year 2006 our 4.0 Mill Operating Levy will expire and need to be renewed or replaced. The district is looking at all areas to reduce expenditures to help minimize the amount necessary to become fiscally solvent. With Board support, the current fiscal year budget is being carefully monitored to prepare and lessen the burden on taxpayers.

We are currently working on a Strategic Plan for the district that involves community members, staff, administration and board members. Through this process we are hoping to improve efficiency, community relations and better our district's performance. This process has been very promising.

**Contacting the District's Financial Management**

This financial report is designed to provide our citizen's taxpayers, and investors and creditors with a general overview of the District's finances and to show the District's accountability for the money it receives. If you have questions about this report or need additional financial information contact Ms. Anne Arnold, Treasurer, Woodmore Local School District, 708 West Main Street, Woodville, Ohio 43469-1018.

**BASIC  
FINANCIAL STATEMENTS**

**WOODMORE LOCAL SCHOOL DISTRICT  
SANDUSKY COUNTY, OHIO**

STATEMENT OF NET ASSETS  
JUNE 30, 2005

	<b>Governmental Activities</b>
<b>Assets:</b>	
Equity in pooled cash and cash equivalents. . .	\$ 1,396,232
Receivables:	
Taxes . . . . .	4,641,219
Intergovernmental . . . . .	221,673
Prepayments . . . . .	6,580
Materials and supplies inventory . . . . .	19,524
Capital assets:	
Land . . . . .	174,516
Depreciable capital assets, net . . . . .	5,890,585
Capital assets, net . . . . .	6,065,101
 Total assets. . . . .	 12,350,329
<b>Liabilities:</b>	
Accounts payable. . . . .	34,835
Accrued wages and benefits . . . . .	730,684
Pension obligation payable. . . . .	231,567
Intergovernmental payable . . . . .	46,367
Deferred revenue . . . . .	3,754,048
Accrued interest payable . . . . .	4,294
Long-term liabilities:	
Due within one year. . . . .	564,961
Due in more than one year . . . . .	1,906,830
 Total liabilities . . . . .	 7,273,586
<b>Net Assets:</b>	
Invested in capital assets, net of related debt. . . . .	5,114,181
Restricted for:	
Capital projects . . . . .	148,583
Debt service. . . . .	374,924
Locally funded projects. . . . .	410
State funded projects. . . . .	46,190
Federally funded projects. . . . .	185,549
Student activities. . . . .	140,046
Other purposes . . . . .	2,371
Unrestricted (deficit) . . . . .	(935,511)
 Total net assets . . . . .	 \$ 5,076,743

SEE ACCOMPANYING NOTES TO THE BASIC FINANCIAL STATEMENTS

**WOODMORE LOCAL SCHOOL DISTRICT  
SANDUSKY COUNTY, OHIO**

STATEMENT OF ACTIVITIES  
FOR THE FISCAL YEAR ENDED JUNE 30, 2005

	Expenses	Program Revenues			Net (Expense) Revenue and Changes in Net Assets
		Charges for Services and Sales	Operating Grants and Contributions	Capital Grants and Contributions	Governmental Activities
<b>Governmental activities:</b>					
Instruction:					
Regular . . . . .	\$ 4,299,397	\$ 180,833	\$ 71,697	\$ 11,550	\$ (4,035,317)
Special . . . . .	965,999	-	169,726	-	(796,273)
Vocational . . . . .	78,332	-	-	-	(78,332)
Other . . . . .	379,976	-	-	-	(379,976)
Support services:					
Pupil . . . . .	632,790	-	147,790	-	(485,000)
Instructional staff . . . . .	179,975	-	35,592	-	(144,383)
Board of education . . . . .	83,376	-	-	-	(83,376)
Administration . . . . .	810,730	-	25,487	-	(785,243)
Fiscal . . . . .	322,384	-	-	165	(322,219)
Operations and maintenance . . . . .	841,249	5,300	8,041	8,350	(819,558)
Pupil transportation . . . . .	498,154	14,330	22,262	-	(461,562)
Operation of non-instructional:					
Non-instructional services . . . . .	89,638	46	73,343	-	(16,249)
Food service operations . . . . .	351,078	270,522	84,161	-	3,605
Extracurricular activities . . . . .	338,527	166,869	51	-	(171,607)
Interest and fiscal charges . . . . .	132,654	-	-	-	(132,654)
<b>Total governmental activities . . . . .</b>	<b>\$ 10,004,259</b>	<b>\$ 637,900</b>	<b>\$ 638,150</b>	<b>\$ 20,065</b>	<b>(8,708,144)</b>

**General Revenues:**

Property taxes levied for:	
General purposes . . . . .	4,024,410
Debt service . . . . .	501,635
Capital projects . . . . .	124,843
Grants and entitlements not restricted	
to specific programs . . . . .	3,795,545
Payment in lieu of taxes . . . . .	229,480
Investment earnings . . . . .	31,413
Miscellaneous . . . . .	3,047
<b>Total general revenues . . . . .</b>	<b>8,710,373</b>
Change in net assets . . . . .	2,229
<b>Net assets at beginning of year (restated) .</b>	<b>5,074,514</b>
<b>Net assets at end of year . . . . .</b>	<b>\$ 5,076,743</b>

SEE ACCOMPANYING NOTES TO THE BASIC FINANCIAL STATEMENTS

**WOODMORE LOCAL SCHOOL DISTRICT  
SANDUSKY COUNTY, OHIO**

BALANCE SHEET  
GOVERNMENTAL FUNDS  
JUNE 30, 2005

	<u>General</u>	<u>Debt Service</u>	<u>Other Governmental Funds</u>	<u>Total Governmental Funds</u>
<b>Assets:</b>				
Equity in pooled cash and cash equivalents . . . . .	\$ 737,592	\$ 283,621	\$ 375,019	\$ 1,396,232
Receivables:				
Taxes . . . . .	4,040,669	488,868	111,682	4,641,219
Intergovernmental . . . . .	-	-	221,673	221,673
Interfund receivable . . . . .	25,980	-	-	25,980
Prepayments . . . . .	6,580	-	-	6,580
Materials and supplies inventory . . . . .	14,328	-	5,196	19,524
Advances to other funds . . . . .	1,462	1,495	-	2,957
Total assets . . . . .	<u>\$ 4,826,611</u>	<u>\$ 773,984</u>	<u>\$ 713,570</u>	<u>\$ 6,314,165</u>
<b>Liabilities:</b>				
Accounts payable . . . . .	\$ 18,294	\$ -	\$ 16,541	\$ 34,835
Accrued wages and benefits . . . . .	716,162	-	14,522	730,684
Compensated absences payable . . . . .	40,191	-	-	40,191
Pension obligation payable . . . . .	193,304	-	38,263	231,567
Intergovernmental payable . . . . .	37,942	-	8,425	46,367
Interfund payable . . . . .	-	-	25,980	25,980
Advances from other funds . . . . .	1,495	-	1,462	2,957
Deferred revenue . . . . .	3,366,589	406,648	301,540	4,074,777
Total liabilities . . . . .	<u>4,373,977</u>	<u>406,648</u>	<u>406,733</u>	<u>5,187,358</u>
<b>Fund Balances:</b>				
Reserved for encumbrances . . . . .	55,709	-	96,199	151,908
Reserved for materials and supplies inventory . . . . .	14,328	-	5,196	19,524
Reserved for prepayments . . . . .	6,580	-	-	6,580
Reserved for property tax unavailable for appropriation . . . . .	674,080	82,220	18,588	774,888
Reserved for advances . . . . .	1,462	1,495	-	2,957
Reserved for debt service . . . . .	-	283,621	-	283,621
Unreserved, undesignated (deficit), reported in:				
General fund . . . . .	(299,525)	-	-	(299,525)
Special revenue funds . . . . .	-	-	80,383	80,383
Capital projects funds . . . . .	-	-	106,471	106,471
Total fund balances . . . . .	<u>452,634</u>	<u>367,336</u>	<u>306,837</u>	<u>1,126,807</u>
Total liabilities and fund balances . . . . .	<u>\$ 4,826,611</u>	<u>\$ 773,984</u>	<u>\$ 713,570</u>	<u>\$ 6,314,165</u>

SEE ACCOMPANYING NOTES TO THE BASIC FINANCIAL STATEMENTS

**WOODMORE LOCAL SCHOOL DISTRICT  
SANDUSKY COUNTY, OHIO**

RECONCILIATION OF TOTAL GOVERNMENTAL FUND BALANCES TO  
NET ASSETS OF GOVERNMENTAL ACTIVITIES  
JUNE 30, 2005

<b>Total governmental fund balances</b>		\$	1,126,807
<i>Amounts reported for governmental activities in the statement of net assets are different because:</i>			
Capital assets used in governmental activities are not financial resources and therefore are not reported in the funds.			6,065,101
Other long-term assets are not available to pay for current-period expenditures and therefore are deferred in the funds.			
Taxes	\$	112,283	
Intergovernmental revenue		208,446	
Total			320,729
In the statement of activities interest is accrued on outstanding bonds, whereas in governmental funds, interest expenditures are reported when due.			(4,294)
Long-term liabilities, including bonds payable, are not due and payable in the current period and therefore are not reported in the funds.			
Compensated absences		(610,219)	
Capital lease obligation payable		(6,094)	
General obligation bonds payable		(1,815,287)	
Total			(2,431,600)
<b>Net assets of governmental activities</b>		\$	5,076,743

SEE ACCOMPANYING NOTES TO THE BASIC FINANCIAL STATEMENTS

**WOODMORE LOCAL SCHOOL DISTRICT  
SANDUSKY COUNTY, OHIO**

STATEMENT OF REVENUES, EXPENDITURES AND CHANGES IN FUND BALANCES  
GOVERNMENTAL FUNDS  
FOR THE FISCAL YEAR ENDED JUNE 30, 2005

	<u>General</u>	<u>Debt Service</u>	<u>Other Governmental Funds</u>	<u>Total Governmental Funds</u>
<b>Revenues:</b>				
From local sources:				
Taxes . . . . .	\$ 3,969,059	\$ 494,708	\$ 123,402	\$ 4,587,169
Tuition. . . . .	113,310	-	-	113,310
Charges for services. . . . .	-	-	270,522	270,522
Earnings on investments. . . . .	31,006	-	407	31,413
Extracurricular. . . . .	-	-	190,235	190,235
Classroom materials and fees . . . . .	33,121	-	30,712	63,833
Other local revenues. . . . .	1,573	-	1,474	3,047
Payment in lieu of taxes . . . . .	229,480	-	-	229,480
Intergovernmental - Intermediate. . . . .	-	-	665	665
Intergovernmental - State. . . . .	3,742,531	53,014	133,538	3,929,083
Intergovernmental - Federal . . . . .	-	-	578,496	578,496
Total revenue . . . . .	<u>8,120,080</u>	<u>547,722</u>	<u>1,329,451</u>	<u>9,997,253</u>
<b>Expenditures:</b>				
Current:				
Instruction:				
Regular . . . . .	4,103,009	-	84,451	4,187,460
Special. . . . .	766,206	-	221,388	987,594
Vocational. . . . .	75,519	-	-	75,519
Other. . . . .	379,976	-	-	379,976
Support services:				
Pupil. . . . .	482,523	-	149,586	632,109
Instructional staff . . . . .	135,532	-	29,170	164,702
Board of education . . . . .	79,525	-	-	79,525
Administration. . . . .	771,936	-	35,850	807,786
Fiscal . . . . .	303,102	11,000	2,603	316,705
Operations and maintenance. . . . .	665,079	-	217,554	882,633
Pupil transportation . . . . .	407,069	-	37,074	444,143
Operation of non-instructional services:				
Non-instructional services. . . . .	-	-	89,638	89,638
Food service operations. . . . .	-	-	326,659	326,659
Extracurricular activities. . . . .	183,508	-	150,991	334,499
Facilities acquisition and construction . . . . .	-	-	13,893	13,893
Debt service:				
Principal retirement . . . . .	5,736	480,000	-	485,736
Interest and fiscal charges . . . . .	739	61,720	-	62,459
Total expenditures . . . . .	<u>8,359,459</u>	<u>552,720</u>	<u>1,358,857</u>	<u>10,271,036</u>
Net change in fund balances . . . . .	(239,379)	(4,998)	(29,406)	(273,783)
<b>Fund balances at beginning of year (restated) . . . . .</b>				
	<u>692,013</u>	<u>372,334</u>	<u>336,243</u>	<u>1,400,590</u>
<b>Fund balances at end of year. . . . .</b>	<u>\$ 452,634</u>	<u>\$ 367,336</u>	<u>\$ 306,837</u>	<u>\$ 1,126,807</u>

SEE ACCOMPANYING NOTES TO THE BASIC FINANCIAL STATEMENTS

**WOODMORE LOCAL SCHOOL DISTRICT  
SANDUSKY COUNTY, OHIO**

RECONCILIATION OF THE STATEMENT OF REVENUES, EXPENDITURES  
AND CHANGES IN FUND BALANCES OF GOVERNMENTAL FUNDS  
TO THE STATEMENT OF ACTIVITIES  
FOR THE FISCAL YEAR ENDED JUNE 30, 2005

**Net change in fund balances - total governmental funds** \$ (273,783)

*Amounts reported for governmental activities in the  
statement of activities are different because:*

Government funds report capital outlays as expenditures. However, in the statement of activities, the cost of those assets are allocated over their estimated useful lives as depreciation expense. This is the amount by which depreciation exceeded capital outlays in the current period.

Capital asset additions	\$ 121,442	
Current year depreciation	<u>(296,301)</u>	
<b>Total</b>		<b>(174,859)</b>

Revenues in the statement of activities that do not provide current financial resources are not reported as revenues in the funds.

Delinquent property taxes	63,719	
Intergovernmental	<u>(54,484)</u>	
<b>Total</b>		<b>9,235</b>

Repayment of long-term debt is an expenditure in the governmental funds, but the repayment reduces long-term liabilities in the statement net assets. 485,736

In the statement of activities, interest is accrued on outstanding bonds, whereas in governmental funds, interest is expenses when due. Additional interest is reported on the statement of activities due to the following items:

Accrued interest	2,343	
Accreted interest	<u>(72,538)</u>	
<b>Total</b>		<b>(70,195)</b>

Some expenses reported in the statement of activities do not require the use of financial resources and therefore are not reported as expenditures in governmental funds. 26,095

**Change in net assets of governmental activities** \$ 2,229

SEE ACCOMPANYING NOTES TO THE BASIC FINANCIAL STATEMENTS



**WOODMORE LOCAL SCHOOL DISTRICT  
SANDUSKY COUNTY, OHIO**

STATEMENT OF REVENUES, EXPENDITURES AND CHANGES IN  
FUND BALANCE - BUDGET AND ACTUAL (NON-GAAP BUDGETARY BASIS)  
GENERAL FUND  
FOR THE FISCAL YEAR ENDED JUNE 30, 2005

	<u>Budgeted Amounts</u>		<u>Actual</u>	<b>Variance with Final Budget Positive (Negative)</b>
	<u>Original</u>	<u>Final</u>		<u>Actual</u>
<b>Revenues:</b>				
From local sources:				
Taxes . . . . .	\$ 3,977,835	\$ 3,977,835	\$ 3,870,068	\$ (107,767)
Tuition. . . . .	75,000	75,000	113,310	38,310
Earnings on investments. . . . .	20,200	20,200	31,006	10,806
Classroom materials and fees . . . . .	36,020	36,020	33,121	(2,899)
Other local revenues . . . . .	20,425	20,425	1,573	(18,852)
Payment in lieu of taxes . . . . .	222,000	222,000	229,480	7,480
Intergovernmental - State . . . . .	3,857,737	3,857,737	3,742,531	(115,206)
Total revenue . . . . .	<u>8,209,217</u>	<u>8,209,217</u>	<u>8,021,089</u>	<u>(188,128)</u>
<b>Expenditures:</b>				
Current:				
Instruction:				
Regular . . . . .	4,284,695	4,284,695	4,087,980	196,715
Special. . . . .	810,563	810,563	780,554	30,009
Vocational. . . . .	78,947	78,947	83,823	(4,876)
Other. . . . .	400,600	400,600	379,976	20,624
Support services:				
Pupil. . . . .	478,789	478,789	491,108	(12,319)
Instructional staff . . . . .	136,909	136,909	138,457	(1,548)
Board of education . . . . .	80,314	80,314	75,444	4,870
Administration. . . . .	700,328	700,328	747,334	(47,006)
Fiscal . . . . .	322,337	322,337	293,458	28,879
Operations and maintenance. . . . .	739,915	739,915	670,386	69,529
Pupil transportation . . . . .	398,776	398,776	403,783	(5,007)
Extracurricular activities. . . . .	210,190	210,190	181,320	28,870
Total expenditures . . . . .	<u>8,642,363</u>	<u>8,642,363</u>	<u>8,333,623</u>	<u>308,740</u>
Excess of revenues over (under) expenditures. . . . .	<u>(433,146)</u>	<u>(433,146)</u>	<u>(312,534)</u>	<u>120,612</u>
<b>Other financing sources (uses):</b>				
Advances in. . . . .	61,235	61,235	61,235	-
Advances (out) . . . . .	-	-	(28,131)	(28,131)
Total other financing sources (uses) . . . . .	<u>61,235</u>	<u>61,235</u>	<u>33,104</u>	<u>(28,131)</u>
Net change in fund balance . . . . .	(371,911)	(371,911)	(279,430)	92,481
<b>Fund balance at beginning of year . . . . .</b>	747,795	747,795	747,795	-
<b>Prior year encumbrances appropriated . . . . .</b>	185,454	185,454	185,454	-
<b>Fund balance at end of year. . . . .</b>	<u>\$ 561,338</u>	<u>\$ 561,338</u>	<u>\$ 653,819</u>	<u>\$ 92,481</u>

SEE ACCOMPANYING NOTES TO THE BASIC FINANCIAL STATEMENTS

**WOODMORE LOCAL SCHOOL DISTRICT  
SANDUSKY COUNTY, OHIO**

STATEMENT OF FIDUCIARY NET ASSETS  
FIDUCIARY FUNDS  
JUNE 30, 2005

	<b>Private-Purpose Trust</b>	
	<b>Scholarship</b>	<b>Agency</b>
<b>Assets:</b>		
Equity in pooled cash and cash equivalents . . . . .	\$ 120,788	\$ 66,776
Total assets. . . . .	120,788	\$ 66,776
<b>Liabilities:</b>		
Due to students . . . . .	-	\$ 66,776
Total liabilities . . . . .	-	\$ 66,776
<b>Net Assets:</b>		
Held in trust for scholarships . . . . .	120,788	
Total net assets . . . . .	\$ 120,788	

SEE ACCOMPANYING NOTES TO THE BASIC FINANCIAL STATEMENTS

**WOODMORE LOCAL SCHOOL DISTRICT  
SANDUSKY COUNTY, OHIO**

STATEMENT OF CHANGES IN FIDUCIARY NET ASSETS  
FIDUCIARY FUNDS  
FOR THE FISCAL YEAR ENDED JUNE 30, 2005

	<b>Private-Purpose Trust</b>
	<b>Scholarship</b>
<b>Additions:</b>	
Gifts and contributions. . . . .	\$ 18,150
Total additions. . . . .	18,150
<b>Deductions:</b>	
Scholarships awarded . . . . .	9,250
Change in net assets . . . . .	8,900
<b>Net assets at beginning of year. . . . .</b>	<b>111,888</b>
<b>Net assets at end of year . . . . .</b>	<b>\$ 120,788</b>

SEE ACCOMPANYING NOTES TO THE BASIC FINANCIAL STATEMENTS

**THIS PAGE IS INTENTIONALLY LEFT BLANK**

**WOODMORE LOCAL SCHOOL DISTRICT  
SANDUSKY COUNTY, OHIO**

**NOTES TO THE BASIC FINANCIAL STATEMENTS  
FOR THE FISCAL YEAR ENDED JUNE 30, 2005**

**NOTE 1 - DESCRIPTION OF THE SCHOOL DISTRICT**

The Woodmore Local School District (the "District") is organized under Article VI, Sections 2 and 3 of the Constitution of the State of Ohio. The District operates under a locally-elected Board form of government consisting of five members elected at-large for staggered four year terms. The District provides educational services as authorized by state statute and/or federal guidelines.

The District was established in 1968. The District serves an area of approximately sixty-seven square miles. It is located in Sandusky and Ottawa Counties and includes all of the Village of Woodville and the Village of Elmore. The District is the 442<sup>nd</sup> largest in the State of Ohio among 614 school districts in terms of enrollment. It is staffed by 43 classified employees and 83 certified teaching personnel, and twelve administrative employees who provide services to 1,191 students and other community members. The District currently operates an elementary school and a middle/high school.

**NOTE 2 - SUMMARY OF SIGNIFICANT ACCOUNTING POLICIES**

The basic financial statements of the District have been prepared in conformity with accounting principles generally accepted in the United States of America (GAAP) as applied to governmental units. The Governmental Accounting Standards Board (GASB) is the accepted standard-setting body for establishing governmental accounting and financial reporting principles. The District's significant accounting policies are described below.

**A. Reporting Entity**

The reporting entity has been defined in accordance with GASB Statement No. 14, "The Financial Reporting Entity" as amended by GASB Statement No. 39, "Determining Whether Certain Organizations Are Component Units". The reporting entity is composed of the primary government, component units and other organizations that are included to ensure that the basic financial statements of the District are not misleading. The primary government consists of all funds, departments, boards and agencies that are not legally separate from the District. For the District, this includes general operations, food service, preschool and student related activities of the District.

Component units are legally separate organizations for which the District is financially accountable. The District is financially accountable for an organization if the District appoints a voting majority of the organizations' government board and (1) the District is able to significantly influence the programs or services performed or provided by the organization; or (2) the District is legally entitled to or can otherwise access the organization's resources; or (3) the District is legally obligated or has otherwise assumed the responsibility to finance the deficits of, or provide financial support to, the organization; or (4) the District is obligated for the debt of the organization. Component units may also include organizations that are fiscally dependent on the District in that the District approves the budget, the issuance of debt or the levying of taxes. Based upon the application of these criteria, the District has no component units. The basic financial statements of the reporting entity include only those of the District (the primary government). The following organizations are described due to their relationship to the District:

**WOODMORE LOCAL SCHOOL DISTRICT  
SANDUSKY COUNTY, OHIO**

NOTES TO THE BASIC FINANCIAL STATEMENTS  
FOR THE FISCAL YEAR ENDED JUNE 30, 2005

**NOTE 2 - SUMMARY OF SIGNIFICANT ACCOUNTING POLICIES - (Continued)**

*JOINTLY GOVERNED ORGANIZATIONS*

Northern Ohio Educational Computer Association

The Northern Ohio Educational Computer Association (NOECA) is a jointly governed organization among thirty-eight school districts. The jointly governed organization was formed for the purpose of applying modern technology with the aid of computers and other electronic equipment to the administrative and instructional functions among member districts. Each of the governments of these schools supports NOECA based upon a per pupil charge dependent upon the software package utilized. The NOECA assembly consists of a superintendent from each participating school district and a representative from the fiscal agent. NOECA is governed by a Board of Directors chosen from the general membership of the NOECA Assembly. The Board of Directors consists of a representative from the fiscal agent, the chairman of each of the operating committees, and two Assembly members from each county in which participating school districts are limited to its representation on the Board. During fiscal year 2005 the District paid \$4,395 to NOECA for services. Financial information can be obtained by contacting Betty Schwiefert, who serves as controller, at 2900 South Columbus Avenue, Sandusky, Ohio 44870.

Northwestern Ohio Educational Research Council, Inc.

The research council is a jointly governed organization which serves a twenty-five county area in Northwest Ohio. The Board of Directors consists of superintendents from two educational service centers, two exempted village school districts, five local school districts, and five city school districts, as well as representatives from two private or parochial schools and three institutions of higher education. Each active member is entitled to one vote on all issues addressed by the Board of Directors. During fiscal year 2005, the District paid \$165 to the Council.

Bay Area Council of Governments (BACG)

The BACG is a jointly governed organization. Members of the BACG consist of twenty-six school districts representing seven counties (Ottawa, Sandusky, Seneca, Erie, Huron, Wood and Crawford). The BACG was formed for the purpose of purchasing goods and services at a lower cost. The items currently being purchased through the council of governments are natural gas and insurance. The only cost to the District is an administrative charge if they participate in purchasing through the BACG. The BACG consists of the superintendent of each participating school district. The Board of Directors of the BACG consist of one elected representative of each county, the superintendent of the fiscal agent, and two non-voting members (administrator and fiscal officer). Members of the Board serve staggered two-year terms. During fiscal year 2005, the District paid no fees to BACG. Financial information is available from the Erie County Educational Service Center (fiscal agent), at 2900 S. Columbus Avenue, Sandusky, Ohio 44870.

**WOODMORE LOCAL SCHOOL DISTRICT  
SANDUSKY COUNTY, OHIO**

**NOTES TO THE BASIC FINANCIAL STATEMENTS  
FOR THE FISCAL YEAR ENDED JUNE 30, 2005**

**NOTE 2 - SUMMARY OF SIGNIFICANT ACCOUNTING POLICIES - (Continued)**

Penta Career Center

The Penta Career Center (PENTA) is a distinct political subdivision of the State of Ohio which provides vocational education. Penta operates under the direction of a Board consisting of eleven members, each appointed for a term of two years, to serve the sixteen participating school districts. Six members are appointed during the even number years, one each from the Lucas, Ottawa, and Wood County Educational Service Centers and one each from the Bowling Green, Maumee, and Rossford City Board of Education. Five members are appointed during the odd number years, one each from the Fulton, Lucas, Sandusky, and Wood county Educational Service Centers and one from the Perrysburg City Board of Education. The degree of control exercised by the District is limited to its representation on the Board. The Board possesses its own budgeting and taxing authority. Financial information can be obtained from Carrier Herringshaw, who serves as Treasurer, 30095 Oregon Road, Perrysburg, Ohio 43551-4594.

*INSURANCE PURCHASING POOLS*

Ohio School Boards Association Workers' Compensation Group Rating Plan

The District participates in a group rating plan for workers' compensation as established under Section 4123.29 of the Ohio Revised Code. The Ohio School Boards Association Workers' Compensation Group Rating Plan (the "Plan") was established through the Ohio School Boards Association (OSBA) as a group purchasing pool.

The San-Ott School Employees Welfare Benefit Association

The District participates in a shared risk pool, with participants from Sandusky and Ottawa counties. The Association is governed by an assembly which consists of one representative from each participant (usually the superintendent or designee). The assembly exercises control over the operation of the consortium. All consortium revenues are generated from charges for services. Financial information can be obtained by writing to San-Ott Consortium, Jay Valasek, Treasurer of Vanguard-Sentinel Vocational Schools, at 1306 Cedar Street, Fremont, Ohio 43420.

Schools of Ohio Risk Sharing Authority

The District participates in the Schools of Ohio Risk Sharing Authority (SORSA) which was established in 2002 pursuant to Articles of Incorporation filed under Chapter 1702 of the Ohio Revised Code – Non-profit Corporations and functioning under the authority granted by Section 2744.081 of the Ohio Revised Code. SORSA's purpose is to provide a joint self-insurance pool and to assist member school districts in preventing and reducing losses and injuries to property and persons which might result in claims being made against members of SORSA, their employees or officers. The District paid \$126,126 for these services to SORSA in fiscal year 2005.

A nine-person Board of Directors manages the business and affairs of SORSA and is elected annually by the members of the pool. The Board of Directors consists of superintendents, treasurers, or business managers from the participating school districts. Willis Pooling administers the pool and Fran Gates Service Company manages the claims. Financial information can be obtained from Willis Pooling, 655 Metro Place South, Dublin, Ohio 43017.

**WOODMORE LOCAL SCHOOL DISTRICT  
SANDUSKY COUNTY, OHIO**

NOTES TO THE BASIC FINANCIAL STATEMENTS  
FOR THE FISCAL YEAR ENDED JUNE 30, 2005

**NOTE 2 - SUMMARY OF SIGNIFICANT ACCOUNTING POLICIES - (Continued)**

*RELATED ORGANIZATION*

Harris-Elmore Public Library

The Harris-Elmore Public Library is a distinct political subdivision of the State of Ohio created under Chapter 3375 of the Ohio Revised Code. The Library is governed by a Board of Trustees appointed by the Woodmore Board of Education. The Board of Trustees possesses its own contracting and budgeting authority, hires and fires personnel, and does not depend on the District for operational subsidies. Although the District serves as the taxing authority, its role is limited to a ministerial function. The determination to request approval of a tax, the rate, and the purpose are discretionary decisions made solely by the Board of Trustees. Financial information can be obtained from Georgia Huizenga, who serves as Clerk/Treasurer, 328 Toledo Street, Elmore, Ohio 43416.

**B. Fund Accounting**

The District uses funds to maintain its financial records during the year. A fund is defined as a fiscal and accounting entity with a self balancing set of accounts. There are three categories of funds: governmental, proprietary and fiduciary.

*GOVERNMENTAL FUNDS*

Governmental funds are those through which most governmental functions typically are financed. Governmental fund reporting focuses on the sources, uses and balances of current financial resources. Expendable assets are assigned to the various governmental funds according to the purposes for which they may or must be used. Current liabilities are assigned to the fund from which they will be paid. The difference between governmental fund assets and liabilities is reported as fund balance. The following are the District's major governmental funds:

General Fund - The general fund is used to account for all financial resources except those required to be accounted for in another fund. The general fund balance is available for any purpose provided it is expended or transferred according to the general laws of Ohio.

Debt Service Fund - The debt service fund is used to account for the accumulation of resources for the repayment of debt.

Other governmental funds of the District are used to account for (a) food service operations; (b) financial resources to be used for the acquisition, construction, or improvement of capital facilities other than those financed by trust funds; and (c) for grants and other resources whose use is restricted to a particular purpose.

*PROPRIETARY FUND*

Proprietary funds are used to account for the District's ongoing activities which are similar to those often found in the private sector. The District has no proprietary funds.



**WOODMORE LOCAL SCHOOL DISTRICT  
SANDUSKY COUNTY, OHIO**

NOTES TO THE BASIC FINANCIAL STATEMENTS  
FOR THE FISCAL YEAR ENDED JUNE 30, 2005

**NOTE 2 - SUMMARY OF SIGNIFICANT ACCOUNTING POLICIES - (Continued)**

*FIDUCIARY FUNDS*

Fiduciary fund reporting focuses on net assets and changes in net assets. The fiduciary fund category is split into four classifications: pension trust funds, investment trust funds, private-purpose trust funds and agency funds. Trust funds are used to account for assets held by the District under a trust agreement for individuals, private organizations, or other governments and are therefore not available to support the District's own programs. The District's only trust fund is a private-purpose trust which accounts for scholarship programs for students. Agency funds are custodial in nature (assets equal liabilities) and do not involve measurement of results of operations. The District's agency fund accounts for student activities.

**C. Basis of Presentation and Measurement Focus**

*Government-wide Financial Statements* - The statement of net assets and the statement of activities display information about the District as a whole. These statements include the financial activities of the primary government, except for fiduciary funds.

The government-wide statement of activities presents a comparison between direct expenses and program revenues for each function or program of the governmental activities of the District. Direct expenses are those that are specifically associated with a service, program or department and therefore clearly identifiable to a particular function. Program revenues include amounts paid by the recipient of goods or services offered by the program and grants and contributions that are restricted to meeting the operational or capital requirements of a particular program. Revenues not classified as program revenues are presented as general revenues of the District.

The government-wide financial statements are prepared using the economic resources measurement focus. All assets and all liabilities associated with the operation of the District are included on the statement of net assets.

*Fund Financial Statements* - Fund financial statements report detailed information about the District. The focus of governmental fund financial statements is on major funds rather than reporting funds by type. Each major fund is presented in a separate column, and all nonmajor funds are aggregated into one column. Fiduciary funds are reported by fund type.

All governmental funds are accounted for using a flow of current financial resources measurement focus. With this measurement focus, only current assets and current liabilities generally are included on the balance sheet. The statement of revenues, expenditures and changes in fund balances reports on the sources (i.e., revenues and other financing sources) and uses (i.e., expenditures and other financing uses) of current financial resources. This approach differs from the manner in which the governmental activities of the government-wide financial statements are prepared. Governmental fund financial statements therefore include a reconciliation with brief explanations to better identify the relationship between the government-wide statements and the statements for governmental funds.

The private-purpose trust fund is reported using the economic resources measurement focus. Agency funds do not report a measurement focus as they do not report operations.

**WOODMORE LOCAL SCHOOL DISTRICT  
SANDUSKY COUNTY, OHIO**

NOTES TO THE BASIC FINANCIAL STATEMENTS  
FOR THE FISCAL YEAR ENDED JUNE 30, 2005

**NOTE 2 - SUMMARY OF SIGNIFICANT ACCOUNTING POLICIES - (Continued)**

**D. Basis of Accounting**

Basis of accounting determines when transactions are recorded in the financial records and reported on the financial statements. Government-wide financial statements are prepared using the accrual basis of accounting. Governmental funds use the modified accrual basis of accounting. Fiduciary funds also use the accrual basis of accounting.

Revenues - Exchange and Non-exchange Transactions - Revenue resulting from exchange transactions, in which each party gives and receives essentially equal value, is recorded on the accrual basis when the exchange takes place. On a modified accrual basis, revenue is recorded in the fiscal year in which the resources are measurable and become available. Available means that the resources will be collected within the current fiscal year or are expected to be collected soon enough thereafter to be used to pay liabilities of the current fiscal year. For the District, available means expected to be received within sixty days of fiscal year-end.

Nonexchange transactions, in which the District receives value without directly giving equal value in return, include property taxes, grants, entitlements and donations. On an accrual basis, revenue from property taxes is recognized in the fiscal year for which the taxes are levied (see Note 6).

Revenue from grants, entitlements and donations is recognized in the fiscal year in which all eligibility requirements have been satisfied. Eligibility requirements include timing requirements, which specify the year when the resources are required to be used or the fiscal year when use is first permitted, matching requirements, in which the District must provide local resources to be used for a specified purpose, and expenditure requirements, in which the resources are provided to the District on a reimbursement basis. On a modified accrual basis, revenue from nonexchange transactions must also be available before it can be recognized.

Under the modified accrual basis, the following revenue sources are considered to be both measurable and available at fiscal year-end: property taxes available as an advance, interest, tuition, grants, student fees and rentals.

Deferred Revenue - Deferred revenue arises when assets are recognized before revenue recognition criteria have been satisfied. Property taxes for which there is an enforceable legal claim as of June 30, 2005, but which were levied to finance fiscal year 2006 operations, have been recorded as deferred revenue. Grants and entitlements received before the eligibility requirements are met are also recorded as deferred revenue.

On governmental fund financial statements, receivables that will not be collected within the available period have also been reported as deferred revenue.

Expenses/Expenditures - On the accrual basis of accounting, expenses are recognized at the time they are incurred. The fair value of donated commodities received during the year is reported in the statement of revenues, expenditures and changes in fund balances as an expenditure with a like amount reported as intergovernmental revenue.

The measurement focus of governmental fund accounting is on decreases in net financial resources (expenditures) rather than expenses. Expenditures are generally recognized in the accounting period in which the related fund liability is incurred, if measurable. Allocation of cost, such as depreciation and amortization, are not recognized in governmental funds.

**WOODMORE LOCAL SCHOOL DISTRICT  
SANDUSKY COUNTY, OHIO**

**NOTES TO THE BASIC FINANCIAL STATEMENTS  
FOR THE FISCAL YEAR ENDED JUNE 30, 2005**

**NOTE 2 - SUMMARY OF SIGNIFICANT ACCOUNTING POLICIES - (Continued)**

**E. Budgets**

The District is required by state statute to adopt an annual appropriated cash basis budget for all funds. The specific timetable for fiscal year 2005 is as follows:

1. Prior to January 15 of the preceding year, the Superintendent and Treasurer submit to the Board of Education a proposed operating budget for the fiscal year commencing the following July 1. The budget includes proposed expenditures and the means of financing for all funds. Public hearings are publicized and conducted to obtain taxpayers' comments. The expressed purpose of this budget document is to reflect the need for existing (or increased) tax rates.
2. By no later than January 20, the board-adopted budget is filed with the Sandusky County Budget Commission for tax rate determination. The Sandusky County Commissioners waived this requirement for fiscal year 2005.
3. Prior to April 1, the Board of Education accepts, by formal resolution, the tax rates as determined by the Budget Commission and receives the Commission's Certificate of Estimated Resources which states the projected revenue of each fund. Prior to June 30, the District must revise its budget so that total contemplated expenditures from any fund during the ensuing year will not exceed the amount stated in the Certificate of Estimated Resources. The revised budget then serves as a basis for the appropriation measure. On or about July 1, the Certificate is amended to include any unencumbered balances from the preceding year as reported by the District Treasurer. The Certificate may be further amended during the year if projected increases or decreases in revenue are identified by the District Treasurer. The budget figures, as shown in the accompanying budgetary statement, reflect the amounts set forth in the original and final Amended Certificates issued for fiscal year 2005.
4. By July 1, the annual appropriation resolution is legally enacted by the Board of Education at the fund level of expenditures, which is the legal level of budgetary control. State statute permits a temporary appropriation to be effective until no later than October 1 of each year. Although the legal level of budgetary control was established at the fund level of expenditures, the District has elected to present budgetary statement comparisons at the fund level of expenditures. Resolution appropriations by fund must be within the estimated resources as certified by the County Budget Commission and the total of expenditures may not exceed the appropriation totals.
5. All funds, other than agency funds, are legally required to be budgeted and appropriated. The primary level of budgetary control is at the fund level. Any budgetary modifications at this level may only be made by resolution of the Board of Education.

Advances in and advances out are not required to be budgeted since they represent a temporary cash flow resource and are intended to be repaid.

6. Formal budgetary integration is employed as a management control device during the year for all funds consistent with the general obligation bond indenture and other statutory provisions. All funds completed the year within the amount of their legally authorized cash basis appropriation.

**WOODMORE LOCAL SCHOOL DISTRICT  
SANDUSKY COUNTY, OHIO**

**NOTES TO THE BASIC FINANCIAL STATEMENTS  
FOR THE FISCAL YEAR ENDED JUNE 30, 2005**

**NOTE 2 - SUMMARY OF SIGNIFICANT ACCOUNTING POLICIES - (Continued)**

7. Appropriations amounts are as originally adopted, or as amended by the Board of Education through the year by supplemental appropriations, which either reallocated or increased the original appropriated amounts. All supplemental appropriations were legally enacted by the Board prior to June 30, 2005, however, none of these amendments were significant. The budget figures, as shown in the accompanying budgetary statement, reflect the original and final appropriation amounts including all amendments and modifications.
8. Unencumbered appropriations lapse at fiscal year-end. Encumbered appropriations are carried forward to the succeeding fiscal year and need not be reappropriated. Expenditures may not legally exceed budgeted appropriations at the legal level of budgetary control.

**F. Cash and Investments**

To improve cash management, cash received by the District is pooled in a central bank account. Monies for all funds are maintained in this pool. Individual fund integrity is maintained through the District's records. Each fund's interest in the pool is presented as "Equity in Pooled Cash and Cash Equivalents" on the basic financial statements.

During fiscal year 2005, investments were limited to State Treasury Asset Reserve of Ohio (STAR Ohio) and repurchase agreements. Except for nonparticipating investment contracts, investments are reported at fair value, which is based on quoted market prices. Nonparticipating investment contracts, such as repurchase agreements, are reported at cost.

The District has invested funds in STAR Ohio during fiscal 2005. STAR Ohio is an investment pool managed by the State Treasurer's Office, which allows governments within the state to pool their funds for investment purposes. STAR Ohio is not registered with the SEC as an investment company, but does operate in a manner consistent with Rule 2a7 of the Investment Company Act of 1940. Investments in STAR Ohio are valued at STAR Ohio's share price which is the price the investment could be sold for on June 30, 2005.

Under existing Ohio statutes all investment earnings are assigned to the general fund unless statutorily required to be credited to a specific fund. By policy of the Board of Education, investment earnings are assigned to the general fund and the private-purpose trust funds. Interest revenue credited to the general fund during fiscal year 2005 amounted to \$31,006, which includes \$16,806 assigned from other funds.

For presentation on the basic financial statements, investments of the cash management pool and investments with original maturities of three months or less at the time they are purchased by the District are considered to be cash equivalents. Investments with an initial maturity of more than three months are reported as investments.

An analysis of the District's investment account at year-end is provided in Note 4.

**G. Inventory**

On government-wide and fund financial statements, inventories are presented at the lower of cost or market on a first-in, first-out basis and are expensed when used. Inventories are accounted for using the consumption method.

**WOODMORE LOCAL SCHOOL DISTRICT  
SANDUSKY COUNTY, OHIO**

NOTES TO THE BASIC FINANCIAL STATEMENTS  
FOR THE FISCAL YEAR ENDED JUNE 30, 2005

**NOTE 2 - SUMMARY OF SIGNIFICANT ACCOUNTING POLICIES - (Continued)**

Inventory consists of expendable supplies held for consumption, donated food and purchased food.

**H. Capital Assets**

General capital assets are those assets specifically related to governmental activities. These assets generally result from expenditures in the governmental funds. These assets are reported in the governmental activities column of the government-wide statement of net assets but are not reported in the fund financial statements.

All capital assets are capitalized at cost (or estimated historical cost) and updated for additions and retirements during the year. Donated capital assets are recorded at their fair market values as of the date received. During fiscal year 2005 the District has changed the capitalization threshold from \$500 to \$2,000. Improvements are capitalized; the costs of normal maintenance and repairs that do not add to the value of the asset or materially extend an asset's life are not. The District does not possess infrastructure.

All reported capital assets except land are depreciated. Improvements are depreciated over the remaining useful lives of the related capital assets. Depreciation is computed using the straight-line method over the following useful lives:

<u>Description</u>	Governmental Activities <u>Estimated Lives</u>
Land improvements	5 years
Buildings and improvements	10 - 50 years
Furniture and equipment	5 - 20 years
Vehicles	10 - 15 years

**I. Interfund Balances**

On fund financial statements, receivables and payables resulting from short-term interfund loans are classified as "interfund receivables/payables." Receivables and payables resulting from long-term interfund loans are classified as "advances to/from other funds". These amounts are eliminated in the governmental activities column on the statement of net assets.

**J. Compensated Absences**

Compensated absences of the District consist of vacation leave and severance liability to the extent that payments to the employee for these absences are attributable to services already rendered and are not contingent on a specific event that is outside the control of the District and the employee.

**WOODMORE LOCAL SCHOOL DISTRICT  
SANDUSKY COUNTY, OHIO**

**NOTES TO THE BASIC FINANCIAL STATEMENTS  
FOR THE FISCAL YEAR ENDED JUNE 30, 2005**

**NOTE 2 - SUMMARY OF SIGNIFICANT ACCOUNTING POLICIES - (Continued)**

In accordance with the provisions of GASB Statement No. 16, "Accounting for Compensated Absences", a liability for vacation leave is accrued if a) the employees' rights to payment are attributable to services already rendered; and b) it is probable that the employer will compensate the employees for the benefits through paid time off or other means, such as cash payment at termination or retirement. A liability for severance is accrued using the vesting method; i.e., the liability is based on the sick leave accumulated at June 30, 2005, by those employees who are currently eligible to receive termination (severance) payments, as well as those employees expected to become eligible in the future. For purposes of establishing a liability for severance on employees expected to become eligible to retire in the future, all employees with at least ten years of service regardless of their age were considered expected to become eligible to retire in accordance with GASB Statement No. 16.

The total liability for vacation and severance payments has been calculated using pay rates in effect at June 30, 2005, and reduced to the maximum payment allowed by labor contract and/or statute, plus any applicable additional salary related payments.

The entire compensated absence liability is reported on the government-wide financial statements.

For governmental fund financial statements, the current portion of unpaid compensated absences is the amount expected to be paid using expendable available resources. These amounts are recorded in the account "compensated absences payable" in the fund from which the employees who have accumulated unpaid leave are paid. The noncurrent portion of the liability is not reported.

**K. Accrued Liabilities and Long-Term Obligations**

All payables, accrued liabilities and long-term obligations are reported in the government-wide financial statements.

In general, governmental fund payables and accrued liabilities that, once incurred, are paid in a timely manner and in full from current financial resources, are reported as obligations of the funds. However, claims and judgments, compensated absences, and contractually required pension contributions that will be paid from governmental funds are reported as a liability in the fund financial statements only to the extent that they are due for payment during the current year. Bonds are recognized as a liability on the fund financial statements when due.

**L. Fund Balance Reserves**

The District reserves those portions of fund equity which are legally segregated for a specific future use or which do not represent available expendable resources and therefore are not available for appropriation or expenditure. Unreserved fund balance indicates that portion of fund equity which is available for appropriation in future periods. Fund equity reserves have been established for encumbrances, materials and supplies inventory, prepayments, advances, debt service, and property tax revenue unavailable for appropriation. The reserve for property taxes unavailable for appropriation represents taxes recognized as revenue under GAAP but not available for appropriation under state statute.

**WOODMORE LOCAL SCHOOL DISTRICT  
SANDUSKY COUNTY, OHIO**

**NOTES TO THE BASIC FINANCIAL STATEMENTS  
FOR THE FISCAL YEAR ENDED JUNE 30, 2005**

**NOTE 2 - SUMMARY OF SIGNIFICANT ACCOUNTING POLICIES - (Continued)**

**M. Net Assets**

Net assets represent the difference between assets and liabilities. Net assets invested in capital assets, net of related debt consist of capital assets, net of accumulated depreciation, reduced by the outstanding balances of any borrowings used for the acquisition, construction or improvement of those assets. Net assets are reported as restricted when there are limitations imposed on their use either through the enabling legislation adopted by the District or through external restrictions imposed by creditors, grantors or laws or regulations of other governments.

The District applies restricted resources first when an expense is incurred for purposes for which both restricted and unrestricted net assets are available.

**N. Prepayments**

Certain payments to vendors reflect the costs applicable to future accounting periods and are recorded as prepaid items in both government-wide and fund financial statements. These items are reported as assets on the balance sheet using the consumption method. A current asset for the prepaid amounts is recorded at the time of the purchase and the expenditure/expense is reported in the year in which services are consumed.

**O. Nonpublic Schools**

Within the boundaries of the District, Solomon Lutheran is operated through the District as a parochial school. State Legislation provides funding to this parochial school. The District receives the money and then disburses the money as directed by the parochial school. These transactions are reported in a nonmajor governmental fund of the District.

**P. Estimates**

The preparation of the basic financial statements in conformity with GAAP requires management to make estimates and assumptions that affect the amounts reported in the basic financial statements and accompanying notes. Actual results may differ from those estimates.

**Q. Restricted Assets**

Restricted assets in the general fund represent cash and cash equivalents set-aside to establish a textbook reserve. These reserves are required by state statute. A schedule of statutory reserves is presented in Note 16.

**R. Interfund Activity**

Exchange transactions between funds are reported as revenues in the seller funds and as expenditures/expenses in the purchaser funds. Flows of cash or goods from one fund to another without a requirement for repayment are reported as interfund transfers. Interfund transfers are reported as other financing sources/uses in governmental funds. Repayments from funds responsible for particular expenditures/expenses to the funds that initially paid for them are not presented on the basic financial statements.

**WOODMORE LOCAL SCHOOL DISTRICT  
SANDUSKY COUNTY, OHIO**

NOTES TO THE BASIC FINANCIAL STATEMENTS  
FOR THE FISCAL YEAR ENDED JUNE 30, 2005

**NOTE 2 - SUMMARY OF SIGNIFICANT ACCOUNTING POLICIES - (Continued)**

**S. Extraordinary and Special Items**

Extraordinary items are transactions or events that are both unusual in nature and infrequent in occurrence. Special items are transactions or events that are within the control of the Board of Education and that are either unusual in nature or infrequent in occurrence. Neither type of transaction occurred during fiscal year 2005.

**NOTE 3 - ACCOUNTABILITY & COMPLIANCE**

**A. Changes in Accounting Principles**

For fiscal year 2005, the District has implemented GASB Statement No. 40, "Deposit and Investment Risk Disclosures" and GASB Technical Bulletin 2004-2, "Recognition of Pension and Other Postemployment Benefit Expenditures/Expenses and Liabilities by Cost-Sharing Employers".

GASB Statement No. 40 establishes and modified disclosure requirements related to investment risks: credit risk (including custodial credit risk and concentrations of credit risk) and interest rate risk. This statement also establishes and modified disclosure requirements for custodial credit risk on deposits.

GASB Technical Bulletin No. 2004-2 addresses the amount that should be recognized as expenditure/expense and as a liability each period by employers participating in a cost-sharing multiple-employer pension and other postemployment benefit (OPEB) plans.

The implementation of GASB Statement No. 40 did not have an effect on the financial statements of the District, however additional note disclosure can be found in Note 4. The implementation of GASB Technical Bulletin No. 2004-2 had the following effect on the fund balances of the major and non-major funds of the District as they were previously reported as of June 30, 2004:

	General	Debt Service	Nonmajor	Total
Fund Balances, June 30, 2004	\$ 735,751	\$ 372,334	\$ 363,276	\$ 1,471,361
GASB Technical Bulletin No. 2004-2	(43,738)	-	(27,033)	(70,771)
Restated Fund Balance, June 30, 2004	\$ 692,013	\$ 372,334	\$ 336,243	\$ 1,400,590

The District presented a prior period adjustment to capital assets due to a change made to the capitalization threshold (see Note 2.H. for detail) and correction of errors which affects net assets at the beginning of the year as follows:

	Total
Net assets, June 30, 2004	\$ 5,343,766
Restatement for capitalization threshold	(269,252)
Restated net assets, June 30, 2004	\$ 5,074,514



**WOODMORE LOCAL SCHOOL DISTRICT  
SANDUSKY COUNTY, OHIO**

NOTES TO THE BASIC FINANCIAL STATEMENTS  
FOR THE FISCAL YEAR ENDED JUNE 30, 2005

**NOTE 3 - ACCOUNTABILITY & COMPLIANCE - (Continued)**

**B. Deficit Fund Balances**

Fund balances at June 30, 2005 included the following individual fund deficits:

<u>Nonmajor Funds</u>	<u>Deficit</u>
Food service	\$ 15,447
Ohio Reads	10
Summer Intervention	1,218
Title I - Instructional Programs - Migrant	17,806
Title I - Disadvantaged Children	959
Title V	6,024
Title III-A	1,326

These funds complied with Ohio state law, which does not permit a cash basis deficit at year-end. The general fund is liable for any deficits in these funds and provides transfers when cash is required, not when accruals occur. The deficit fund balances result from adjustments for accrued liabilities.

**NOTE 4 - DEPOSITS AND INVESTMENTS**

State statutes classify monies held by the District into three categories.

Active deposits are public deposits necessary to meet current demands on the treasury. Such monies must be maintained either as cash in the District treasury, in commercial accounts payable or withdrawable on demand, including negotiable order of withdrawal (NOW) accounts, or in money market deposit accounts.

Inactive deposits are public deposits that the Board of Education has identified as not required for use within the current five year period of designation of depositories. Inactive deposits must either be evidenced by certificates of deposit maturing not later than the end of the current period of designation of depositories, or by savings or deposit accounts including, but not limited to, passbook accounts.

Interim deposits are deposits of interim monies. Interim moneys are those monies which are not needed for immediate use but which will be needed before the end of the current period of designation of depositories. Interim deposits must be evidenced by time certificates of deposit maturing not more than one year from the date of deposit or by savings or deposit accounts including passbook accounts.

Protection of District's deposits is provided by the Federal Deposit Insurance Corporation (FDIC), by eligible securities pledged by the financial institution as security for repayment, by surety company bonds deposited with the Treasurer by the financial institution or by a single collateral pool established by the financial institution to secure the repayment of all public monies deposited with the institution.

Interim monies to be deposited or invested in the following securities:

1. United States Treasury Notes, Bills, Bonds, or any other obligation or security issued by the United States Treasury or any other obligation guaranteed as to principal and interest by the United States;

**WOODMORE LOCAL SCHOOL DISTRICT  
SANDUSKY COUNTY, OHIO**

**NOTES TO THE BASIC FINANCIAL STATEMENTS  
FOR THE FISCAL YEAR ENDED JUNE 30, 2005**

**NOTE 4 - DEPOSITS AND INVESTMENTS - (Continued)**

2. Bonds, notes, debentures, or any other obligations or securities issued by any federal government agency or instrumentality, including but not limited to, the Federal National Mortgage Association, Federal Home Loan Bank, Federal Farm Credit Bank, Federal Home Loan Mortgage Corporation, Government National Mortgage Association, and Student Loan Marketing Association. All federal agency securities shall be direct issuances of federal government agencies or instrumentalities;
3. Written repurchase agreements in the securities listed above provided that the market value of the securities subject to the repurchase agreement must exceed the principal value of the agreement by at least two percent and be marked to market daily, and that the term of the agreement must not exceed thirty days;
4. Bonds and other obligations of the State of Ohio;
5. No-load money market mutual funds consisting exclusively of obligations described in division (1) or (2) of this section and repurchase agreements secured by such obligations, provided that investments in securities described in this division are made only through eligible institutions;
6. The State Treasurer's investment pool (STAR Ohio);
7. Certain banker's acceptance and commercial paper notes for a period not to exceed one hundred eighty days from the purchase date in an amount not to exceed twenty-five percent of the interim monies available for investment at any one time: and,
8. Under limited circumstances, corporate debt interests rated in either of the two highest classifications by at least two nationally recognized rating agencies.

Investments in stripped principal or interest obligations, reverse repurchase agreements and derivatives are prohibited. The issuance of taxable notes for the purpose of arbitrage, the use of leverage and short selling are also prohibited. An investment must mature within five years from the date of purchase unless matched to a specific obligation or debt of the District, and must be purchased with the expectation that it will be held to maturity. Investments may only be made through specified dealers and institutions. Payment for investments may be made only upon delivery of the securities representing the investments to the Treasurer or, if the securities are not represented by a certificate, upon receipt of confirmation of transfer from the custodian.

**A. Cash on Hand**

At year-end, the District had \$3,095 in undeposited cash on hand which is included on the financial statements of the District as part of "Equity in Pooled Cash and Cash Equivalents."

**B. Deposits with Financial Institutions**

At June 30, 2005, the carrying amount of all District deposits was \$1,393,994. Based on the criteria described in GASB Statement No. 40, "Deposits and Investment Risk Disclosures", as of June 30, 2005, \$1,245,736 of the District's bank balance of \$1,545,736 was exposed to custodial risk as discussed below, while \$300,000 was covered by Federal Deposit Insurance Corporation.

**WOODMORE LOCAL SCHOOL DISTRICT  
SANDUSKY COUNTY, OHIO**

NOTES TO THE BASIC FINANCIAL STATEMENTS  
FOR THE FISCAL YEAR ENDED JUNE 30, 2005

**NOTE 4 - DEPOSITS AND INVESTMENTS - (Continued)**

Custodial credit risk is the risk that, in the event of bank failure, the District's deposits may not be returned. All deposits are collateralized with eligible securities in amounts equal to at least 105% of the carrying value of the deposits. Such collateral, as permitted by the Ohio revised Code, is held in single financial institution collateral pools at Federal Reserve Banks, or at member banks of the federal reserve system, in the name of the respective depository bank and pledged as a pool of collateral against all of the public deposits it holds or as specific collateral held at the Federal Reserve Bank in the name of the District.

**C. Investments**

As of June 30, 2005, the District had the following investments and maturities:

<u>Investment type</u>	<u>Fair Value</u>	<u>Investment Maturity 6 months or less</u>
STAR Ohio	<u>\$ 186,707</u>	<u>\$ 186,707</u>

*Interest Rate Risk:* As a means of limiting its exposure to fair value losses arising from rising interest rates and according to state law, the District's investment policy limits investment portfolio maturities to five years or less.

*Credit Risk:* Standard & Poor's has assigned STAR Ohio an AAAM money market rating.

*Concentration of Credit Risk:* The District places no limit on the amount that may be invested in any one issuer. The following table includes the percentage of each investment type held by the District at June 30, 2005:

<u>Investment type</u>	<u>Fair Value</u>	<u>% of Total</u>
STAR Ohio	<u>\$ 186,707</u>	<u>100.00%</u>

**D. Reconciliation of Cash and Investment to the Statement of Net Assets**

The following is a reconciliation of cash and investments as reported in the footnote above to cash and investments as reported on the statement of net assets as of June 30, 2005:

<u>Cash and investments per footnote</u>	
Carrying amount of deposits	\$ 1,393,994
Investments	186,707
Cash on hand	<u>3,095</u>
Total	<u>\$ 1,583,796</u>

**WOODMORE LOCAL SCHOOL DISTRICT  
SANDUSKY COUNTY, OHIO**

NOTES TO THE BASIC FINANCIAL STATEMENTS  
FOR THE FISCAL YEAR ENDED JUNE 30, 2005

**NOTE 4 - DEPOSITS AND INVESTMENTS - (Continued)**

<u>Cash and investments per Statement of Net Assets</u>	
Governmental activities	\$ 1,396,232
Private-purpose trust funds	120,788
Agency funds	<u>66,776</u>
Total	<u>\$ 1,583,796</u>

**NOTE 5 - INTERFUND TRANSACTIONS**

- A. Interfund balances at June 30, 2005 as reported on the fund statements, consist of the following individual interfund loans receivable and payable:

<u>Receivable Fund</u>	<u>Payable Fund</u>	<u>Amount</u>
General	Nonmajor governmental funds	\$ 25,980

The primary purpose of the interfund balances is to cover costs in specific funds where revenues were not received by June 30. These interfund balances will be repaid once the anticipated revenues are received. All interfund balances are expected to be repaid within one year.

Interfund balances between governmental funds are eliminated on the government-wide financial statements; therefore, no internal balances at June 30, 2005 are reported on the statement of net assets.

- B. Loans to/from other funds at June 30, 2005 as reported on the fund statements, consisted of the following:

<u>Receivable Fund</u>	<u>Payable Fund</u>	<u>Amount</u>
General	Nonmajor governmental funds	\$ 1,462
Debt Service	General	<u>1,495</u>
Total loans to/from other funds		<u>\$ 2,957</u>

The primary purpose of the loans is to cover costs in specific funds where revenues were not received by June 30. These loans will be repaid once the anticipated revenues are received.

Loans between governmental funds are eliminated on the government-wide financial statements; therefore, no internal balances at June 30, 2005 are reported on the statement of net assets.

**WOODMORE LOCAL SCHOOL DISTRICT  
SANDUSKY COUNTY, OHIO**

**NOTES TO THE BASIC FINANCIAL STATEMENTS  
FOR THE FISCAL YEAR ENDED JUNE 30, 2005**

**NOTE 6 - PROPERTY TAXES**

Property taxes are levied and assessed on a calendar year basis while the District fiscal year runs from July through June. First half tax collections are received by the District in the second half of the fiscal year. Second half tax distributions occur in the first half of the following fiscal year.

Property taxes include amounts levied against all real, public utility and tangible personal property (used in business) located in the District. Real property tax revenue received in calendar 2005 represents collections of calendar year 2004 taxes. Real property taxes received in calendar year 2005 were levied after April 1, 2004, on the assessed value listed as of January 1, 2004, the lien date. Assessed values for real property taxes are established by state law at thirty-five percent of appraised market value. Real property taxes are payable annually or semi-annually. If paid annually, payment is due December 31; if paid semi-annually, the first payment is due December 31 with the remainder payable by June 20. Under certain circumstances, state statute permits alternate payment dates to be established.

Public utility property tax revenue received in calendar 2005 represents collections of calendar year 2004 taxes. Public utility real and tangible personal property taxes received in calendar year 2005 became a lien December 31, 2003, were levied after April 1, 2004 and are collected in 2005 with real property taxes. Public utility real property is assessed at thirty-five percent of true value; public utility tangible personal property currently is assessed at varying percentages of true value.

Tangible personal property tax revenue received during calendar 2005 (other than public utility property) represents the collection of 2005 taxes. Tangible personal property taxes received in calendar year 2005 were levied after April 1, 2005, on the value as of December 31, 2004. Tangible personal property is currently assessed at twenty-five percent of true value for capital assets and twenty-three percent of true value for inventory. Payments by multi-county taxpayers are due September 20. Single county taxpayers may pay annually or semi-annually. If paid annually, payment is due April 30; if paid semi-annually, the first payment is due April 30, with the remainder payable by September 20. Tangible personal property taxes paid by April 30 are usually received by the District prior to June 30.

The District receives property taxes from Sandusky and Ottawa Counties. The County Auditors periodically advances to the District its portion of the taxes collected. Second-half real property tax payments collected by the County by June 30, 2005, are available to finance fiscal year 2005 operations. The amount available to be advanced can vary based on the date tax bills are sent.

Accrued property taxes receivable includes real property, public utility property and tangible personal property taxes which are measurable as of June 30, 2005 and for which there is an enforceable legal claim. Although total property tax collections for the next fiscal year are measurable, only the amount of real property taxes available as an advance at June 30 was levied to finance current fiscal year operations and is reported as revenue at fiscal year-end. The portion of the receivable not levied to finance current fiscal year operations is offset by a credit to deferred revenue.

The amount available as an advance at June 30, 2005 was \$674,080 in the general fund, \$82,220 in the debt service fund and \$18,588 in the capital projects fund (a nonmajor governmental fund). This amount has been recorded as revenue. The amount available as an advance at June 30, 2004 was \$575,089 in the general fund, \$74,895 in the debt service fund, and \$9,839 in the Permanent Improvement capital projects fund (a nonmajor governmental fund).

On a full accrual basis, collectible delinquent property taxes have been recorded as a receivable and revenue, while on a modified accrual basis the revenue has been deferred.

**WOODMORE LOCAL SCHOOL DISTRICT  
SANDUSKY COUNTY, OHIO**

NOTES TO THE BASIC FINANCIAL STATEMENTS  
FOR THE FISCAL YEAR ENDED JUNE 30, 2005

**NOTE 6 - PROPERTY TAXES - (Continued)**

The assessed values upon which the fiscal year 2005 taxes were collected are:

	2004 Second Half Collections		2005 First Half Collections	
	<u>Amount</u>	<u>Percent</u>	<u>Amount</u>	<u>Percent</u>
Agricultural/residential and other real estate	\$ 114,194,260	77.22	\$ 115,782,070	78.41
Public utility personal	5,994,300	4.05	6,474,750	4.38
Tangible personal property	<u>27,696,632</u>	<u>18.73</u>	<u>25,411,380</u>	<u>17.21</u>
Total	<u>\$ 147,885,192</u>	<u>100.00</u>	<u>\$ 147,668,200</u>	<u>100.00</u>
Tax rate per \$1,000 of assessed valuation	\$ 48.25		\$ 53.50	

**NOTE 7 - RECEIVABLES**

Receivables at June 30, 2005 consisted of taxes and intergovernmental grants and entitlements. All receivables are considered collectible in full due to the ability to foreclose for the nonpayment of taxes, the stable condition of state programs and the current year guarantee of federal funds. A summary of the items of receivables reported on the statement of net assets follows:

**Governmental Activities:**

Property taxes	\$ 4,641,219
Intergovernmental	<u>221,673</u>
Total	<u>\$ 4,862,892</u>

Receivables have been disaggregated on the face of the basic financial statements. All receivables are expected to be collected within the subsequent year.

**WOODMORE LOCAL SCHOOL DISTRICT  
SANDUSKY COUNTY, OHIO**

NOTES TO THE BASIC FINANCIAL STATEMENTS  
FOR THE FISCAL YEAR ENDED JUNE 30, 2005

**NOTE 8 - CAPITAL ASSETS**

- A. Capital asset balances of the governmental activities have been restated due to a change in threshold (see Note 2.H. for detail) and correction of errors in the previous year:

	Balance 06/30/03	Adjustments	Restated Balance 06/30/04
<b>Governmental Activities</b>			
<i>Capital assets, not being depreciated:</i>			
Land	\$ 174,516	\$ -	\$ 174,516
Total capital assets, not being depreciated	<u>174,516</u>	<u>-</u>	<u>174,516</u>
<i>Capital assets, being depreciated:</i>			
Land improvements	497,836	-	497,836
Buildings and improvements	8,719,991	(1,746)	8,718,245
Furniture and equipment	2,356,725	(1,184,476)	1,172,249
Vehicles	742,774	-	742,774
Total capital assets, being depreciated:	<u>12,317,326</u>	<u>(1,186,222)</u>	<u>11,131,104</u>
<i>Less: accumulated depreciation</i>	<u>(5,982,630)</u>	<u>916,970</u>	<u>(5,065,660)</u>
Governmental activities capital assets, net	<u>\$ 6,509,212</u>	<u>\$ (269,252)</u>	<u>\$ 6,239,960</u>

- B. Capital asset activity for the fiscal year ended June 30, 2005, was as follows:

	Restated Balance 06/30/04	Additions	Deductions	Balance 06/30/05
<b>Governmental Activities</b>				
<i>Capital assets, not being depreciated:</i>				
Land	\$ 174,516	\$ -	\$ -	\$ 174,516
Total capital assets, not being depreciated	<u>174,516</u>	<u>-</u>	<u>-</u>	<u>174,516</u>
<i>Capital assets, being depreciated:</i>				
Land improvements	497,836	-	-	497,836
Buildings and improvements	8,718,245	79,729	-	8,797,974
Furniture and equipment	1,172,249	41,713	-	1,213,962
Vehicles	742,774	-	-	742,774
Total capital assets, being depreciated:	<u>11,131,104</u>	<u>121,442</u>	<u>-</u>	<u>11,252,546</u>
<i>Less: accumulated depreciation</i>				
Land improvements	(497,836)	-	-	(497,836)
Buildings and improvements	(3,203,869)	(186,557)	-	(3,390,426)
Furniture and equipment	(874,456)	(56,241)	-	(930,697)
Vehicles	(489,499)	(53,503)	-	(543,002)
Total accumulated depreciation	<u>(5,065,660)</u>	<u>(296,301)</u>	<u>-</u>	<u>(5,361,961)</u>
Governmental activities capital assets, net	<u>\$ 6,239,960</u>	<u>\$ (174,859)</u>	<u>\$ -</u>	<u>\$ 6,065,101</u>

**WOODMORE LOCAL SCHOOL DISTRICT  
SANDUSKY COUNTY, OHIO**

NOTES TO THE BASIC FINANCIAL STATEMENTS  
FOR THE FISCAL YEAR ENDED JUNE 30, 2005

**NOTE 8 - CAPITAL ASSETS - (Continued)**

Depreciation expense was charged to governmental functions as follows:

<u>Instruction:</u>	
Regular	\$ 156,269
Vocational	2,813
<u>Support Services:</u>	
Instructional staff	31,915
Board of Education	3,851
Administration	3,924
Fiscal	2,440
Operations and maintenance	23,520
Pupil transportation	48,219
Extracurricular activities	3,633
Food service operations	<u>19,717</u>
Total depreciation expense	<u>\$ 296,301</u>

**NOTE 9 - CAPITALIZED LEASES - LESSEE DISCLOSURE**

During a prior year, the District entered into a capitalized lease for a vehicle. This lease agreement met the criteria of a capital lease as defined by FASB Statement No. 13, "Accounting for Leases", which defines a capital lease generally as one which transfers benefits and risks of ownership to the lessee. Capital lease payments have been reclassified and are reflected as debt service expenditures in the fund financial statements for the governmental funds. These expenditures are reported as function expenditures on the budgetary statements.

Capital assets consisting of a vehicle have been capitalized in the amount of \$18,212. This amount represents the present value of the minimum lease payments at the time of acquisition. A corresponding liability is recorded in the government-wide financial statements. On the fund financial statements, principal payments in fiscal year 2005 totaled \$5,736 paid by the general fund.

The following is a schedule of the future long-term minimum lease payments required under the capital lease and the present value of the future minimum lease payments as of June 30, 2005:

<u>Fiscal Year Ending June 30,</u>	<u>Amount</u>
2006	<u>\$ 6,476</u>
Total minimum lease payments	6,476
Less: amount representing interest	<u>(382)</u>
Total	<u>\$ 6,094</u>



**WOODMORE LOCAL SCHOOL DISTRICT  
SANDUSKY COUNTY, OHIO**

NOTES TO THE BASIC FINANCIAL STATEMENTS  
FOR THE FISCAL YEAR ENDED JUNE 30, 2005

**NOTE 10 - LONG-TERM OBLIGATIONS**

A. During the fiscal year 2005, the following changes occurred in governmental activities long-term obligations:

	Interest Rate	Balance Outstanding 06/30/04	Additions	Reductions	Balance Outstanding 06/30/05	Amounts Due in One Year
<b>Governmental Activities:</b>						
<u>General Obligation Bonds:</u>						
Current interest bonds	4.60-15.00%	\$ 1,360,000	\$ -	\$ (480,000)	\$ 880,000	\$ -
Capital appreciation bonds		64,826	-	-	64,826	36,093
Accreted interest on capital appreciation bonds		<u>797,923</u>	<u>72,538</u>	<u>-</u>	<u>870,461</u>	<u>453,907</u>
Total general obligation bonds payable		<u>2,222,749</u>	<u>72,538</u>	<u>(480,000)</u>	<u>1,815,287</u>	<u>490,000</u>
<u>Other Long-Term Obligations:</u>						
Capital lease obligation		11,830	-	(5,736)	6,094	6,094
Compensated absences		<u>650,435</u>	<u>62,937</u>	<u>(62,962)</u>	<u>650,410</u>	<u>68,867</u>
Total other long-term obligations		<u>662,265</u>	<u>62,937</u>	<u>(68,698)</u>	<u>656,504</u>	<u>74,961</u>
Total governmental activities long-term obligations		<u>\$ 2,885,014</u>	<u>\$ 135,475</u>	<u>\$ (548,698)</u>	<u>\$ 2,471,791</u>	<u>\$ 564,961</u>

Series 1993 Bonds - On April 15, 1993, the District issued \$5,185,000 in general obligation bonds to provide funds for the construction and improvement to various facilities.

This issue is comprised of both current interest bonds, par value \$5,185,000, and capital appreciation bonds, par value \$64,826. The interest rates on the current interest bonds range from 4.6% to 15.00%. The capital appreciation bonds mature on December 1, 2005 (effective interest 7.747%) and December 1, 2006 (effective interest 7.736%) at a redemption price equal to 100% of the principal, plus accrued interest to the redemption date. The present value (as of issue date) reported in the statement of net assets at June 30, 2005 was \$64,826. A total of \$870,461 in accreted interest on the capital appreciation bonds has been included in the statement of net assets at June 30, 2005.

Interest payments on the current interest bonds are due on June 1 and December 1 of each year. The final maturity date is December 2008.

**WOODMORE LOCAL SCHOOL DISTRICT  
SANDUSKY COUNTY, OHIO**

NOTES TO THE BASIC FINANCIAL STATEMENTS  
FOR THE FISCAL YEAR ENDED JUNE 30, 2005

**NOTE 10 - LONG-TERM OBLIGATIONS - (Continued)**

**B.** The following is a summary of the District's future annual debt service requirements to maturity for notes and bonds:

Year Ending June 30	Current Interest Bonds			Capital Appreciation Bonds		
	Principal	Interest	Total	Principal	Interest	Total
2006	\$ -	\$ 49,720	\$ 49,720	\$ 36,093	\$ 453,907	\$ 490,000
2007	-	49,720	49,720	28,733	451,267	480,000
2008	455,000	36,866	491,866	-	-	-
2009	425,000	12,006	437,006	-	-	-
Total	<u>\$ 880,000</u>	<u>\$ 148,312</u>	<u>\$ 1,028,312</u>	<u>\$ 64,826</u>	<u>\$ 905,174</u>	<u>\$ 970,000</u>

**C. Legal Debt Margin**

The Ohio Revised Code provides that voted net general obligation debt of the District shall never exceed 9% of the total assessed valuation of the District. The code further provides that unvoted indebtedness shall not exceed 1/10 of 1% of the property valuation of the District.

The effects of these debt limitations at June 30, 2005 are a voted debt margin of \$12,777,474 (including available funds of \$367,336) and an unvoted debt margin of \$147,668.

**NOTE 11 - RISK MANAGEMENT**

**A. Comprehensive**

The District is exposed to various risks of loss related to tort; theft of, damage to and destruction of assets; errors and omissions; injuries to employees; and natural disasters. The District participates in the School of Ohio Risk Sharing Authority, Inc. for the following insurance coverage:

Coverage provided by School of Ohio Risk Sharing (SORSA) is as follows:

- Building and Contents/Boiler and Machinery – blanket coverage building and premises, 90% coinsurance with \$1,000.00 deductible	\$ 26,023,143
- Inland Marine - Electronic Data Processing Equipment	\$ 1,250,000
- Inland Marine - Musical Equipment, electronics, uniforms	\$ 500,000
- Inland Marine - Mobile Equipment	\$ 10,700

Coverage provided by School of Ohio Risk Sharing is as follows:

- Automobile Liability(\$1,000 deductible per person/accident)	\$ 4,000,000
- Medical Payments - per person	\$ 1,000
per accident	\$ 5,000

Coverage provided by School of Ohio Risk Sharing is as follows:

- General School District Liability	
Per occurrence	\$ 4,000,000
General Aggregate Liability	\$ 6,000,000
Educators Legal Liability (per occurrence)	\$ 4,000,000
Educators Legal Liability (aggregate)	\$ 4,000,000

**WOODMORE LOCAL SCHOOL DISTRICT  
SANDUSKY COUNTY, OHIO**

**NOTES TO THE BASIC FINANCIAL STATEMENTS  
FOR THE FISCAL YEAR ENDED JUNE 30, 2005**

**NOTE 11 - RISK MANAGEMENT - (Continued)**

Settled claims have not exceeded this commercial coverage in any of the past three years, and there has been no significant reduction in insurance coverage from the prior year.

**B. Medical/Dental Insurance**

The District participates in the San-Ott Insurance Consortium (the "Consortium"), a public entity shared risk pool consisting of ten local school districts. The District pays monthly premiums to the Consortium for employee medical and dental insurance benefits. The Consortium is responsible for the management and operation of the program. Upon withdrawal from the Consortium, a participant is responsible for the payment of all liabilities to its employees, dependents, and designated beneficiaries accruing as a result of withdrawal.

Depending upon the plan chosen, the employees share the cost of the monthly premium with the Board. The premium varies with employee depending on the terms of the union contract. Life insurance and accidental death and dismemberment insurance are provided through Mutual of Omaha Insurance Company.

**C. Workers' Compensation Plan**

The District participates in the Ohio School Boards Association Workers' Compensation Group Rating Plan (the "Plan"), an insurance purchasing pool (see Note 2.A.). The intent of the Plan is to achieve the benefit of a reduced premium for the District by virtue of its grouping and representation with other participants in the Plan.

The workers' compensation experience of the participating districts is calculated as one experience and a common premium rate is applied to all school districts in the Plan. Each participant pays its workers' compensation premium to the state based on the rate for the Plan rather than its individual rate. Total savings are then calculated and each participant's individual performance is compared to the overall savings percentage of the Plan. A participant will then either receive money from or be required to contribute to the "Equity Pooling Fund". This "equity pooling" arrangement insures that each participant shares equally in the overall performance of the Plan. Participation in the Plan is limited to districts that can meet the Plan's selection criteria. The firm of Sheakley Uniservice provides administrative, cost control and actuarial services to the Plan.

**NOTE 12 - DEFINED BENEFIT PENSION PLAN**

**A. School Employees Retirement System**

The District contributes to the School Employees Retirement System of Ohio (SERS), a cost-sharing, multiple-employer defined benefit pension plan. SERS provides retirement and disability benefits, annual cost-of-living adjustments, and death benefits to plan members and beneficiaries. Authority to establish and amend benefits is provided by Chapter 3309 of the Ohio Revised Code. SERS issues a publicly available, stand-alone financial report that includes financial statements and required supplementary information. The report may be obtained by writing to the School Employees Retirement System, 300 East Broad Street, Suite 100, Columbus, Ohio 43215-3746, or by calling (614) 222-5853.

**WOODMORE LOCAL SCHOOL DISTRICT  
SANDUSKY COUNTY, OHIO**

**NOTES TO THE BASIC FINANCIAL STATEMENTS  
FOR THE FISCAL YEAR ENDED JUNE 30, 2005**

**NOTE 12 - DEFINED BENEFIT PENSION PLAN - (Continued)**

Plan members are required to contribute 10% of their annual covered salary and the District is required to contribute at an actuarially determined rate. The current District rate is 14% of annual covered payroll. A portion of the District's contribution is used to fund pension obligations with the remainder being used to fund health care benefits. For fiscal year 2005, 10.57% of annual covered salary was the portion used to fund pension obligations. For fiscal year 2004, 9.09% of annual covered salary was the portion used to fund pension obligations. The contribution requirements of plan members and employers are established and may be amended, up to a statutory maximum amount, by the SERS' Retirement Board. The adequacy of the contribution rates is determined annually. The District's required contributions for pension obligations to SERS for the fiscal years ended June 30, 2005, 2004, and 2003 were \$109,822, \$98,551 and \$55,754, respectively; 48% has been contributed for fiscal year 2005 and 100% for the fiscal years 2004 and 2003. \$57,224 represents the unpaid contribution for fiscal year 2005 and is recorded as a liability within the respective funds.

**B. State Teachers Retirement System**

The District contributes to the State Teachers Retirement System of Ohio (STRS), a cost-sharing, multiple-employer public employee retirement system administered by the State Teachers Retirement Board. STRS provides retirement and disability benefits, annual cost-of-living adjustments, and death and survivor benefits to plan members and beneficiaries. Authority to establish and amend benefits is provided by Chapter 3307 of the Ohio Revised Code. STRS issues a publicly available, stand-alone financial report that includes financial statements and required supplementary information. The report may be obtained by writing to the State Teachers Retirement System, 275 East Broad Street, Columbus, Ohio 43215-3371, by calling (614) 227-4090, or by visiting the STRS website at [www.strsoh.org](http://www.strsoh.org).

New members have a choice of three retirement plans, a Defined Benefit (DB) Plan, a Defined Contribution (DC) Plan and a Combined Plan. The DB Plan offers an annual retirement allowance based on final average salary times a percentage that varies based on years of service, or an allowance based on member contributions and earned interest matched by STRS Ohio funds times an actuarially determined annuity factor. The DC Plan allows members to place all their member contributions and employer contributions equal to 10.5% of earned compensation into an investment account. Investment decisions are made by the member. A member is eligible to receive a retirement benefit at age 50 and termination of employment. The Combined Plan offers features of both the DC Plan and the DB Plan. In the Combined Plan, member contributions are invested by the member, and employer contributions are used to fund the defined benefit payment at a reduced level from the regular DB Plan. DC and Combined Plan members will transfer to the Defined Benefit Plan during their fifth year of membership unless they permanently select the DC or Combined Plan. Benefits are established by Chapter 3307 of the Ohio Revised Code.

A DB or Combined Plan member with five or more years credited service who becomes disabled may qualify for a disability benefit. Eligible spouses and dependents of these active members who die before retirement may qualify for survivor benefits. Members in the DC Plan who become disabled are entitled only to their account balance. If a member dies before retirement benefits begin, the member's designated beneficiary is entitled to receive the member's account balance.

**WOODMORE LOCAL SCHOOL DISTRICT  
SANDUSKY COUNTY, OHIO**

**NOTES TO THE BASIC FINANCIAL STATEMENTS  
FOR THE FISCAL YEAR ENDED JUNE 30, 2005**

**NOTE 12 - DEFINED BENEFIT PENSION PLAN - (Continued)**

Plan members are required to contribute 10% of their annual covered salary and the District is required to contribute at an actuarially determined rate. The current District rate is 14% of annual covered payroll. A portion of the District's contribution is used to fund pension obligations with the remainder being used to fund health care benefits. For fiscal years 2005 and 2004, 13% of annual covered salary was the portion used to fund pension obligations. Contribution rates are established by the State Teachers Retirement Board, upon recommendation of its consulting actuary, not to exceed statutory maximum rates of 10% for members and 14% for employers. Chapter 3307 of the Ohio Revised Code provides statutory authority for member and employee contributions. The District's required contributions for pension obligations to the DB plan for the fiscal years ended June 30, 2005, 2004, and 2003 were \$563,472, \$551,525, and \$565,572, respectively; 89% has been contributed for fiscal year 2005 and 100% for the fiscal years 2004 and 2003. \$62,086 represents the unpaid contribution for fiscal year 2005 and is recorded as a liability within the respective funds. Contributions to the DC and Combined Plans for fiscal 2005 were \$5,154 made by the District and \$5,747 made by plan members.

**C. Social Security System**

Effective July 1, 1991, all employees not otherwise covered by the School Employees Retirement System or the State Teachers Retirement System have an option to choose Social Security or the School Employees Retirement Systems/State Teachers Retirement System. As of June 30, 2005, certain members of the Board of Education have elected Social Security. The District's liability is 6.2% of wages paid.

**NOTE 13 - POSTEMPLOYMENT BENEFITS**

The District provides comprehensive health care benefits to retired teachers and their dependents through STRS, and to retired non-certified employees and their dependents through SERS. Benefits include hospitalization, physicians' fees, prescription drugs, and partial reimbursement of monthly Medicare Part B premiums. Benefit provisions and the obligations to contribute are established by STRS and SERS based on authority granted by state statute. Both STRS and SERS are funded on a pay-as-you-go-basis.

The State Teachers Retirement Board has statutory authority over how much, if any, of the health care costs will be absorbed by STRS. Most benefit recipients pay a portion of the health care cost in the form of a monthly premium. By Ohio law, the cost of coverage paid from STRS funds shall be included in the employer contribution rate, currently 14% of covered payroll. For fiscal year 2005, the State Teachers Retirement Board allocated employer contributions equal to 1% of covered payroll to the Health Care Stabilization Fund. For the District, this amount equaled \$43,344 during fiscal 2005.

STRS pays health care benefits from the Health Care Stabilization Fund. The balance in the Health Care Stabilization Fund was \$3.1 billion at June 30, 2004 (the latest information available). For the fiscal year ended June 30, 2004 (the latest information available), net health care costs paid by STRS were \$268.739 million and STRS had 111,853 eligible benefit recipients.

For SERS, coverage is made available to service retirees with 10 or more years of qualifying service credit, and disability and survivor benefit recipients. Effective January 1, 2004, all retirees and beneficiaries are required to pay a portion of their health care premium. The portion is based on years of service, Medicare eligibility and retirement status. A safety net is in place for retirees whose household income falls below federal poverty levels. Premiums are reduced by 50% for those who apply.

**WOODMORE LOCAL SCHOOL DISTRICT  
SANDUSKY COUNTY, OHIO**

**NOTES TO THE BASIC FINANCIAL STATEMENTS  
FOR THE FISCAL YEAR ENDED JUNE 30, 2005**

**NOTE 13 - POSTEMPLOYMENT BENEFITS - (Continued)**

For fiscal year 2005, employer contributions to fund health care benefits were 3.43% of covered payroll. In addition, SERS levies a surcharge to fund health care benefits equal to 14% of the difference between a minimum pay and the member's pay, pro-rated for partial service credit. For fiscal year 2005, the minimum pay has been established at \$27,400. The surcharge, added to the unallocated portion of the 14% employer contribution rate, provides for maintenance of the asset target level for the health care fund.

The target level for the health care reserve is 150% of annual health care expenses, before premium deduction. Gross expenses for health care at June 30, 2004 (the latest information available) were \$223.444 million and the target level was \$335.2 million. At June 30, 2004, (the latest information available) SERS had net assets available for payment of health care benefits of \$300.8 million and SERS had approximately 62,000 participants receiving health care benefits. For the District, the amount to fund health care benefits, including surcharge, equaled \$57,129 during the 2005 fiscal year.

**NOTE 14 - BUDGETARY BASIS OF ACCOUNTING**

While reporting financial position, results of operations, and changes in fund balance on the basis of generally accepted accounting principles (GAAP), the budgetary basis as provided by law is based upon accounting for certain transactions on a basis of cash receipts and disbursements.

The Statement of Revenue, Expenditures, and Changes in Fund Balance - Budget and Actual (Non-GAAP Budgetary Basis) presented for the general fund is presented on the budgetary basis to provide a meaningful comparison of actual results with the budget. The major differences between the budget basis and the GAAP basis are that:

- (a) Revenues and other financing sources are recorded when received in cash (budget basis) as opposed to when susceptible to accrual (GAAP basis);
- (b) Expenditures and other financing uses are recorded when paid in cash (budget basis) as opposed to when the liability is incurred (GAAP basis);
- (c) In order to determine compliance with Ohio law, and to reserve that portion of the applicable appropriation, total outstanding encumbrances (budget basis) are recorded as the equivalent of an expenditure, as opposed to a reservation of fund balance for that portion of outstanding encumbrances not already recognized as an account payable (GAAP basis).

**WOODMORE LOCAL SCHOOL DISTRICT  
SANDUSKY COUNTY, OHIO**

NOTES TO THE BASIC FINANCIAL STATEMENTS  
FOR THE FISCAL YEAR ENDED JUNE 30, 2005

**NOTE 14 - BUDGETARY BASIS OF ACCOUNTING - (Continued)**

The adjustments necessary to convert the results of operations for the year on the budget basis to the GAAP basis for the general fund is as follows:

**Net Change in Fund Balance**

	<u>General Fund</u>
Budget basis	\$ (279,430)
Net adjustment for revenue accruals	98,991
Net adjustment for expenditure accruals	(109,609)
Net adjustment for other sources/uses	(33,104)
Adjustment for encumbrances	<u>83,773</u>
GAAP basis	<u>\$ (239,379)</u>

**NOTE 15 - CONTINGENCIES**

**A. Grants**

The District receives significant financial assistance from numerous federal, state and local agencies in the form of grants. The disbursement of funds received under these programs generally requires compliance with terms and conditions specified in the grant agreements and are subject to audit by the grantor agencies. Any disallowed claims resulting from such audits could become a liability of the District. However in the opinion of management, any such disallowed claims will not have a material effect on the financial position of the District.

**B. Litigation**

The District is involved in no material litigation as either plaintiff or defendant.

**C. State School Funding Decision**

On December 11, 2002, the Ohio Supreme Court issued its latest opinion regarding the state's school funding plan. The decision reaffirmed earlier decisions that Ohio's current school funding plan is unconstitutional.

The Supreme Court relinquished jurisdiction over the case and directed "...the Ohio General Assembly to enact a school funding scheme that is thorough and efficient...". The District is currently unable to determine what effect, if any, this decision will have on its future state funding and its financial operations.

**WOODMORE LOCAL SCHOOL DISTRICT  
SANDUSKY COUNTY, OHIO**

NOTES TO THE BASIC FINANCIAL STATEMENTS  
FOR THE FISCAL YEAR ENDED JUNE 30, 2005

**NOTE 16 - STATUTORY RESERVES**

The District is required by state law to set-aside certain general fund revenue amounts, as defined by statute, into various reserves. These reserves are calculated and presented on a cash basis. During the fiscal year ended June 30, 2005, the reserve activity was as follows:

	<u>Textbooks</u>	<u>Capital Acquisition</u>
Set-aside cash balance as of June 30, 2004	\$ 7,303	\$ -
Current year set-aside requirement	159,203	159,203
Current year offsets	-	(114,653)
Qualifying disbursements	<u>(209,953)</u>	<u>(161,764)</u>
 Total	 <u>\$ (43,447)</u>	 <u>\$ (117,214)</u>
 Cash balance carried forward to FY 2006	 <u>\$ (43,447)</u>	 <u>\$ -</u>

The District's qualifying capital acquisition expenditures exceeded the required set-aside amount; however the negative amount may not be carried forward to future years. The excess textbook amounts may be carried forward to future years.

**NOTE 17 - OTHER EMPLOYEE BENEFITS**

**Compensated Absences**

The criteria for determining vacation and sick leave components are derived from negotiated agreements and State laws. Classified employees earn ten to twenty days of vacation per fiscal year, depending upon length of service. Accumulated unused vacation time is paid to classified employees and administrators upon termination of employment. Teachers do not earn vacation time.

Teachers, administrators, and classified employees earn sick leave at a rate of one and one-fourth days per month. Sick leave may be accumulated up to a maximum of two hundred eighty-four days for certified and classified employees. Upon retirement, payment is made for 25 percent of accumulated unused sick leave credit to a maximum of seventy-one days for all employees.



## **SUPPLEMENTAL DATA**

**WOODMORE LOCAL SCHOOL DISTRICT**  
**SCHEDULE OF RECEIPTS AND EXPENDITURES OF FEDERAL AWARDS**  
**FOR THE FISCAL YEAR ENDED JUNE 30, 2005**

FEDERAL GRANTOR/ SUB GRANTOR/ PROGRAM TITLE	CFDA NUMBER	PASS-THROUGH GRANT NUMBER	(E) CASH FEDERAL RECEIPTS	OTHER FEDERAL RECEIPTS	(E) CASH FEDERAL DISBURSEMENTS	OTHER FEDERAL DISBURSEMENTS
<b>U.S. DEPARTMENT OF AGRICULTURE PASSED THROUGH THE OHIO DEPARTMENT OF EDUCATION:</b>						
<b>Nutrition Cluster:</b>						
(A) (B) Food Donation Program	10.55	N/A	\$ -	\$ 27,942	\$ -	\$ 27,942
(A) (C) School Breakfast Program	10.553	049577-05PU-2004	1,631		1,631	
(A) (C) National School Lunch Program	10.555	049577-LLP4-2004	22,514		22,514	
(A) (C) National School Lunch Program	10.555	049577-LL-P4-2005	31,762		31,762	
(A) (C) Summer Food Service Program for Children	10.559	049577-24UP-2004	800		800	
(A) (C) Summer Food Service Program for Children	10.599	049577-24UP-2004	129		129	
<b>Total U.S. Department of Agriculture and Nutrition Cluster</b>			<b>56,836</b>	<b>27,942</b>	<b>56,836</b>	<b>27,942</b>
<b>U.S. DEPARTMENT OF EDUCATION PASSED THROUGH THE OHIO DEPARTMENT OF EDUCATION:</b>						
(F) Title I - Grants to Local Educational Agencies	84.010	049577-C1S1-2004	733		(219)	
Title I - Grants to Local Educational Agencies	84.010	049577-C1S1-2005	39,734		39,694	
<b>Total Title I</b>			<b>40,467</b>		<b>39,475</b>	
Migrant Education State Grant Program	84.011	049577-MGS1-2004	172,572		179,279	
Migrant Education State Grant Program	84.011	049577-MGS1-2005	60,862		48,317	
<b>Total Migrant Education State Grant Program</b>			<b>233,434</b>		<b>227,596</b>	
Special Education: Grants to States	84.027	049577-6BSF-2004	129,921		3,020	
Special Education: Grants to States	84.027	049577-6BSF-2005	203,180		194,781	
<b>Total Special Education: Grants to States</b>			<b>333,101</b>		<b>197,801</b>	
(D) Safe and Drug-Free Schools and Communities State Grant	84.186	049577-DRS1-2004	(40)		-	
Safe and Drug-Free Schools and Communities State Grant	84.186	049577-DRS1-2005	4,000		3,020	
<b>Total Safe and Drug-Free Schools and Communities State Grant</b>			<b>3,960</b>		<b>3,020</b>	
State Grant for Innovative Programs	84.298	049577-C2S1-2004	4,295		5,090	
State Grant for Innovative Programs	84.298	049577-C2S1-2004			793	
State Grant for Innovative Programs	84.298	049577-C2S1-2005	4,593		10,618	
<b>Total State Grant for Innovative Programs</b>			<b>8,888</b>		<b>16,501</b>	
Educational Technology State Grants	84.318	049577-TJS1-2004			142	
Educational Technology State Grants	84.318	049577-TJS1-2004	1,829		1,129	
Educational Technology State Grants	84.318	049577-TJS1-2005	1,247		1,201	
<b>Total Improving Teacher Quality State Grants</b>			<b>3,076</b>		<b>2,330</b>	
Improving Teacher Quality State Grants	84.367	049577-TRS1-2004	21,136		5,286	
Improving Teacher Quality State Grants	84.367	049577-TRS1-2005	8,566		9,937	
<b>Total Improving Teacher Quality State Grants</b>			<b>29,702</b>		<b>15,223</b>	
<b>Total U.S. Department of Education</b>			<b>652,628</b>		<b>501,946</b>	
<b>Total Federal Financial Assistance</b>			<b>\$ 709,464</b>	<b>\$ 27,942</b>	<b>\$ 558,782</b>	<b>\$ 27,942</b>

- (A) Included as part of "Nutrition Grant Cluster" in determining major programs.
- (B) The Food Distribution Program is a non-cash, in kind, federal grant. Commodities are valued at fair market prices.
- (C) Commingled with state and local revenue from sales of lunches; assumed expenditures were made on a first-in, first-out basis.
- (D) Amount \$40 was carried over into Fiscal year 2005 based on Ohio Educational administrative action
- (E) This schedule was prepared on the cash basis of accounting.
- (F) This amount was repaid to Ohio Department of Education.



**Julian & Grube, Inc.**  
*Serving Ohio Local Governments*

333 County Line Rd. West, Westerville, OH 43082 Phone: 614.846.1899 Fax: 614.846.2799

**Report on Internal Control Over Financial Reporting and on Compliance  
and Other Matters Based on an Audit of Financial Statements  
Performed in Accordance With *Government Auditing Standards***

Board of Education  
Woodmore Local School District  
708 W. Main Street  
Woodville, OH 43469-0108

We have audited the financial statements of the governmental activities, each major fund, and the aggregate remaining fund information of the Woodmore Local School District (the "District"), Sandusky County, as of and for the fiscal year ended June 30, 2005, which collectively comprise the District's basic financial statements and have issued our report thereon dated September 29, 2005. As disclosed in Note 3 to the financial statements, the District implemented GASB Technical Bulletin No. 2004-2, "Recognition of Pension and Other Postemployment Benefit Expenditures/Expenses and Liabilities by Cost-Sharing Employers" for the fiscal year ended June 30, 2005. In addition, the District has presented a prior year adjustment to restate net assets at July 1, 2004 due to correction of errors in capital assets, which is described in more detail in Note 3. We conducted our audit in accordance with auditing standards generally accepted in the United States of America and the standards applicable to financial audits contained in *Government Auditing Standards*, issued by the Comptroller General of the United States.

Internal Control Over Financial Reporting

In planning and performing our audit, we considered Woodmore Local School District's internal control over financial reporting in order to determine our auditing procedures for the purpose of expressing our opinions on the financial statements and not to provide an opinion on the internal control over financial reporting. Our consideration of the internal control would not necessarily disclose all matters in the internal control over financial reporting that might be material weaknesses. A material weakness is a reportable condition in which the design or operation of one or more of the internal control components does not reduce to a relatively low level the risk that misstatements caused by error or fraud in amounts that would be material in relation to the financial statements being audited may occur and not be detected within a timely period by employees in the normal course of performing their assigned functions. We noted no matters involving the internal control over financial reporting and its operation that we consider to be material weaknesses. However, we noted other matters involving the internal control over financial reporting that we have reported to the management of Woodmore Local School District in a separate letter dated September 29, 2005.

Board of Education  
Woodmore Local School District

Compliance and Other Matters

As part of obtaining reasonable assurance about whether Woodmore Local School District's financial statements are free of material misstatement, we performed tests of its compliance with certain provisions of laws, regulations, contracts and grant agreements, noncompliance with which could have a direct and material effect on the determination of financial statement amounts. However, providing an opinion on compliance with those provisions was not an objective of our audit and, accordingly, we do not express such an opinion. The results of our tests disclosed no instances of noncompliance or other matters that are required to be reported under *Government Auditing Standards*. However, we noted certain matters that we have reported to the management of Woodmore Local School District in a separate letter dated September 29, 2005.

This report is intended solely for the information and use of the management and Board of Education of Woodmore Local School District, and federal awarding agencies and pass-through entities and is not intended to be and should not be used by anyone other than these specified parties.

A handwritten signature in cursive script that reads "Julian & Grube, Inc.".

Julian & Grube, Inc.  
September 29, 2005



**Julian & Grube, Inc.**  
*Serving Ohio Local Governments*

333 County Line Rd. West, Westerville, OH 43082 Phone: 614.846.1899 Fax: 614.846.2799

**Report on Compliance With Requirements Applicable to Each  
Major Program and on Internal Control Over Compliance in  
Accordance With OMB Circular A-133**

Board of Education  
Woodmore Local School District  
708 W. Main Street  
Woodville, OH 43469-0108

Compliance

We have audited the compliance of the Woodmore Local School District, with the types of compliance requirements described in the U. S. Office of Management and Budget (OMB) Circular A-133 Compliance Supplement that are applicable to each of its major federal programs for the fiscal year ended June 30, 2005. As disclosed in Note 3 to the financial statements, the District implemented Governmental Accounting Standards Board (GASB) Technical Bulletin No. 2004-2, "Recognition of Pension and Other Postemployment Benefit Expenditures/Expenses and Liabilities by Cost-Sharing Employers" for the fiscal year ended June 30, 2005. In addition, the District had a prior period adjustment to capital assets due to a change in the capitalization threshold. The Woodmore Local School District's major federal programs are identified in the summary of auditor's results section of the accompanying schedule of findings. Compliance with the requirements of laws, regulations, contracts and grants applicable to each of its major federal programs are the responsibility of the Woodmore Local School District's management. Our responsibility is to express an opinion on the Woodmore Local School District's compliance based on our audit.

We conducted our audit of compliance in accordance with auditing standards generally accepted in the United States of America; the standards applicable to financial audits contained in *Government Auditing Standards*, issued by the Comptroller General of the United States; and OMB Circular A-133, *Audit of States, Local Governments, and Non-Profit Organizations*. Those standards and OMB Circular A-133 require that we plan and perform the audit to obtain reasonable assurance about whether noncompliance with the types of compliance requirements referred to above that could have a direct and material effect on a major federal program occurred. An audit includes examining, on a test basis, evidence about Woodmore Local School District's compliance with those requirements and performing such other procedures as we considered necessary in the circumstances. We believe that our audit provides a reasonable basis for our opinion. Our audit does not provide a legal determination on Woodmore Local School District's compliance with those requirements.

Board of Education  
Woodmore Local School District

In our opinion, Woodmore Local School District, complied, in all material respects, with the requirements referred to above that are applicable to each of its major federal programs for the fiscal year ended June 30, 2005.

Internal Control Over Compliance

The management of Woodmore Local School District is responsible for establishing and maintaining effective internal control over compliance with requirements of laws, regulations, contracts and grants applicable to federal programs. In planning and performing our audit, we considered Woodmore Local School District's internal control over compliance with requirements that could have a direct and material effect on a major federal program in order to determine our auditing procedures for the purpose of expressing our opinion on compliance and to test and report on the internal control over compliance in accordance with OMB Circular A-133.

Our consideration of the internal control over compliance would not necessarily disclose all matters in the internal control that might be material weaknesses. A material weakness is a reportable condition in which the design or operation of one or more of the internal control components does not reduce to a relatively low level the risk that noncompliance with applicable requirements of laws, regulations, contracts and grants caused by error or fraud that would be material in relation to a major federal program being audited may occur and not be detected within a timely period by employees in the normal course of performing their assigned functions. We noted no matters involving the internal control over compliance and its operation that we consider to be material weaknesses.

This report is intended solely for the information and use of management, the Board of Education of Woodmore Local School District, federal awarding agencies and pass-through entities, and is not intended to be and should not be used by anyone other than these specified parties.



Julian & Grube, Inc.  
September 29, 2005

**WOODMORE LOCAL SCHOOL DISTRICT  
SANDUSKY COUNTY, OHIO**

**SCHEDULE OF FINDINGS  
OMB CIRCULAR A-133 § .505  
JUNE 30, 2005**

<b>1. SUMMARY OF AUDITOR'S RESULTS</b>		
<i>(d)(1)(i)</i>	Type of Financial Statement Opinion	Unqualified
<i>(d)(1)(ii)</i>	Were there any material control weakness conditions reported at the financial statement level (GAGAS)?	No
<i>(d)(1)(ii)</i>	Were there any other reportable control weakness conditions reported at the financial statement level (GAGAS)?	No
<i>(d)(1)(iii)</i>	Was there any reported non-compliance at the financial statement level (GAGAS)?	No
<i>(d)(1)(iv)</i>	Were there any material internal control weakness conditions reported for its major federal program?	No
<i>(d)(1)(iv)</i>	Were there any other reportable internal control weakness conditions reported for its major federal program?	No
<i>(d)(1)(v)</i>	Type of Major Programs' Compliance Opinion	Unqualified
<i>(d)(1)(vi)</i>	Are there any reportable findings under § .510?	No
<i>(d)(1)(vii)</i>	Major Programs:	Migrant Education State Grant Program - CFDA #84.011; Special Education Grants to States - CFDA #84.027
<i>(d)(1)(viii)</i>	Dollar Threshold: Type A/B Programs	Type A: >\$300,000 Type B: all others
<i>(d)(1)(ix)</i>	Low Risk Auditee?	Yes

**WOODMORE LOCAL SCHOOL DISTRICT  
SANDUSKY COUNTY, OHIO**

**SCHEDULE OF FINDINGS  
*OMB CIRCULAR A-133 § .505*  
JUNE 30, 2005**

**2. FINDINGS RELATED TO THE BASIC FINANCIAL STATEMENTS  
REQUIRED TO BE REPORTED IN ACCORDANCE WITH GAGAS**

None

**3. FINDINGS FOR FEDERAL AWARDS**

None





**Auditor of State  
Betty Montgomery**

88 East Broad Street  
P.O. Box 1140  
Columbus, Ohio 43216-1140

Telephone 614-466-4514  
800-282-0370

Facsimile 614-466-4490

**WOODMORE LOCAL SCHOOL DISTRICT  
SANDUSKY COUNTY**

**CLERK'S CERTIFICATION**

**This is a true and correct copy of the report which is required to be filed in the Office of the Auditor of State pursuant to Section 117.26, Revised Code, and which is filed in Columbus, Ohio.**

*Susan Babbitt*

**CLERK OF THE BUREAU**

**CERTIFIED  
MARCH 14, 2006**