

Mary Taylor, CPA
Auditor of State

CITY OF AVON
LORAIN COUNTY

TABLE OF CONTENTS

TITLE	PAGE
Independent Accountants' Report on Internal Control over Financial Reporting and on Compliance and Other Matters Required by <i>Government Auditing Standards</i>	1
Schedule of Findings	3
Schedule of Prior Audit Findings.....	4

This page intentionally left blank.



Mary Taylor, CPA

Auditor of State

INDEPENDENT ACCOUNTANTS' REPORT ON INTERNAL CONTROL OVER FINANCIAL REPORTING AND ON COMPLIANCE AND OTHER MATTERS REQUIRED BY *GOVERNMENT AUDITING STANDARDS*

City of Avon
Lorain County
36080 Chester Road
Avon, Ohio 44011

To the Members of City Council:

We have audited the financial statements of the governmental activities, the business-type activities, each major fund, and the aggregate remaining fund information of the City of Avon, Lorain County, Ohio (the City) as of and for the year ended December 31, 2007, which collectively comprise the City's basic financial statements and have issued our report thereon dated June 23, 2008. We conducted our audit in accordance with auditing standards generally accepted in the United States of America and the standards applicable to financial audits contained in the Comptroller General of the United States' *Government Auditing Standards*.

Internal Control Over Financial Reporting

In planning and performing our audit, we considered the City's internal control over financial reporting as a basis for designing our audit procedures for expressing our opinions on the financial statements, but not to opine on the effectiveness of the City's internal control over financial reporting. Accordingly, we have not opined on the effectiveness of the City's internal control over financial reporting.

A control deficiency exists when the design or operation of a control does not allow management or employees, in performing their assigned functions, to prevent or detect misstatements on a timely basis. A significant deficiency is a control deficiency, or combination of control deficiencies, that adversely affects the City's ability to initiate, authorize, record, process, or report financial data reliably in accordance with its applicable accounting basis, such that there is more than a remote likelihood that the City's internal control will not prevent or detect a more than inconsequential financial statement misstatement.

A material weakness is a significant deficiency, or combination of significant deficiencies resulting in more than a remote likelihood that the City's internal control will not prevent or detect a material financial statement misstatement.

Our consideration of internal control over financial reporting was for the limited purpose described in the first paragraph of this section and would not necessarily identify all internal control deficiencies that might be significant deficiencies or material weaknesses. We did not identify any deficiencies in internal control over financial reporting that we consider material weaknesses, as defined above.

We noted certain matters that we reported to the City's management in a separate letter dated June 23, 2008.

Compliance and Other Matters

As part of reasonably assuring whether the City's financial statements are free of material misstatement, we tested its compliance with certain provisions of laws, regulations, contracts, and grant agreements, noncompliance with which could directly and materially affect the determination of financial statement amounts. However, providing an opinion on compliance with those provisions was not an objective of our audit and accordingly, we do not express an opinion. The results of our tests disclosed an instance of noncompliance or other matter that we must report under *Government Auditing Standards* which is described in the accompanying schedule of findings as item 2007-001.

The City's response to the finding identified in our audit is described in the accompanying schedule of findings. We did not audit the City's response and, accordingly, we express no opinion on it.

We also noted certain noncompliance or other matters that we reported to the City's management in a separate letter dated June 23, 2008.

We intend this report solely for the information and use of management and City Council. We intend it for no one other than these specified parties.



Mary Taylor, CPA
Auditor of State

June 23, 2008

CITY OF AVON
LORAIN COUNTY

SCHEDULE OF FINDING
DECEMBER 31, 2007

FINDINGS RELATED TO THE FINANCIAL STATEMENTS
REQUIRED TO BE REPORTED IN ACCORDANCE WITH GAGAS

FINDING NUMBER 2007-001

Finding for Adjustment/Noncompliance Finding

Transfer of Funds

City of Avon Ordinance No. 114-01, enacted July 9, 2001, authorized an increase in the city income tax by one-half of one percent, effective January 1, 2002, to be used for capital improvements for and operations of the fire department and to pay debt charges on securities issued for such capital improvements. The Ordinance further permitted, after six years, the revenue to be used for capital improvements for and operations of the fire department and the police department and to pay debt charges on securities issued for such capital improvements. The tax increase was approved at an election by City residents on November 6, 2001.

During 2007, the City transferred \$2,000,000 from the Fire Department Fund to the Police Station Project Fund prior to the expiration of the six year restriction.

We recommend the City make the following adjustment to their accounting records:

	Decrease	Increase
Fund Balance, Police Station Project Fund	\$2,000,000	
Fund Balance, Fire Department Fund		\$2,000,000

This adjustment has been made to the 2007 financial statements.

Official's Response

The City transferred \$2,000,000 from the Fire Department Fund to the Police Station Project Fund in 2007 to begin the start-up construction while awaiting the financing for the project. The transfer was made in error on the belief that the six year period stated in Ordinance No. 114-01 expired in June, 2007.

As recommended in the finding, the City will transfer \$2,000,000 to the Fire Department Fund from the Police Station Project Fund.

We understand per Ordinance No. 114-01 that after six years of the city income tax rate being effective, the Fire Department Fund income tax revenues may be used for capital improvements and for operations of the fire department and the police department and to pay related debt service charges on the securities issued for such capital improvements. We understand that the six year period expired on December 31, 2007.

CITY OF AVON
LORAIN COUNTY

SCHEDULE OF PRIOR AUDIT FINDINGS
DECEMBER 31, 2007

Finding Number	Finding Summary	Fully Corrected?	Not Corrected, Partially Corrected; Significantly Different Corrective Action Taken; or Finding No Longer Valid; <i>Explain</i>
2006-001	Ohio Rev. Code Section 5705.39 – Appropriations in excess of estimated resources.	No	Finding repeated as a Management Letter comment.

City of Avon, Ohio

Comprehensive Annual Financial Report

For The Year Ended December 31, 2007

Prepared by:

Office of the Director of Finance

June Mitchell
Assistant Director of Finance

City of Avon, Ohio
Comprehensive Annual Financial Report
For the Year Ended December 31, 2007
Table of Contents

	Page
I. Introductory Section	
Title Page	i
Table of Contents	ii
Letter of Transmittal	vi
List of Principal Officials	xi
Organizational Chart	xii
GFOA Certificate of Achievement	xiii
 II. Financial Section	
Independent Accountants' Report	1
Management's Discussion and Analysis	3
Basic Financial Statements:	
Government-wide Financial Statements:	
Statement of Net Assets	15
Statement of Activities	16
Fund Financial Statements:	
Balance Sheet - Governmental Funds	18
Statement of Revenues, Expenditures and Changes in Fund Balances - Governmental Funds	20
Statement of Revenues, Expenditures and Changes in Fund Balance - Budget (Non-GAAP Basis) and Actual General Fund	22
Fire Department Fund	23
Street Construction, Maintenance and Repair Fund	24
Police Fund	25
Statement of Fund Net Assets - Proprietary Funds	26
Statement of Revenues, Expenses and Changes in Fund Net Assets - Proprietary Funds	27
Statement of Cash Flows - Proprietary Funds	28
Statement of Fiduciary Assets and Liabilities - Agency Funds	30
Notes to the Basic Financial Statements	31

Combining Statements and Individual Fund Schedules:

Combining Statements - Nonmajor Governmental Funds:

Fund Descriptions	63
Combining Balance Sheet - Nonmajor Governmental Funds	66
Combining Statement of Revenues, Expenditures and Changes in Fund Balances - Nonmajor Governmental Funds	67
Combining Balance Sheet - Nonmajor Special Revenue Funds	68
Combining Statement of Revenues, Expenditures and Changes in Fund Balances - Nonmajor Special Revenue Funds	72
Combining Balance Sheet - Nonmajor Debt Service Funds	76
Combining Statement of Revenues, Expenditures and Changes in Fund Balances - Nonmajor Debt Service Funds	77
Combining Balance Sheet - Nonmajor Capital Projects Funds	78
Combining Statement of Revenues, Expenditures and Changes in Fund Balances - Nonmajor Capital Projects Funds	82

Combining Statements - Agency Funds:

Fund Descriptions	86
Combining Statement of Assets and Liabilities - Agency Funds	87
Combining Statement of Changes in Assets and Liabilities - Agency Funds	88

Individual Fund Schedules of Revenues, Expenditures/Expenses and Changes in
Fund Balances – Budget (Non-GAAP Basis) and Actual:

Major Funds:

General Fund	92
Fire Department Fund	96
Street Construction, Maintenance and Repair Fund	97
Police Fund	98
Special Assessment Bond Retirement Fund	99
Police Station Project Fund	100
Water Fund	101
Sewer Fund	102

Nonmajor Funds:

Recycling Fund	103
ADA Parking Violations Fund	104
State Highway Fund	105
Permissive Tax Fund	106
Enforcement and Education Fund	107
Law Enforcement Fund	108
Police K9 Program Fund.....	109
Police Pension Fund.....	110
Mayor’s Court Computer Fund.....	111

Avon Seniors Fund.....	112
Recreation Fund	113
Park Operating Fund	115
Park Development Fund.....	116
Community Center Fund	117
Living Tree Memorial Fund.....	118
Drainage Fund	119
Cemetery Fund	120
General Obligation Bond Retirement Fund	121
Library Bond Retirement Fund	122
Equipment Fund	123
Issue II Fund	124
Storm Water Detention Fund	125
Safety Town Construction Fund	126
Road Programs Fund	127
Skateboard Park Fund	128
Road Widening Fund	129
Schneider Court Site Development Fund.....	130
Sidewalk Programs Fund	131
Land Purchase/Our Lady of Wayside Fund	132
Senior Citizen Center Fund	133
Route 83 Extension Fund	134
Land Purchase – CEI/First Energy Fund.....	135
Bridge CEI Site/Colorado Fund	136
Post Office Project Fund	137
Peak Property Purchase Fund.....	138
Recreation Center Construction Fund.....	139
North Doovey Project Fund	140
Curb Cuts Fund	141
I-90 Interchange Study Fund.....	142

III. Statistical Section

Net Assets by Component - Last Seven Years	S2
Changes in Net Assets - Last Seven Years	S3
Fund Balances, Governmental Funds - Last Ten Years	S6
Changes in Fund Balances, Governmental Funds -Last Ten Years	S8
Assessed Valuation and Estimated Actual Values of Taxable Property - Last Ten Years	S10
Property Tax Rates – Direct and Overlapping Governments - Last Ten Years	S12
Property Tax Levies and Collections - Last Ten Years	S16
Principal Real Property Taxpayers Current and Nine Years Ago	S18
Income Tax Revenue Base and Collections - Last Ten Years	S19

Income Tax Statistics – Last Six Years	S20
Ratios of Outstanding Debt by Type - Last Ten Years	S21
Legal Debt Margin - Last Ten Years	S22
Pledged Revenue Coverage – Sewer Fund - Last Nine Years	S24
Computation of Direct and Overlapping Governmental Activities Debt	S25
Demographic and Economic Statistics – Last Eight Years	S26
Principal Employers - Current and Nine Years Ago	S28
Full-Time Equivalent City Government Employees by Function/Program – Last Five Years	S29
Operating Indicators by Function/Program – Last Ten Years	S30
Capital Assets Statistics by Function/Program – Last Ten Years.....	S34



CITY OF AVON

36080 CHESTER ROAD • AVON, OHIO 44011 - 1099 • (440) 937-7800 • FAX (440) 937-7824

June 23, 2008

Members of City Council and
Citizens of Avon
Avon, Ohio 44011-1588

We are pleased to submit the Comprehensive Annual Financial Report (CAFR) for the year ended December 31, 2007.

This report enables the City to comply with Ohio Administrative Code Section 117-2-03 (B), which requires reporting on a GAAP (Generally Accepted Accounting Principles) basis, and Ohio Revised Code Section 117.38 which requires the cities reporting on a GAAP basis to file unaudited basic financial statements with the Auditor of State within 150 days fiscal year end. This report is submitted to satisfy that requirement for the year ended December 31, 2007.

Management assumes full responsibility for both the completeness and reliability of the information contained in this report, based upon a comprehensive framework of internal control that it has established for this purpose. Because the cost of internal control should not exceed anticipated benefits, the objective is to provide reasonable, rather than absolute, assurance that the financial statements are free of any material misstatements.

Under Ohio law, regular audits are required to be performed on all financial related operations of the City. These audits may be done by either the State Auditor's Office or, if the State Auditor permits, an independent public accounting firm. For the year 2007, the City of Avon was audited by the Auditor of State's Office.

Management's discussion and analysis (MD&A) immediately follows the independent accountant's report and provides a narrative introduction, overview, and analysis of the basic financial statements. The MD&A complements this letter of transmittal, and should be read in conjunction with it.

Profile of the Government

The City of Avon was founded in 1814, incorporated as a village in 1917, and achieved city status in 1961. The City of Avon is located in Lorain County in northeast Ohio, 22 miles west of downtown Cleveland. The City is bound on the north by the City of Avon Lake, on the east by the City of Westlake, on the west by the Village of Sheffield, and on the south by the City of North Ridgeville. The City covers 20.5 square miles, or a total of 16,000 acres. Avon is between 625 and 700 feet above sea level. The French Creek waterway runs throughout the City's relatively flat topography.

Avon is a Charter Municipal Corporation established and operated under the laws of the State of Ohio. A charter was first adopted by the electorate on May 2, 1961. The charter provides for a Mayor-Council form of government. The elected officials consist of a Mayor and seven council members.

The Mayor is the City's chief executive officer and is elected to a four-year term. The Mayor supervises the administration of all departments and appoints department heads and public members of administrative boards, upon confirmation by Council. As the chief conservator of the peace, he oversees the enforcement of all laws and ordinances. He also executes all contracts, conveyances, and evidences of indebtedness of the City. A magistrate presides over the mayor's court and reports to the Mayor.

Legislative authority is vested in a seven-member council with four members elected from wards and three elected at large. The member receiving the greatest number of votes becomes the president. Council enacts ordinances and resolutions relating to tax levies, appropriates and borrows money, and accepts bids for materials and services and other municipal purposes. Members of Council are elected to a two-year term.

The City's Service Department works hard to respond to the needs of the residents, providing street maintenance, snow removal and maintenance of City facilities, among other services.

Security is foremost on the minds of our full-time Police Department and Fire Department. Avon takes pride in its low crime rate and rapid response by both police and fire units.

The City provides a full range of other municipal services. These services include a Mayor's Court, parks and recreation, water and sewer utility, planning, zoning and general administrative services.

A number of major state and county roads traverse the City of Avon, including Interstate 90, Ohio State Routes 83, 254 and 611, and the Ohio Turnpike which is approximately ten miles from the City. The City of Avon is serviced by two airports, Cleveland Hopkins International Airport, 16 miles east, and Lorain County Regional Airport, 15 miles southwest.

The City has new shopping centers, Avon Commons, French Creek Square, and 2100 Place located in the center of town. In addition, several large shopping centers are located within ten minutes of the City: Avon Lake, two miles; North Ridgeville, six miles, the Promenade and Crocker Park in Westlake, two miles; Great Northern Shopping Center, North Olmsted, ten miles and Midway Mall, Elyria, eight miles. Located within the City are branches of First Merit Bank, Fifth Third Bank, The First Federal Savings and Loan of Lorain, Parkview Federal Savings Bank, National City Bank, Dollar Bank, Lorain National Bank, Key Bank, and First Federal of Lakewood.

St. John Westshore Hospital, Westlake and Community Health Partners Hospital, Lorain, are located within six miles of the City while Elyria Memorial Hospital is within ten miles of the City. The Cleveland Clinic is approximately twenty-five miles from the City. In 1999 Elyria Memorial Hospital constructed a new Center for Health and Fitness in Avon, and is recognized as the premier medical based facility in Northeast Ohio. It encompasses special programming and services, including cardiac rehab program, integrated weight management and Bariatric services, Sports Therapy and outpatient testing services, and an emergency room facility.

Institutions of higher education within Lorain County include Lorain County Community College in Elyria, approximately five miles west of Avon; Southeastern Business College in Lorain, approximately twelve miles west of the City, and Oberlin College in Oberlin, approximately twenty miles south of Avon. Both Lorain County Community College and Southeastern Business College are junior colleges (two-year degree programs and/or certificate studies), and Oberlin College is a four-year institution with a fine arts discipline. Lorain County Community College is a public institution while Southeastern Business College and Oberlin College are proprietary

schools. Lorain County Community College offers a University Partnership Program where students can coordinate their educational program with a number of universities including: University of Akron, Ashland University, Cleveland State University, Kent State University, Ohio State University and Youngstown State University.

Economic Conditions and Outlook

During 2007, the City experienced a period of amazing growth in the construction of residential, commercial and industrial development. The economic outlook appears to be very aggressive.

The number of new single-family home permits for the year 2007 was 179 with a valuation of \$36,996,994 compared to 222 single-family home permits issued the previous year with a valuation of \$49,915,785.

New and existing residential projects continue and expand in various stages including but not limited to: Amberwood, Arlington Estates, Augusta Woods, Arbor Acres, Avenbury Lakes, Bentley Park, Camelot West, Cottage Gate, Creekside, Centennial Village, Greenview Estates, Halsted Village, Hawkesbury Lane, Highland Park, Napa Estates, Orchard Trail, Palmer Village, Stonebridge, Stonewheel Estates, Village at Creekside, Vineyard Estates and Willow Creek.

Commercial permits were issued with a valuation of \$42,105,900. Contributing to the growth of commercial permits with continuing development was the Speed Training at Lear Industrial Parkway, Conrad's Tire, The Great Escape, J & M Interiors, Automotive Specialties and the storage condos, Concord Village, JC Penneys, Lowe's, tenant spaces at the Avon Pointe medical campus, and additions at Henkel, Skill Tool & Die, the plaza at Harvest & Colorado Avenue, Good Samaritan Nursing Home and Vasu's Century home at Detroit and Ridgeland.

The assessed valuation of the City of Avon has been growing steadily over the past ten years, as can be seen in the Statistical Section of this report. The assessed valuation grew from \$640,102,030 in 2006 to \$747,082,240 in 2007, primarily due to the expansion of industry and an increase in residential construction.

Relevant Financial Policies

The budget must be structuarally balanced so that revenues support expenditures. Budgetary appropriations may not exceed estimated resources, with a balanced budget maintained in each fund.

The budget is controlled at the object level within each fund and any changes at this level may only be made by resolution of the City Council. The budget may be amended or supplemented at any time during the year upon formal action of Council. Transfers of cash between funds also require City Council authorization.

Major Initiatives

In 2007, the City of Avon addressed several major initiatives and planned for many others in 2008 and beyond. The City's newly adopted full-time fire department is averaging over 100 calls per month (both fire and rescue squad). With the new Elyria Memorial Hospital emergency facility in our City, it has cut down response time and keeps our units more available for back-to-back calls. The department continues to transport to other area hospitals upon request.

The Police initiated a program to actively find ways to reduce traffic accidents. Through the program they participated in the Ohio Department of Public Safety's "Click It or Ticket" campaign to help maintain awareness of the dangers of not wearing seat belts. The Department also increased enforcement on traffic violations occurring in the City. They plan to continue this program into 2008 and begin targeting the areas where crashes most frequently occur.

The Department is developing a canine program for the City of Avon. Through the generous donations of many residents and businesses, the program raised enough funds to purchase a male german shepard.

The Avon Fire Department has a number of non-emergency services for our citizens. The Department is involved in the File of Life Program. This program allows for citizens to obtain a capsule to document and store all medical information in the "frig" for emergency personnel to utilize in case of an emergency. Smoke detectors can be obtained for free at the Department and a Lockbox Program has been established with the help of the Avon Senior Citizens Association. The Lockbox Program allows for seniors to have a lockbox mounted to their house by Fire Department personnel with a key to their residence locked inside. A master key to the lockbox is kept in the Fire Department and the lockbox is only opened in the case of an emergency. Members of the Department provide training in CPR, the proper use of fire extinguishers and proper child car seat installation.

Despite the economy, commercial construction has been steady. Additions to existing buildings in the city's industrial areas contributed to growth in the area. Once again, the Avon School system continues to keep the building department busy with the on-going improvements to Avon East School, Avon Middle Athletic Field and the large addition to the existing Avon High School. Also contributing to the growth in the city is the construction at Avon Crossing Shopping Plaza, which includes J.C.Penney, Lowe's Home Improvement and other retail spaces. The Avon Centre shopping plaza located by the water tower is in the early stages of construction while the construction of the Avon Police Station is in the final stages of construction.

The Avon Senior Center provides programs and activities for anyone 55 and over. The Center provides these services which include educational seminars and health screenings to serve the approximately 5,000 older adults in Avon.

In 2007, the Senior Center fully utilized its renovated lower level for the growing number of seniors in the Avon area. The multi-purpose room is used for movies, cards, small educational seminars, and the adult health clinic appointments, just to name a few. The craft room allows seniors to participate in classes such as mosaic glass cutting, tole painting and jewelry making. Additionally, the Center has a fully functioning computer lab where seniors can come and check their emails, surf the net, practice what they've learned in between their computer classes, get some pointers from the computer coach and print out work through the network printer.

The Senior Center is currently in the process of implementing a transportation program to assist seniors and persons with disabilities in the City.

Long-Term Financial Planning

In November of 2007 the voters of Avon passed a .25 percent income tax for the purpose of building a recreation complex on the western side of the City at the intersection of State Route 611 and Miller road. The first phase of the complex will consist of a recreation center and a baseball stadium for an unaffiliated professional team from the Frontier League.

The stadium will be built and owned by the City, but the team will take financial responsibility for all operational expenses. An added benefit to the City is that our high school team, together with other area teams, will be able to play on this field.

The recreation center will be built in partnership with the Greater Cleveland YMCA, but will also be owned by the City. The City's share of the construction will be \$8 million and the YMCA will contribute \$5 million. In addition to sharing in the cost of construction, the YMCA will cover all operation costs and will manage the programs. Membership will be open to the surrounding area in order to help defray the operational costs.

Each of these organizations will be under fifteen-year contracts with the City with a provision for extensions beyond the original term. The City will be responsible for the construction, but by partnering with these two organizations that will be responsible for the operations, the City will save significant monies. This will allow the City to provide very desirable recreational amenities with a significantly lower financial burden on the City.

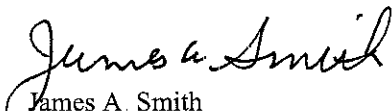
Awards and Acknowledgments

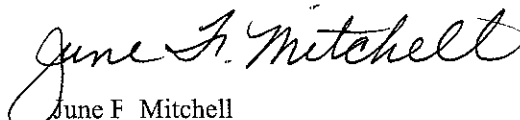
The Government Finance Officers Association of the United States and Canada (GFOA) awards a Certificate of Achievement for Excellence in Financial Reporting to a governmental unit that publishes an easily readable and efficiently organized Comprehensive Annual Financial Report which conforms to program standards. Such reports must satisfy both generally accepted accounting principles and applicable legal requirements. The City of Avon received the Certificate of Achievement for its 2006 Comprehensive Annual Financial Report. A Certificate of Achievement is valid for a period of one year only. The City of Avon believes the current report continues to conform to the requirements and standards of the Certificate of Achievement Program and has submitted it to the GFOA to determine its eligibility for another Certificate of Achievement.

The preparation of this report could not have been accomplished without the efficient and dedicated services of the entire staff of the Finance Department and the supervisors of other various departments. The preparation of the Comprehensive Annual Financial Report requires a major effort, and we would like to express our appreciation to everyone who assisted and contributed to the presentation of this year's report. Special acknowledgment is extended to the Local Government Services Section of the Office of the Auditor of State for their continued guidance in the preparation of this report.

We are happy to report that the City's financial policies and management, combined with a strong local economy, have enabled Avon to continue to improve its already sound financial condition. In addition, the prospects for continuing this trend are encouraging. Each year, we renew our commitment to implement responsible and progressive changes in order to improve our responsiveness to the citizenry and to insure the financial stability of the community. We extend our appreciation to City Council for its continued support and commitment to responsible fiscal reporting.

Respectfully submitted,


James A. Smith
Mayor


June F. Mitchell
Assistant Director of Finance

City of Avon, Ohio
Principal Officials
December 31, 2007

Elected Officials:

Mayor.....	James A. Smith
President of Council	Clinton Pelfrey
Councilman at Large.....	Kevin Flanigan
Councilman at Large.....	Craig Witherspoon
Councilman – Ward I.....	Bryan Jensen
Councilman – Ward II	Dennis McBride
Councilman – Ward III.....	Mark Yonchak
Councilman – Ward IV.....	Daniel Urban

Directors:

Director of Law.....	John A. Gasior
* Director of Finance	Robert F. Hamilton
Director of Public Safety	Robert E. Allen
Director of Public Service	Gerald W. Plas
Director of Parks and Recreation.....	Michele Spiroff

Chairmen, Boards and Commissions:

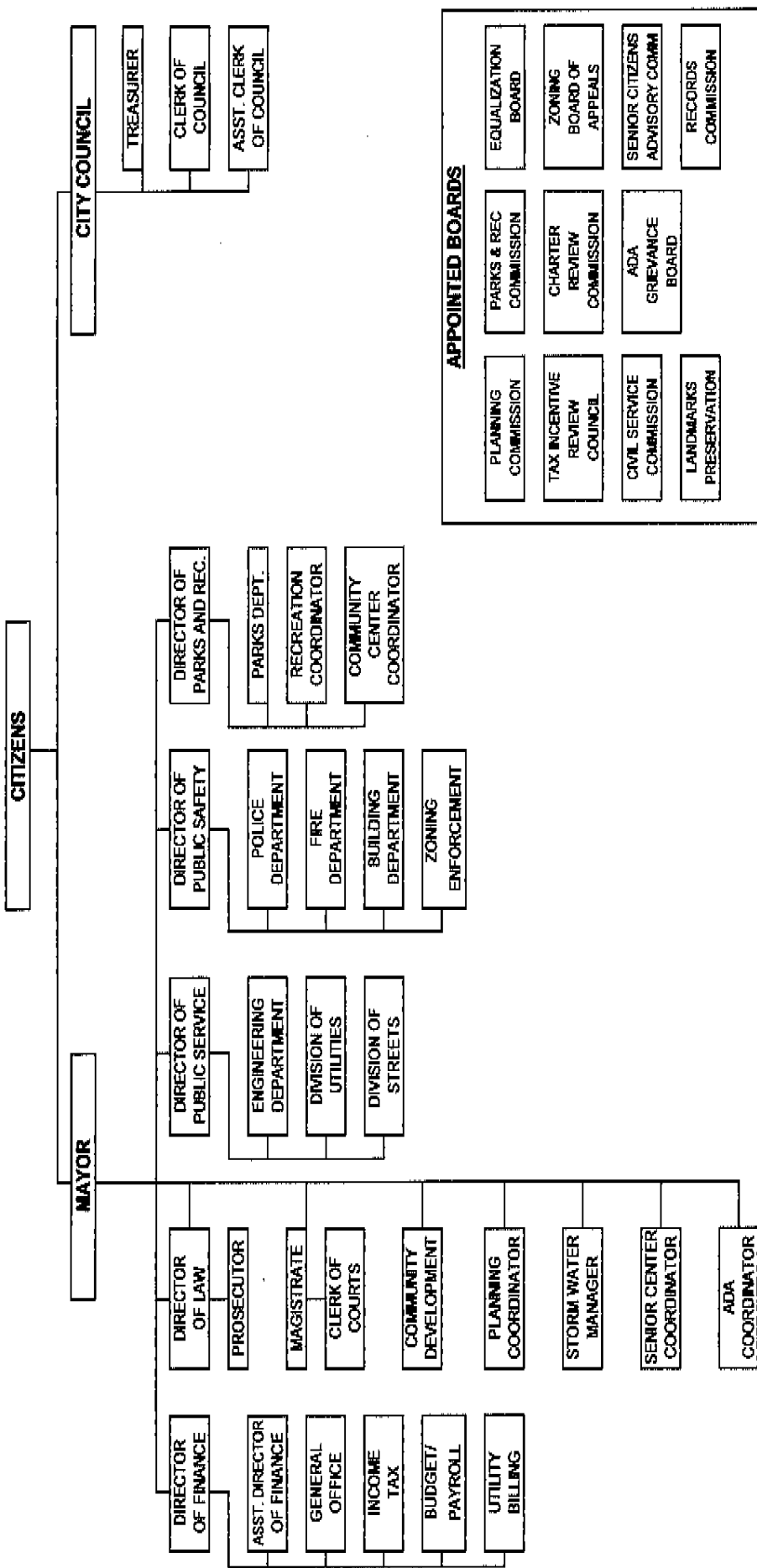
Board of Zoning and Building Appeals.....	Randy Fratianne
Planning Commission.....	Carolyn Witherspoon
Civil Service Commission	Pete Kratt
Park and Recreation Commission.....	Kevin Flanigan

Other Staff Members:

Treasurer.....	Barbara A. Kraus
City Consulting Engineer	Michael C. Bramhall
Superintendent of Utilities.....	David A. Conrad
Superintendent of Streets.....	William M. Biro
Secretary to the Mayor.....	Sandra K. Martin
Clerk of Council	Ellen R. Root
Clerk of Court.....	Jill K. Clements
Assistant Director of Finance	June F. Mitchell
Clerk Secretary of Planning Commission and Zoning Board of Appeals	Dorothy A. Bommer
Zoning Enforcement Officer.....	Timothy T. Krugman
Prosecutor	Anthony L. Manning
City Magistrate	Daniel P. Stringer
Chief of Police	Paul T. Romond
Police Captain.....	Richard A. Bosley
Chief of Fire.....	Frank Root, III
Assistant Chief of Fire	Timothy L. Golay
Chief Building Inspector.....	Kenneth A. Miller

* Robert Hamilton passed away on April 14, 2008.

CITY OF AVON ORGANIZATIONAL CHART



Certificate of Achievement for Excellence in Financial Reporting

Presented to

City of Avon
Ohio

For its Comprehensive Annual
Financial Report
for the Fiscal Year Ended
December 31, 2006

A Certificate of Achievement for Excellence in Financial Reporting is presented by the Government Finance Officers Association of the United States and Canada to government units and public employee retirement systems whose comprehensive annual financial reports (CAFRs) achieve the highest standards in government accounting and financial reporting.



Oliver S. Cox

President

Jeffrey R. Emery

Executive Director

(This Page is intentionally Left Blank)



Mary Taylor, CPA

Auditor of State

INDEPENDENT ACCOUNTANTS' REPORT

City of Avon
Lorain County
36080 Chester Road
Avon, Ohio 44011

To the Members of City Council:

We have audited the accompanying financial statements of the governmental activities, the business-type activities, each major fund, and the aggregate remaining fund information of the City of Avon, Lorain County, Ohio, (the City) as of and for the year ended December 31, 2007, which collectively comprise the City's basic financial statements as listed in the table of contents. These financial statements are the responsibility of the City's management. Our responsibility is to express opinions on these financial statements based on our audit.

We conducted our audit in accordance with auditing standards generally accepted in the United States of America and the standards applicable to financial audits contained in the Comptroller General of the United States' *Government Auditing Standards*. Those standards require that we plan and perform the audit to reasonably assure whether the financial statements are free of material misstatement. An audit includes examining, on a test basis, evidence supporting the amounts and disclosures in the financial statements. An audit also includes assessing the accounting principles used and significant estimates made by management, as well as evaluating the overall financial statement presentation. We believe our audit provides a reasonable basis for our opinions.

In our opinion, the financial statements referred to above present fairly, in all material respects, the respective financial position of the governmental activities, the business-type activities, each major fund, and the aggregate remaining fund information of the City of Avon, Lorain County, Ohio, as of December 31, 2007, and the respective changes in financial position and where applicable, cash flows, thereof and the respective budgetary comparisons for the General and the Fire Department, Police, and Street Construction, Maintenance and Repair special revenue funds for the year then ended in conformity with accounting principles generally accepted in the United States of America.

In accordance with *Government Auditing Standards*, we have also issued our report dated June 23, 2008, on our consideration of the City's internal control over financial reporting and our tests of its compliance with certain provisions of laws, regulations, contracts and grant agreements and other matters. While we did not opine on the internal control over financial reporting or on compliance, that report describes the scope of our testing of internal control over financial reporting and compliance and the results of that testing. That report is an integral part of an audit performed in accordance with *Government Auditing Standards*. You should read it in conjunction with this report in assessing the results of our audit.

Management's Discussion and Analysis is not a required part of the basic financial statements but is supplementary information accounting principles generally accepted in the United States of America requires. We have applied certain limited procedures, consisting principally of inquiries of management regarding the methods of measuring and presenting the required supplementary information. However, we did not audit the information and express no opinion on it.

We conducted our audit to opine on the financial statements that collectively comprise the City's basic financial statements. The introductory section, combining nonmajor fund statements and schedules and statistical tables provide additional information and are not a required part of the basic financial statements. We subjected the combining nonmajor fund statements and schedules to the auditing procedures applied in the audit of the basic financial statements. In our opinion, this information is fairly stated in all material respects in relation to the basic financial statements taken as a whole. We did not subject the introductory section and statistical tables to the auditing procedures applied in the audit of the basic financial statements and, accordingly, we express no opinion on them.

A handwritten signature in black ink that reads "Mary Taylor". The signature is written in a cursive, flowing style.

Mary Taylor, CPA
Auditor of State

June 23, 2008

City of Avon, Ohio
Management's Discussion and Analysis
For the Year Ended December 31, 2007
Unaudited

The discussion and analysis of the City of Avon's financial performance provides an overall review of the City's financial activities for the year ended December 31, 2007. The intent of this discussion and analysis is to look at the City's financial performance as a whole; readers should also review the transmittal letter and the basic financial statements to enhance their understanding of the City's financial performance.

Financial Highlights

Key financial highlights for fiscal year 2007 are:

- Income Taxes totaled \$7,793,181 in governmental activities, a decrease of \$294,959 or 3.65 percent from 2006.
- Total assets increased by \$6,113,029, a 5.36 percent increase over 2006.
- Total net assets increased \$169,278 or .18 percent from 2006.
- Total capital assets increased by \$5,736,440 or 6.91 percent from 2006.
- Total outstanding debt increased \$4,574,126 over 2006, an increase of 29.70 percent.
- At the November 2007 general election, the voters of Avon approved a .25 percent increase in income taxes for the purpose of building a recreation complex on the western side of the City.

Using This Comprehensive Annual Financial Report (CAFR)

This annual report consists of a series of financial statements and notes to those statements. These statements are prepared and organized so the reader can understand the City of Avon as a financial whole or an entire operating entity. The statements here proceed to provide an increasingly detailed look at our specific financial conditions.

The *Statement of Net Assets* and *Statement of Activities* provide information about the activities of the whole City, presenting both an aggregate view of the City's finances and a longer-term view of those assets. Major fund financial statements provide the next level of detail. For governmental funds, these statements tell how services were financed in the short term as well as what dollars remain for future spending. The fund financial statements also look at the City's most significant funds with all other non-major funds presented in total in one column.

Reporting the City of Avon as a Whole

Statement of Net Assets and Statement of Activities

While this document contains information about the funds used by the City to provide services to our citizens, the view of the City as a whole looks at all financial transactions and asks the question, "How did the City do financially during 2007?" The *Statement of Net Assets* and the *Statement of Activities* answer this

City of Avon, Ohio
Management's Discussion and Analysis
For the Year Ended December 31, 2007
Unaudited

question. These statements include all assets and liabilities using the accrual basis of accounting similar to the accounting method used by the private sector. The basis of this accounting takes into account all of the current year's revenues and expenses regardless of when the cash is received or paid.

These two statements report the City's net assets and the changes in those assets. The changes in assets are important because it tells the reader whether, for the City as a whole, the financial position of the City has improved or diminished. However, in evaluating the overall position of the City, non-financial information such as changes in the City's tax base and the condition of the City capital assets will also need to be evaluated.

The *Statement of Net Assets* and the *Statement of Activities* are divided into the following categories:

- Assets
- Liabilities
- Net Assets (Assets minus Liabilities)
- Program Revenue and Expenses
- General Revenues
- Net Assets Beginning of Year and Year's End

Reporting the City of Avon's Most Significant Funds

Fund Financial Statements

The presentation of the City's funds begins on page 9. Fund financial statements provide detailed information about the City's major funds based on the restrictions on the use of monies. The City has established many funds which account for the multitude of services, facilities and infrastructure provided to our residents. However, these fund financial statements focus on the City's most significant funds. In the case of the City of Avon, the major funds are the general, fire department, street construction, maintenance and repair, police, special assessment bond retirement, police station project, water and sewer.

Governmental Funds

Most of the City's activities are reported in the governmental funds that focus on how money flows into and out of those funds and the balances left at year-end available for spending in future periods. Governmental funds are reported using an accounting method called modified accrual accounting which measures cash and all other financial assets that are expected to be readily converted to cash. The governmental fund statements provide a detailed short-term view of the City's general operations and the basic services it provides. Governmental fund information helps you determine whether there are more or fewer financial resources that can be spent in the near future on services provided to our residents. The relationship (or differences) between governmental activities (reported in the *Statement of Net Assets* and the *Statement of Activities*) and governmental funds is reconciled in the financial statements.

City of Avon, Ohio
Management's Discussion and Analysis
For the Year Ended December 31, 2007
Unaudited

Proprietary Funds

Proprietary funds (the water and sewer funds) have historically operated as enterprise funds using the same basis of accounting as business-type activities; therefore, these statements will essentially match the information provided in the statements for the City as a whole.

The City of Avon as a Whole

The *Statement of Net Assets* looks at the City as a whole. Table I provides a summary of the City's net assets for 2007 compared to 2006.

Table I
Net Assets

	Governmental Activities		Business-Type Activities		Total	
	2007	2006	2007	2006	2007	2006
Current and Other Assets	\$25,778,918	\$23,493,176	\$5,614,285	\$7,523,438	\$31,393,203	\$31,016,614
Capital Assets, Net	60,066,555	56,155,239	28,742,674	26,917,550	88,809,229	83,072,789
<i>Total Assets</i>	<u>85,845,473</u>	<u>79,648,415</u>	<u>34,356,959</u>	<u>34,440,988</u>	<u>120,202,432</u>	<u>114,089,403</u>
Current and Other Liabilities	6,316,448	5,647,487	1,027,266	1,389,811	7,343,714	7,037,298
Long-Term Liabilities:						
Due Within One Year	730,752	661,589	274,600	260,902	1,005,352	922,491
Due In More Than One Year	17,488,589	12,416,727	2,287,317	1,804,705	19,775,906	14,221,432
<i>Total Liabilities</i>	<u>24,535,789</u>	<u>18,725,803</u>	<u>3,589,183</u>	<u>3,455,418</u>	<u>28,124,972</u>	<u>22,181,221</u>
Invested in Capital Assets, Net of Related Debt	46,461,676	46,746,166	25,494,999	24,570,995	71,956,675	71,317,161
Restricted:						
Capital Projects	2,474,044	2,213,629	0	0	2,474,044	2,213,629
Debt Service	1,428,118	1,407,892	0	0	1,428,118	1,407,892
Other Purposes	5,090,688	4,382,828	0	0	5,090,688	4,382,828
Unrestricted	5,855,158	6,172,097	5,272,777	6,414,575	11,127,935	12,586,672
<i>Total Net Assets</i>	<u>\$61,309,684</u>	<u>\$60,922,612</u>	<u>\$30,767,776</u>	<u>\$30,985,570</u>	<u>\$92,077,460</u>	<u>\$91,908,182</u>

Total assets increased by \$6,113,029 from 2006 to 2007. The increase was due to additions to capital assets, such as work in progress involving the new police station and the Route 83 road projects along with water and sewer line contributions from developers.

Total liabilities increased by \$5,943,751. The City issued \$1,870,000 in business-type notes for water and sewer improvements. The City retired \$1,700,000 in governmental fund notes and issued \$6,910,000 in notes during 2007 for real estate acquisitions, the State Route 83 extension, French Creek bridge and the police station.

City of Avon, Ohio
Management's Discussion and Analysis
For the Year Ended December 31, 2007
Unaudited

Total net assets increased \$169,278 with governmental net assets comprising of \$387,072 and business-type activities comprising (\$217,794) of that amount. The increase in governmental net assets was primarily due to an increase in capital assets. The decrease in business-type activities net assets is primarily due to fewer capital contributions from developers as compared to the prior year.

Table 2 shows the changes in net assets for the year ended December 31, 2007. Total revenues decreased \$1,828,236 or 7.76 percent. Total expenses increased \$1,979,491 or 10.12 percent.

Table 2
Changes in Net Assets

	Governmental Activities		Business-Type Activities		Total	
	2007	2006	2007	2006	2007	2006
Revenues						
Program Revenues:						
Charges for Services	\$2,133,657	\$2,032,486	\$3,617,722	\$3,280,898	\$5,751,379	\$5,313,384
Operating Grants and Contributions	1,260,822	1,104,341	0	0	1,260,822	1,104,341
Capital Grants and Contributions	0	1,816,365	363,836	683,347	363,836	2,499,712
Total Program Revenues	<u>3,394,479</u>	<u>4,953,192</u>	<u>3,981,558</u>	<u>3,964,245</u>	<u>7,376,037</u>	<u>8,917,437</u>
General Revenues:						
Property Taxes	3,768,102	3,505,356	0	0	3,768,102	3,505,356
Municipal Income Taxes	7,793,181	8,088,140	0	0	7,793,181	8,088,140
Grants and Entitlements	790,842	1,257,304	0	0	790,842	1,257,304
Investment Earnings	1,151,966	1,001,612	261,204	423,066	1,413,170	1,424,678
Miscellaneous	501,637	297,451	74,967	55,806	576,604	353,257
Total General Revenues	<u>14,005,728</u>	<u>14,149,863</u>	<u>336,171</u>	<u>478,872</u>	<u>14,341,899</u>	<u>14,628,735</u>
Total Revenues	<u>17,400,207</u>	<u>19,103,055</u>	<u>4,317,729</u>	<u>4,443,117</u>	<u>21,717,936</u>	<u>23,546,172</u>
Program Expenses						
General Government	2,269,262	2,739,914	0	0	2,269,262	2,739,914
Security of Person and Property	6,789,884	5,739,141	0	0	6,789,884	5,739,141
Transportation	4,449,451	3,824,122	0	0	4,449,451	3,824,122
Community Development	1,256,537	1,272,107	0	0	1,256,537	1,272,107
Basic Utility Services	430,858	419,887	0	0	430,858	419,887
Leisure Time Activities	829,313	1,173,141	0	0	829,313	1,173,141
Interest and Fiscal Charges	757,830	671,474	0	0	757,830	671,474
Water	0	0	2,757,452	2,224,019	2,757,452	2,224,019
Sewer	0	0	2,008,071	1,505,362	2,008,071	1,505,362
Total Expenses	<u>16,783,135</u>	<u>15,839,786</u>	<u>4,765,523</u>	<u>3,729,381</u>	<u>21,548,658</u>	<u>19,569,167</u>
Increase (Decrease) in Net Assets						
Before Transfers	617,072	3,263,269	(447,794)	713,736	169,278	3,977,005
Transfers	(230,000)	0	230,000	0	0	0
Increase (Decrease) in Net Assets	<u>387,072</u>	<u>3,263,269</u>	<u>(217,794)</u>	<u>713,736</u>	<u>169,278</u>	<u>3,977,005</u>
Net Assets, January 1	<u>60,922,612</u>	<u>57,659,343</u>	<u>30,985,570</u>	<u>30,271,834</u>	<u>91,908,182</u>	<u>87,931,177</u>
Net Assets, December 31	<u>\$61,309,684</u>	<u>\$60,922,612</u>	<u>\$30,767,776</u>	<u>\$30,985,570</u>	<u>\$92,077,460</u>	<u>\$91,908,182</u>

City of Avon, Ohio
Management's Discussion and Analysis
For the Year Ended December 31, 2007
Unaudited

Program revenues represent approximately 19.5 percent of total revenues for governmental activities. This is a 31.5 percent decrease in program revenues from the prior year. This decrease is primarily reflected in capital grants and contributions and is mostly related to street and storm sewer improvements from developers as in previous years. This is due to fewer developer contributions of streets in 2007. While program revenues provide considerable assistance in the provision of governmental services, the burden of governmental support is met by general revenues such as property taxes, municipal income taxes, and unrestricted grants and entitlements. General revenues decreased 1.02 percent from the prior year; much of this decrease in unrestricted grants and entitlements is due to a decrease in intergovernmental monies received from the County for local government revenue and from the State for homestead and rollback. By far, the City's largest revenue source is municipal income taxes which provides 56 percent of general revenues and 45 percent of total revenues overall.

The two largest governmental activities expenses are related to security of person and property for 40 percent and transportation for 27 percent. The increase in security of person and property costs is a result of labor agreement retroactive wages paid to dispatchers and certain police officers in 2007. Transportation expenses increased as the City continued its major street maintenance and repair programs.

Program revenues make up a significant portion of the total revenues for business-type activities. Charges for services increased over 10 percent from the prior year as a result of the City's growth in both commercial and residential usage.

GOVERNMENTAL ACTIVITIES

Several revenue sources fund the City's governmental activities with City income tax being the largest contribution. The income tax rate of 1 percent was established by City Ordinance No. 371-68, passed February 28, 1968. The Income Tax Ordinance was amended on November 2, 1993 requiring proposed tax rate changes be submitted to the electors of the City for approval or rejection. On November 6, 2002 the electors approved an increase in the income tax rate to 1-1/2 percent from 1 percent and a change in the tax credit for residents having income taxable in another community. In 2007, the revenue from income taxes decreased by \$294,959 from \$8,088,140 to \$7,793,181. This decrease mainly reflects a decrease in earned income from the general population of the City.

The City of Avon continues to be very aggressive in collecting delinquent income tax. The City has a strong economic development program which supports the outstanding growth and increasing income tax revenues. The number of businesses, be they industrial or commercial, large or small, provide the City with an income tax base that can sustain the loss of any major tax paying entity and still be able to meet the financial needs of the City. City income tax revenues of \$7,793,181 were designated for the City's general fund and fire department. In November 2002, the electors approved a one half percent increase in the income tax rate with the proceeds to be used to build and operate a new fire station. The present fire department has converted from part-time to full-time staffing and is funded by the additional income tax. In November 2007, the electors approved a one quarter percent increase in the income tax rate with the proceeds to be used to build a new YMCA and baseball stadium.

City of Avon, Ohio
Management's Discussion and Analysis
For the Year Ended December 31, 2007
Unaudited

Total revenues for governmental activities for 2007 were \$17,400,207. Income tax made up 44.79 percent, property taxes accounted for 21.66 percent, charges for services accounted for 12.26 percent, operating grants accounted for 7.25 percent; and the remaining 14.04 percent consists of grants and entitlements, investments and miscellaneous revenues. Charges for services represents receipts from the Mayor's Court, cable television, building permits, park development fees, recreation fees, emergency rescue fees, county health fees, contractor registration, New Community Baptist Church rental fees, community center fees, retention and rental fees.

Total governmental activities program expenses for 2007 were \$16,783,135. Security of persons and property expenses accounted for program expenses of \$6,789,884 which is 40.46 percent of the total governmental activity expenses for the City. Transportation expenses represent 26.51 percent, followed by general government expenses at 13.52 percent.

Transportation expenses were for the depreciation, maintenance and repairs to the City's roads and infrastructure. The City paid for these projects primarily from the City's general revenues, a part of which is provided by the City income tax. The City takes great pride in maintaining its streets in above average condition and continues to set aside money towards future capital maintenance and repairs.

The Police Department is very efficient and continues to operate within its operating budget. The department has an equipment levy that is utilized to purchase two new vehicles per year. The money is also used to purchase equipment that will better serve our community and provide extra safety for the police officers. The Police Department is funded from revenues transferred from the general fund. A five-year operating levy generated \$464,321 for the Police Department. Complementing the Police operating levy was a five-year one-half mill equipment levy which provided revenues of \$172,387, reported in the equipment capital projects fund.

The Fire Department is funded with income tax revenues. In November 2002, the electors approved changes to the City's income tax laws to construct a new building and to operate the department. During 2007, the department received \$3,466,344 in income tax revenue to support the operations. The Fire Department also has an equipment levy that is used to purchase vehicles for both the Fire Department and the rescue squad. The department received \$250,175 from the equipment tax levy, reported in the equipment capital projects fund. The department continues to upgrade emergency fire and rescue equipment to better serve the community.

Table 3 indicates the total cost of services and the net cost of services for governmental activities. The statement of activities reflects the cost of program services and the charges for services, grants, and contributions offsetting those services. The net cost of services identifies the cost of those services supported by tax revenues and unrestricted intergovernmental revenues.

City of Avon, Ohio
Management's Discussion and Analysis
For the Year Ended December 31, 2007
Unaudited

Table 3
Governmental Activities

	Total Cost of Services		Net Cost of Services	
	2007	2006	2007	2006
General Government	\$2,269,262	\$2,739,914	\$985,945	\$2,085,748
Security of Persons and Property	6,789,884	5,739,141	6,676,987	5,728,928
Transportation	4,449,451	3,824,122	3,431,656	1,016,610
Community Environment	1,256,537	1,272,107	630,336	(70,818)
Basic Utility Services	430,858	419,887	430,408	403,059
Leisure Time Activities	829,313	1,173,141	475,494	764,599
Interest and Fiscal Charges	757,830	671,474	757,830	671,474
Total Cost of Services	<u>\$16,783,135</u>	<u>\$15,839,786</u>	<u>\$13,388,656</u>	<u>\$10,599,600</u>

BUSINESS-TYPE ACTIVITIES

Utility services for water and sewer saw a 10.27 percent increase in charges for services along with a 27.78 percent increase in total expenses in 2007. These changes were primarily the result of the City's growth in both commercial and residential customer usage. Approximately one hundred and seventy nine new homes were built and sold in 2007. Commercial development continued to expand in several of the City's industrial parks. Because of the growth, water and sewer updates and connections were accepted by the City adding to the capital assets of the City. The City closely monitors the growth in services and will adjust the water tap-in fee structure to pay for future development and related costs, as needed. The last major fee adjustment was in 2003.

The City's Funds

Information about the City's governmental funds begins on page 18. These funds are accounted for by using the modified accrual basis of accounting. All governmental funds had total revenues of \$17,516,146 and expenditures of \$21,435,297. The most significant fund is the general fund with a year-end fund balance of \$6,766,945, which included an unreserved fund balance of \$6,577,416 compared to annual expenditures of \$3,147,866. While revenues exceeded expenditures by \$6,389,281, most of the excess was transferred to other City funds. These transferred funds enabled the City to fund street improvements, police operations, service long-term and short-term debt and fund capital improvements. The net change was insignificant at \$38,714.

The Fire Department has completed its fourth year as a full-time department in its new building. Municipal income tax revenues in the Fire Department fund of \$3,319,350 exceeded expenditures of \$2,611,273 by \$708,077. The Street Construction Maintenance and Repair Fund had revenues of \$1,670,148 which exceeded expenditures of \$1,432,681 by \$237,467. The Street Department constructs, maintains and repairs the various streets of the City. The Police Fund had expenditures of \$3,235,842 which exceeded revenues of \$585,892 by \$2,649,950. The Police Department relies on transfers from the general fund to operate.

City of Avon, Ohio
Management's Discussion and Analysis
For the Year Ended December 31, 2007
Unaudited

General Fund Budgeting Highlights

The City's budget is prepared according to Ohio law and is based on accounting for certain transactions on a basis of cash receipts, disbursements, and encumbrances. The most significant budgeted fund is the general fund. During the course of 2007 the City amended its general fund budget for a total increase in certified revenues in the amount of \$3,147,215. At the direction of Council, all capital projects and requests for capital type purchases must be reviewed and approved individually by Council. Recommendations and requests for budget changes are referred to the Finance Committee of City Council for review, after which they are sent to Council work session for presentation before going to the formal Council meeting for ordinance enactment on the change. The legal level of budgetary control has been established by Council at the fund, object level for all funds.

The general fund supports many major activities such as the Building and Planning Departments as well as the legislative and most executive activities. Some major capital projects are funded with general fund dollars. By ordinance, these funds are transferred from the general fund to capital project funds where the revenue and expenditures for the capital improvement are tracked and monitored.

For the general fund, the original budgeted revenues were \$6,621,018, and the final budgeted amount was \$9,768,233. Of this \$3,147,215 difference, most was due to increased property tax and municipal income tax revenues received, licenses and permits cost adjustments and interest revenue increase due to more money available to invest. The actual revenues of \$9,727,761 received by the City was only \$40,472 less than the final budgeted amount.

Original appropriations of \$1,514,295 were increased during the year by \$2,361,550 to establish final appropriations of \$3,875,845 for the year. These increases were due primarily to contract negotiations. The actual expenditures of \$3,333,763 were \$542,082 less than the final budgeted amount. Final expenditures often are less than budget. Budgets for projects are set based on public bidding and engineers' estimates. The City strives to hold down project costs and control contractor expenditures. The result is that most contract/project work is completed under budget. The City takes great pride in project management successes.

The City continued to maintain a respectable level of liquidity in the general fund by maintaining unrestricted cash at year-end of 58.3 percent of total actual revenues received during the year.

Capital Assets and Debt Administration

Capital Assets

Total capital assets (net of depreciation) for the governmental activities were \$60,066,555 which was a \$3,911,316 increase from the prior year. The increase was due primarily for the increase in construction in progress for the police station and the Route 83 improvements. Total capital assets (net of depreciation) for the business activities were \$28,742,674. Business-type activities capital assets additions included the Jaycox Road Sewer line improvement and infrastructure acceptance in sewer lines from developers.

City of Avon, Ohio
Management's Discussion and Analysis
For the Year Ended December 31, 2007
Unaudited

Table 4
Capital Assets
(Net of Depreciation)

	Governmental Activities		Business-Type Activities		Total	
	2007	2006	2007	2006	2007	2006
Land	\$2,773,568	\$2,328,092	\$7,580	\$7,580	\$2,781,148	\$2,335,672
Construction in Progress	5,404,593	2,658,283	0	178,120	5,404,593	2,836,403
Land Improvements	1,234,548	485,303	0	0	1,234,548	485,303
Buildings and Improvements	7,521,679	7,501,671	1,134,708	1,168,580	8,656,387	8,670,251
Machinery and Equipment	2,191,146	2,149,961	906,763	369,824	3,097,909	2,519,785
Infrastructure						
Park Improvements	968,958	1,007,581	0	0	968,958	1,007,581
Streets	24,999,466	25,185,445	0	0	24,999,466	25,185,445
Bridges and Culverts	399,534	418,103	0	0	399,534	418,103
Traffic Signals	886,746	791,605	0	0	886,746	791,605
Storm Sewer	13,686,317	13,629,195	0	0	13,686,317	13,629,195
Water Lines	0	0	10,661,536	10,902,579	10,661,536	10,902,579
Sewer Lines	0	0	16,032,087	14,290,867	16,032,087	14,290,867
<i>Total Capital Assets</i>	<u>\$60,066,555</u>	<u>\$56,155,239</u>	<u>\$28,742,674</u>	<u>\$26,917,550</u>	<u>\$88,809,229</u>	<u>\$83,072,789</u>

See Note 9 of the Notes to the Basic Financial Statements for additional information on the City's capital assets.

Debt

On December 31, 2007, the City of Avon had \$19,990,962 in bonds, loans, notes and intergovernmental payables outstanding, with \$908,130 due within one year. Table 5 summarizes bonds, loans, contractual commitments and notes outstanding.

Table 5
Outstanding Debt at Year End

	Governmental Activities		Business-Type Activities		Total	
	2007	2006	2007	2006	2007	2006
General Obligation Bonds	\$6,717,363	\$7,096,708	\$291,378	\$342,096	\$7,008,741	\$7,438,804
Special Assessment Bonds	2,866,244	3,073,713	0	0	2,866,244	3,073,713
OPWC Loans	242,044	13,500	0	0	242,044	13,500
OWDA Loans	0	0	657,830	767,198	657,830	767,198
Intergovernmental Payable	0	0	776,103	863,621	776,103	863,621
Notes Payable	6,910,000	2,110,000	1,530,000	1,150,000	8,440,000	3,260,000
Total	<u>\$16,735,651</u>	<u>\$12,293,921</u>	<u>\$3,255,311</u>	<u>\$3,122,915</u>	<u>\$19,990,962</u>	<u>\$15,416,836</u>

City of Avon, Ohio
Management's Discussion and Analysis
For the Year Ended December 31, 2007
Unaudited

The general obligation bonds for governmental activities include Moore Road/Formanek improvements of \$1,154; Just Imagine Drive Paving of \$405,000; North Branch Sewer Avins Ditch \$186,420; Moore Road Improvement of \$79,193; Veteran's Park of \$1,365,000; Service Garage of \$2,235,000; Schneider Court Improvements of \$990,000 and the \$59,200 in refunding bonds. The governmental activities also including refunding bonds for the 1996 Detroit Road Park of \$147,000; the Library Improvement of \$465,000; Northgate Sewer Improvement of \$241,000 and the 1997 New City Hall in the amounts of \$607,000. These bond obligations are paid from monies transferred from the general fund into the debt service funds. The service garage is currently paid from special revenue funds collected from a property tax levy and gasoline taxes. The business-type activities general obligation bonds are \$310,800 in refunding bonds, payable from the water and sewer funds charges for services.

The special assessment bonds consist of Moore/Formanek Improvements, Route 83 Sewer Improvements, Chester Road Sanitary Sewer, Moore/Chester Road Waterline, Chester Road Waterline East, Avon Road Waterline, North Branch Sewer Avins Ditch, Moore Road Improvement, Mills, Jaycox, Sandy Lane improvements and a various purpose sanitary sewer project. Principal and interest for these bonds are paid from the collection of special assessments by the Lorain County Auditor.

The Ohio Public Works Commission loans represent interest free loans obtained to finance portions of the State Route 83 Channel Enclosure, Jaycox Road/Center Improvements, and the Center Road Extension. These OPWC loans are paid from the bond retirement fund.

The Ohio Water Development loans represent loans obtained to finance sanitary sewer construction. These loans are paid from the customers charges in the sewer proprietary fund.

The City retired \$3,600,000 in general obligation bond anticipation notes and issued \$8,780,000 in new notes with maturity dates of March 3, 2008 and May 29, 2008. The notes issued were for State Route 83 Extension (\$1,100,000), Real Estate Acquisition (\$410,000), French Creek Bridge (\$900,000), and for the construction of the new police station (\$4,500,000). Business-type activities issued notes for the North Branch Interceptor Sanitary Sewer (\$330,000), Jaycox Road Sewer line (\$800,000), and Jaycox Road Waterline Improvements (\$400,000). The business-type activities also issued and retired a note for the Sewer Capital Improvements (\$340,000).

The City's overall legal ten and one-half percent debt limitation (voted and unvoted) on December 31, 2007 was \$78,443,635. The aggregate outstanding debt subject to the ten and one-half percent limitation is \$13,764,462. The difference of \$64,679,173 between the maximum issuable amount and the outstanding amount represents the aggregate principal amount of additional voted and unvoted nonexempt debt which the City may issue without exceeding the ten and one-half percent limitation.

See Notes 10 and 11 of the Notes to the Basic Financial Statements for additional information on the City's outstanding debt obligations.

Current Financial Related Activities

Over the past ten years the City has enjoyed strong growth in revenues as a result of new commercial and industrial development. The City, with the support of the school system, has granted a tax abatement to nine companies. Although property taxes have been partially deferred as a result of the tax abatement, the deferral has been more than offset by the significant increase in income tax collections.

City of Avon, Ohio
Management's Discussion and Analysis
For the Year Ended December 31, 2007
Unaudited

The City is ideally situated on Interstate 90, approximately twenty minutes from Cleveland, Ohio and Cleveland Hopkins International Airport. Interstate 90 divides the City providing a perfect separation for industrial development north of Interstate 90 and commercial and upscale residential development south of Interstate 90. With development of the industrial sites on the north side, the City's financial conditions have been significantly strengthened. The economic development of the City has led to a strong healthy community that has seen its bond rating improve from A1 to AA2.

The City adopted a master plan for the development, growth and expansion of the City. A Master Sewer Plan is in place. The City has hired URS Corporation to design a master street/road plan. Forty thousand dollars was allotted for the road analysis study. The Council and Administration work with the French Creek Development Association to preserve the French Creek District section of the City. Restoration and preservation of the French Creek District centralizes small commercial businesses in the core area of the City. The City takes great pride in its French Creek business district.

The City makes applications for and has been receiving grants on an annual basis. In 2007, the City received grant monies from the Lorain County Solid Waste Management District. In 2006 the City applied for and received a \$70,429 grant for solid waste recycling. In 2005 the City applied for and received a grant of \$67,771 to use towards the conversion of the former fire station into a senior citizens center. Conversion of the building was completed in 2006. The Administration and Council work very hard to obtain grants for the benefit of Avon residents while keeping taxes at a minimum.

In 2004, City Council approved the study for a new I-90 interchange. The cost of Phase I of the Interchange Justification Study (IJS) was \$149,000 and was paid from pledges from local industry totaling \$111,200 and \$37,800 from the City. Phase II of the study commenced in November 2007 when the Northeast Ohio Areawide Coordinating Agency (NOACA) approved the concept of the interchange. Funding for Phase II will be paid fully from pledges from local industry totaling \$1,774,645. The City will not share in the cost of the Phase II study. A new I-90 interchange will open up new industrial and commercial development in the City.

City health care costs for employees skyrocketed at the beginning of 1996. In October, 1996, the City joined the Lorain County Health Care Program, a shared risk pool under the direction of the Lorain County Commissioners. The City's insurance premium costs dropped significantly as a result of the move to the County program. During the period of 1996 through 2003, health care insurance costs continued to escalate everywhere while the Program's insurance costs remained at reasonable levels while providing the best possible insurance coverage for City employees. In late 2003, the County announced significant cost increases to the Program. The City negotiated an 80/20 sharing of cost with all the bargaining units in the City. Health insurance costs continue to escalate with costs adjustments to all parties in 2004, 2005 and 2006. In 2007, there was a 2.5 percent reduction in premiums.

The Finance Director, Mayor and City Council work extremely hard at keeping debt low. Finances are planned so that we can pay cash for many of the facility improvements and acquisitions, and continue to pay cash for all equipment and other major purchases necessary to maintain our level of services. We live within our means and plan ahead knowing that responsible leadership commands that we observe the budget and expend less than the revenues we receive. We manage our assets and our annual budget by monthly reviews within each department, a responsibility given to our Department Heads. We have expanded our services but yet have kept the size of our work force to a level where we believe we meet the needs of our residents.

City of Avon, Ohio
Management's Discussion and Analysis
For the Year Ended December 31, 2007
Unaudited

The City of Avon has committed itself to financial excellence and has a history of doing just that. The City has received the Government Finance Officers Award Certificate of Achievement for Excellence since 1991, the year of our first Comprehensive Annual Financial Report. The City of Avon was one of the first cities in Ohio to report using the Government Accounting Standards Board (GASB) 34 requirements. Our commitment to our residents has always been one of full disclosure of the financial position of the City.

Contacting the City's Finance Department

This financial report is designed to provide our citizens, taxpayers, creditors and investors with a general overview of the City's finances and show the City's accountability for all money it receives, spends or invests. If you have any questions about this report or need financial information contact the Finance Department, City of Avon, 36080 Chester Road, Avon, Ohio 44011, telephone 440-937-7806, or at the website at www.cityofavon.com.

City of Avon, Ohio
Statement of Net Assets
December 31, 2007

	Governmental Activities	Business-Type Activities	Total
Assets			
Equity in Pooled Cash and Cash Equivalents	\$15,119,756	\$3,807,649	\$18,927,405
Materials and Supplies Inventory	122,889	386,765	509,654
Accounts Receivable	209,221	397,919	607,140
Intergovernmental Receivable	962,516	0	962,516
Prepaid Items	50,646	6,261	56,907
Municipal Income Taxes Receivable	2,160,790	0	2,160,790
Property Taxes Receivable	4,230,002	0	4,230,002
Special Assessments Receivable	2,866,244	231,952	3,098,196
Deferred Charges	56,854	783,739	840,593
Capital Assets, Non-Depreciable	8,178,161	7,580	8,185,741
Capital Assets, Depreciable, Net	51,888,394	28,735,094	80,623,488
<i>Total Assets</i>	<u>85,845,473</u>	<u>34,356,959</u>	<u>120,202,432</u>
Liabilities			
Accounts Payable	253,126	52,417	305,543
Contracts Payable	950,844	82,339	1,033,183
Accrued Wages and Benefits	301,021	26,089	327,110
Intergovernmental Payable	588,121	33,639	621,760
Deferred Revenue	4,028,205	0	4,028,205
Accrued Interest Payable	195,131	32,782	227,913
Notes Payable	0	800,000	800,000
Long-Term Liabilities:			
Due Within One Year	730,752	274,600	1,005,352
Due In More Than One Year	17,488,589	2,287,317	19,775,906
<i>Total Liabilities</i>	<u>24,535,789</u>	<u>3,589,183</u>	<u>28,124,972</u>
Net Assets			
Invested in Capital Assets, Net of Related Debt	46,461,676	25,494,999	71,956,675
Restricted for:			
Capital Projects	2,474,044	0	2,474,044
Debt Service	1,428,118	0	1,428,118
Fire Department	3,369,930	0	3,369,930
Street Construction, Maintenance and Repair	836,575	0	836,575
Park Development	263,416	0	263,416
Other Purposes	620,767	0	620,767
Unrestricted	5,855,158	5,272,777	11,127,935
<i>Total Net Assets</i>	<u>\$61,309,684</u>	<u>\$30,767,776</u>	<u>\$92,077,460</u>

See accompanying notes to the basic financial statements

City of Avon, Ohio
Statement of Activities
For the Year Ended December 31, 2007

	Program Revenues			
	Expenses	Charges for Services	Operating Grants and Contributions	Capital Grants and Contributions
Governmental Activities				
General Government	\$2,269,262	\$1,231,991	\$51,326	\$0
Security of Persons and Property	6,789,884	11,871	101,026	0
Transportation	4,449,451	0	1,017,795	0
Community Environment	1,256,537	555,772	70,429	0
Basic Utility Services	430,858	450	0	0
Leisure Time Activities	829,313	333,573	20,246	0
Interest and Fiscal Charges	757,830	0	0	0
<i>Total Governmental Activities</i>	<u>16,783,135</u>	<u>2,133,657</u>	<u>1,260,822</u>	<u>0</u>
Business-Type Activities				
Water	2,757,452	2,350,121	0	121,800
Sewer	2,008,071	1,267,601	0	242,036
<i>Total Business-Type Activities</i>	<u>4,765,523</u>	<u>3,617,722</u>	<u>0</u>	<u>363,836</u>
<i>Total</i>	<u>\$21,548,658</u>	<u>\$5,751,379</u>	<u>\$1,260,822</u>	<u>\$363,836</u>

General Revenues

Property Taxes Levied for:

General Purposes

Streets

Police

Police Pension

Park Operating

Library Bond Retirement

Equipment

Municipal Income Taxes Levied for

General Purposes

Fire Department

Grants and Entitlements not Restricted
to Specific Programs

Investment Earnings

Miscellaneous

Total General Revenues

Transfers

Total General Revenues and Transfers

Change in Net Assets

Net Assets Beginning of Year - Restated (Note 3)

Net Assets End of Year

See accompanying notes to the basic financial statements

Net (Expense) Revenue and Changes in Net Assets		
Governmental Activities	Business-Type Activity	Total
(\$985,945)	\$0	(\$985,945)
(6,676,987)	0	(6,676,987)
(3,431,656)	0	(3,431,656)
(630,336)	0	(630,336)
(430,408)	0	(430,408)
(475,494)	0	(475,494)
(757,830)	0	(757,830)
(13,388,656)	0	(13,388,656)
0	(285,531)	(285,531)
0	(498,434)	(498,434)
0	(783,965)	(783,965)
(13,388,656)	(783,965)	(14,172,621)
1,543,962	0	1,543,962
806,201	0	806,201
464,321	0	464,321
201,386	0	201,386
251,185	0	251,185
86,093	0	86,093
414,954	0	414,954
4,326,837	0	4,326,837
3,466,344	0	3,466,344
790,842	0	790,842
1,151,966	261,204	1,413,170
501,637	74,967	576,604
14,005,728	336,171	14,341,899
(230,000)	230,000	0
13,775,728	566,171	14,341,899
387,072	(217,794)	169,278
60,922,612	30,985,570	91,908,182
\$61,309,684	\$30,767,776	\$92,077,460

City of Avon, Ohio

Balance Sheet

Governmental Funds

December 31, 2007

	General	Fire Department	Street Construction, Maintenance and Repair	Police	Special Assessment Bond Retirement	Police Station Project
Assets						
Equity in Pooled Cash and						
Cash Equivalents	\$5,969,222	\$3,072,675	\$525,860	\$127,761	\$366,438	\$1,234,627
Materials and Supplies Inventory	3,962	4,036	85,385	22,063	0	0
Accounts Receivable	209,221	0	0	0	0	0
Interfund Receivable	35,000	0	0	0	0	0
Intergovernmental Receivable	407,104	0	400,834	27,155	0	0
Prepaid Items	14,843	12,500	3,250	19,903	0	0
Municipal Income Taxes Receivable	1,274,866	885,924	0	0	0	0
Property Taxes Receivable	1,691,535	0	866,606	484,945	0	0
Special Assessments Receivable	0	0	0	0	2,866,244	0
<i>Total Assets</i>	<u>\$9,605,753</u>	<u>\$3,975,135</u>	<u>\$1,881,935</u>	<u>\$681,827</u>	<u>\$3,232,682</u>	<u>\$1,234,627</u>
Liabilities and Fund Balances						
Liabilities						
Accounts Payable	\$57,000	\$8,956	\$44,177	\$28,989	\$0	\$71,425
Contracts Payable	0	0	0	0	0	488,720
Accrued Wages and Benefits	57,569	79,237	30,056	118,435	0	0
Interfund Payable	0	0	0	0	0	0
Intergovernmental Payable	112,738	209,631	32,427	90,834	3,059	0
Deferred Revenue	2,611,501	468,021	1,140,980	512,100	2,866,244	0
<i>Total Liabilities</i>	<u>2,838,808</u>	<u>765,845</u>	<u>1,247,640</u>	<u>750,358</u>	<u>2,869,303</u>	<u>560,145</u>
Fund Balances						
Reserved for Encumbrances	189,529	9,758	177,262	77,766	0	1,841,712
Unreserved:						
Undesignated (Deficit), Reported in:						
General Fund	6,577,416	0	0	0	0	0
Special Revenue Funds	0	3,199,532	457,033	(146,297)	0	0
Debt Service Funds	0	0	0	0	363,379	0
Capital Projects Funds	0	0	0	0	0	(1,167,230)
<i>Total Fund Balances (Deficit)</i>	<u>6,766,945</u>	<u>3,209,290</u>	<u>634,295</u>	<u>(68,531)</u>	<u>363,379</u>	<u>674,482</u>
<i>Total Liabilities and Fund Balances</i>	<u>\$9,605,753</u>	<u>\$3,975,135</u>	<u>\$1,881,935</u>	<u>\$681,827</u>	<u>\$3,232,682</u>	<u>\$1,234,627</u>

See accompanying notes to the basic financial statements

City of Avon, Ohio
*Reconciliation of Total Governmental Fund Balances to
Net Assets of Governmental Activities
December 31, 2007*

Other Governmental Funds	Total Governmental Funds		
		Total Governmental Fund Balances	\$14,741,329
		<i>Amounts reported for governmental activities in the statement of net assets are different because:</i>	
\$3,823,173	\$15,119,756	Capital assets used in governmental activities are not financial resources and therefore are not reported in the funds.	60,066,555
7,443	122,889		
0	209,221		
0	35,000		
127,423	962,516	Other long-term assets are not available to pay for current-period expenditures and therefore are deferred in the funds:	
150	50,646	Special Assessments	2,866,244
0	2,160,790	Delinquent Property Taxes	236,222
1,186,916	4,230,002	Intergovernmental	620,396
0	2,866,244	Municipal Income Taxes	<u>1,136,556</u>
<u>\$5,145,105</u>	<u>\$25,757,064</u>	Total	4,859,418
		In the statement of activities, interest is accrued on outstanding bonds, whereas in governmental funds, an interest expenditure is reported when due.	(195,131)
\$42,579	\$253,126	Bond issuance costs are considered deferred charges and will be amortized over the life of the bonds on the statement of net assets.	56,854
462,124	950,844		
15,724	301,021		
35,000	35,000		
139,432	588,121	Long-term liabilities are not due and payable in the current period and therefore are not reported in the funds.	
1,288,777	8,887,623	General Obligation Bonds	(6,780,967)
<u>1,983,636</u>	<u>11,015,735</u>	Premium	(31,652)
		Refunding	95,256
1,693,056	3,989,083	Special Assessment Bonds	(2,866,244)
		OPWC Loans	(242,044)
0	6,577,416	Notes Payable	(6,910,000)
480,533	3,990,801	Compensated Absences	<u>(1,483,690)</u>
168,549	531,928	Total	<u>(18,219,341)</u>
819,331	(347,899)	<i>Net Assets of Governmental Activities</i>	<u>\$61,309,684</u>
<u>3,161,469</u>	<u>14,741,329</u>		
<u>\$5,145,105</u>	<u>\$25,757,064</u>		

City of Avon, Ohio
Statement of Revenues, Expenditures and Changes in Fund Balances
Governmental Funds
For the Year Ended December 31, 2007

	General	Fire Department	Street Construction, Maintenance and Repair	Police	Special Assessment Bond Retirement	Police Station Project
Revenues						
Property Taxes	\$1,512,691	\$0	\$793,777	\$457,416	\$0	\$0
Municipal Income Taxes	4,361,919	3,319,350	0	0	0	0
Charges for Services	692,214	0	0	0	0	0
Licenses and Permits	873,003	0	0	0	0	0
Fines and Forfeitures	202,827	0	0	0	0	0
Intergovernmental	859,586	0	848,086	77,293	0	0
Special Assessments	0	0	0	0	227,188	0
Interest	806,221	0	22,968	0	242,069	65,982
Miscellaneous	228,686	1,799	5,317	51,183	0	1,800
<i>Total Revenues</i>	<u>9,537,147</u>	<u>3,321,149</u>	<u>1,670,148</u>	<u>585,892</u>	<u>469,257</u>	<u>67,782</u>
Expenditures						
Current:						
General Government	2,163,880	0	0	0	0	0
Security of Persons and Property	0	2,611,273	0	3,235,842	0	0
Transportation	0	0	1,432,681	0	0	0
Community Environment	983,986	0	0	0	0	0
Basic Utility Services	0	0	0	0	0	0
Leisure Time Activities	0	0	0	0	0	0
Capital Outlay	0	0	0	0	0	3,658,504
Debt Service:						
Principal Retirement	0	0	0	0	227,188	0
Interest and Fiscal Charges	0	0	0	0	223,820	6,076
<i>Total Expenditures</i>	<u>3,147,866</u>	<u>2,611,273</u>	<u>1,432,681</u>	<u>3,235,842</u>	<u>451,008</u>	<u>3,664,580</u>
<i>Excess of Revenues Over (Under) Expenditures</i>	<u>6,389,281</u>	<u>709,876</u>	<u>237,467</u>	<u>(2,649,950)</u>	<u>18,249</u>	<u>(3,596,798)</u>
Other Financing Sources (Uses)						
Current Refunding	0	0	0	0	0	0
Notes Issued	0	0	0	0	0	4,500,000
OPWC Loans Issued	0	0	0	0	0	0
Transfers In	286,675	0	37,738	2,600,000	0	0
Transfers Out	(6,637,242)	0	(187,726)	0	0	(283,160)
<i>Total Other Financing Sources (Uses)</i>	<u>(6,350,567)</u>	<u>0</u>	<u>(149,988)</u>	<u>2,600,000</u>	<u>0</u>	<u>4,216,840</u>
<i>Net Change in Fund Balances</i>	38,714	709,876	87,479	(49,950)	18,249	620,042
<i>Fund Balances (Deficit)</i>						
<i>Beginning of Year</i>	<u>6,728,231</u>	<u>2,499,414</u>	<u>546,816</u>	<u>(18,581)</u>	<u>345,130</u>	<u>54,440</u>
<i>Fund Balances (Deficit) End of Year</i>	<u>\$6,766,945</u>	<u>\$3,209,290</u>	<u>\$634,295</u>	<u>(\$68,531)</u>	<u>\$363,379</u>	<u>\$674,482</u>

See accompanying notes to the basic financial statements

City of Avon, Ohio
*Reconciliation of the Statement of Revenues, Expenditures and Changes
in Fund Balances of Governmental Funds to the Statement of Activities
For the Year Ended December 31, 2007*

Other Governmental Funds	Total Governmental Funds		
		Net Change in Fund Balances - Total Governmental Funds	\$1,903,001
		<i>Amounts reported for governmental activities in the statements of activities are different because:</i>	
		Governmental funds report capital outlays as expenditures. However, in the statement of activities, the cost of those assets are allocated over their estimated useful lives as depreciation expense. This is the amount by which capital outlays exceeded depreciation in the current period:	
\$938,726	\$3,702,610	Capital Asset Additions	5,860,180
0	7,681,269	Capital Contribution	1,186,814
140,155	832,369	Current Year Depreciation	<u>(3,081,336)</u>
195,749	1,068,752	Total	3,965,658
9,990	212,817		
352,573	2,137,538		
0	227,188		
14,726	1,151,966		
<u>212,852</u>	<u>501,637</u>	Governmental funds only report the disposal of capital assets to the extent proceeds are received from the sale. In the statement of activities, a gain or loss is reported for each disposal.	(54,342)
1,864,771	17,516,146		
		Revenues in the statement of activities that do not provide current financial resources are not reported as revenues in the funds:	
5,840	2,169,720	Delinquent Property Taxes	65,492
420,926	6,268,041	Intergovernmental	(85,874)
216,702	1,649,383	Special Assessments	(207,469)
255,266	1,239,252	Municipal Income Taxes	<u>111,912</u>
22,410	22,410	Total	(115,939)
1,134,764	1,134,764		
3,505,252	7,163,756	Other financing sources in the governmental funds that increase long-term liabilities in the statement of net assets are not reported as revenues in the statement of activities:	
		OPWC Loans Issued	(242,152)
978,806	1,205,994	Notes Issued	<u>(6,910,000)</u>
<u>352,081</u>	<u>581,977</u>	Total	(7,152,152)
6,892,047	21,435,297		
<u>(5,027,276)</u>	<u>(3,919,151)</u>	Repayment of bond, note and loan principal and payment to the refunded bond escrow agent are expenditures in the governmental funds, but the repayments reduce the long-term liabilities in the statement of net assets:	
		Bond, Note and Loan Principal	2,305,994
(1,100,000)	(1,100,000)		
2,410,000	6,910,000	In the statement of activities, interest is accrued on outstanding bonds, bond issuance costs and bond premium are amortized over the term of the bonds, whereas in governmental funds, an expenditure is reported when bonds are issued:	
242,152	242,152	Accrued Interest	(107,475)
3,988,230	6,912,643	Amortization of Bond Issuance Costs	(62,806)
<u>(34,515)</u>	<u>(7,142,643)</u>	Amortization of Loss on Refunding	(9,312)
		Amortization of Bond Premium	<u>3,740</u>
5,505,867	5,822,152	Total	(175,853)
478,591	1,903,001	Some expenses reported in the statement of activities do not require the use of current financial resources and therefore are not reported as expenditures in governmental funds, such as compensated absences.	(289,295)
<u>2,682,878</u>	<u>12,838,328</u>		
\$3,161,469	\$14,741,329	<i>Change in Net Assets of Governmental Activities</i>	<u><u>\$387,072</u></u>

City of Avon, Ohio
Statement of Revenues, Expenditures and Changes
in Fund Balance - Budget (Non-GAAP Basis) and Actual
General Fund
For the Year Ended December 31, 2007

	Budgeted Amounts		Actual	Variance with Final Budget Positive (Negative)
	Original Budget	Final Budget		
Revenues				
Property Taxes	\$1,060,086	\$1,532,890	\$1,512,691	(20,199)
Municipal Income Taxes	3,146,601	4,744,208	4,546,891	(197,317)
Charges for Services	385,256	557,082	589,932	32,850
Licenses and Permits	607,784	878,858	873,003	(5,855)
Fines and Forfeitures	128,658	186,040	202,827	16,787
Intergovernmental	659,875	954,183	988,298	34,115
Interest	518,670	750,000	785,433	35,433
Miscellaneous	114,088	164,972	228,686	63,714
<i>Total Revenues</i>	<u>6,621,018</u>	<u>9,768,233</u>	<u>9,727,761</u>	<u>(40,472)</u>
Expenditures				
Current:				
General Government	996,664	2,550,966	2,244,767	306,199
Community Environment	517,631	1,324,879	1,088,996	235,883
<i>Total Expenditures</i>	<u>1,514,295</u>	<u>3,875,845</u>	<u>3,333,763</u>	<u>542,082</u>
<i>Excess of Revenues Over Expenditures</i>	<u>5,106,723</u>	<u>5,892,388</u>	<u>6,393,998</u>	<u>501,610</u>
Other Financing Sources (Uses)				
Advances Out	(35,000)	(35,000)	(35,000)	0
Transfers In	1,603,057	1,603,057	286,675	(1,316,382)
Transfers Out	(6,009,162)	(8,887,469)	(6,637,242)	2,250,227
<i>Total Other Financing Sources (Uses)</i>	<u>(4,441,105)</u>	<u>(7,319,412)</u>	<u>(6,385,567)</u>	<u>933,845</u>
<i>Net Change in Fund Balance</i>	665,618	(1,427,024)	8,431	1,435,455
<i>Fund Balance Beginning of Year</i>	5,464,130	5,464,130	5,464,130	0
Prior Year Encumbrances Appropriated	194,208	194,208	194,208	0
<i>Fund Balance End of Year</i>	<u>\$6,323,956</u>	<u>\$4,231,314</u>	<u>\$5,666,769</u>	<u>\$1,435,455</u>

See accompanying notes to the basic financial statements

City of Avon, Ohio
Statement of Revenues, Expenditures and Changes
in Fund Balance - Budget (Non-GAAP Basis) and Actual
Fire Department Fund
For the Year Ended December 31, 2007

	<u>Budgeted Amounts</u>		<u>Actual</u>	<u>Variance with Final Budget Positive (Negative)</u>
	<u>Original Budget</u>	<u>Final Budget</u>		
Revenues				
Municipal Income Taxes	\$2,998,492	\$3,371,243	\$3,283,912	(\$87,331)
Miscellaneous	1,608	1,799	1,799	0
<i>Total Revenues</i>	3,000,100	3,373,042	3,285,711	(87,331)
Expenditures				
Current:				
Security of Persons and Property	824,334	2,839,334	2,587,092	252,242
<i>Excess of Revenues Over Expenditures</i>	2,175,766	533,708	698,619	164,911
Other Financing Uses				
Transfers Out	(2,000,000)	(2,000,000)	0	2,000,000
<i>Net Change in Fund Balance</i>	175,766	(1,466,292)	698,619	2,164,911
<i>Fund Balance Beginning of Year</i>	2,345,099	2,345,099	2,345,099	0
Prior Year Encumbrances Appropriated	17,074	17,074	17,074	0
<i>Fund Balance End of Year</i>	<u>\$2,537,939</u>	<u>\$895,881</u>	<u>\$3,060,792</u>	<u>\$2,164,911</u>

See accompanying notes to the basic financial statements

City of Avon, Ohio
*Statement of Revenues, Expenditures and Changes
in Fund Balance - Budget (Non-GAAP Basis) and Actual
Street Construction, Maintenance and Repair Fund
For the Year Ended December 31, 2007*

	Budgeted Amounts		Actual	Variance with Final Budget Positive (Negative)
	Original Budget	Final Budget		
Revenues				
Property Taxes	\$675,523	\$1,008,424	\$793,777	(\$214,647)
Intergovernmental	645,884	757,852	837,047	79,195
Interest	17,045	20,000	22,435	2,435
Miscellaneous	11,739	13,773	5,317	(8,456)
<i>Total Revenues</i>	1,350,191	1,800,049	1,658,576	(141,473)
Expenditures				
Current:				
Transportation	1,694,136	1,734,374	1,656,577	77,797
<i>Excess of Revenues Over (Under) Expenditures</i>	(343,945)	65,675	1,999	(63,676)
Other Financing Sources (Uses)				
Transfers In	345,475	345,475	37,738	(307,737)
Transfers Out	(187,726)	(187,726)	(187,726)	0
<i>Total Other Financing Sources (Uses)</i>	157,749	157,749	(149,988)	(307,737)
<i>Net Change in Fund Balance</i>	(186,196)	223,424	(147,989)	(371,413)
<i>Fund Balance Beginning of Year</i>	241,190	241,190	241,190	0
Prior Year Encumbrances Appropriated	215,796	215,796	215,796	0
<i>Fund Balance End of Year</i>	<u>\$270,790</u>	<u>\$680,410</u>	<u>\$308,997</u>	<u>(\$371,413)</u>

See accompanying notes to the basic financial statements

City of Avon, Ohio
*Statement of Revenues, Expenditures and Changes
in Fund Balance - Budget (Non-GAAP Basis) and Actual
Police Fund
For the Year Ended December 31, 2007*

	<u>Budgeted Amounts</u>		<u>Actual</u>	<u>Variance with Final Budget Positive (Negative)</u>
	<u>Original Budget</u>	<u>Final Budget</u>		
Revenues				
Property Taxes	\$350,966	\$520,013	\$457,416	(\$62,597)
Intergovernmental	65,986	85,784	77,293	(8,491)
Miscellaneous	37,718	49,036	51,183	2,147
<i>Total Revenues</i>	454,670	654,833	585,892	(68,941)
Expenditures				
Current:				
Security of Persons and Property	3,274,014	3,375,314	3,324,107	51,207
<i>Excess of Revenues Under Expenditures</i>	(2,819,344)	(2,720,481)	(2,738,215)	(17,734)
Other Financing Sources				
Transfers In	2,752,000	2,752,004	2,600,000	(152,004)
<i>Net Change in Fund Balance</i>	(67,344)	31,523	(138,215)	(169,738)
<i>Fund Balance Beginning of Year</i>	106,906	106,906	106,906	0
Prior Year Encumbrances Appropriated	63,744	63,744	63,744	0
<i>Fund Balance End of Year</i>	<u>\$103,306</u>	<u>\$202,173</u>	<u>\$32,435</u>	<u>(\$169,738)</u>

See accompanying notes to the basic financial statements

City of Avon, Ohio
Statement of Fund Net Assets
Proprietary Funds
December 31, 2007

	Business-Type Activities		
	Water	Sewer	Total
Assets			
<i>Current Assets</i>			
Equity in Pooled Cash and Cash Equivalents	\$2,823,575	\$984,074	\$3,807,649
Materials and Supplies Inventory	351,990	34,775	386,765
Accounts Receivable	223,022	174,897	397,919
Prepaid Items	3,250	3,011	6,261
Special Assessments Receivable	231,952	0	231,952
<i>Total Current Assets</i>	<u>3,633,789</u>	<u>1,196,757</u>	<u>4,830,546</u>
<i>Noncurrent Assets</i>			
Deferred Charges	779,921	3,818	783,739
Non-Depreciable Capital Assets	0	7,580	7,580
Depreciable Capital Assets, Net	11,900,054	16,835,040	28,735,094
<i>Total Noncurrent Assets</i>	<u>12,679,975</u>	<u>16,846,438</u>	<u>29,526,413</u>
<i>Total Assets</i>	<u>16,313,764</u>	<u>18,043,195</u>	<u>34,356,959</u>
Liabilities			
<i>Current Liabilities</i>			
Accounts Payable	31,866	20,551	52,417
Contracts Payable	82,339	0	82,339
Accrued Wages and Benefits	13,121	12,968	26,089
Intergovernmental Payable	109,241	16,522	125,763
Compensated Absences Payable	4,926	4,926	9,852
Accrued Interest Payable	5,280	27,502	32,782
Notes Payable	0	800,000	800,000
OWDA Loans - Current	0	113,824	113,824
Bonds Payable - Current	29,400	29,400	58,800
<i>Total Current Liabilities</i>	<u>276,173</u>	<u>1,025,693</u>	<u>1,301,866</u>
<i>Long-Term Liabilities</i>			
Compensated Absences Payable	48,377	48,377	96,754
Intergovernmental Payable	683,979	0	683,979
Notes Payable	400,000	330,000	730,000
OWDA Loans	0	544,006	544,006
Bonds Payable	116,289	116,289	232,578
<i>Total Long-Term Liabilities</i>	<u>1,248,645</u>	<u>1,038,672</u>	<u>2,287,317</u>
<i>Total Liabilities</i>	<u>1,524,818</u>	<u>2,064,365</u>	<u>3,589,183</u>
Net Assets			
Invested in Capital Assets, Net of Related Debt	10,582,080	14,912,919	25,494,999
Unrestricted	4,206,866	1,065,911	5,272,777
<i>Total Net Assets</i>	<u>\$14,788,946</u>	<u>\$15,978,830</u>	<u>\$30,767,776</u>

See accompanying notes to the basic financial statements

City of Avon, Ohio
*Statement of Revenues, Expenses
and Changes in Fund Net Assets
Proprietary Funds
For the Year Ended December 31, 2007*

	Business-Type Activities		
	Water	Sewer	Total
Operating Revenues			
Charges for Services	\$2,350,121	\$1,267,601	\$3,617,722
Other	74,043	924	74,967
<i>Total Operating Revenues</i>	<u>2,424,164</u>	<u>1,268,525</u>	<u>3,692,689</u>
Operating Expenses			
Personal Services	406,689	393,509	800,198
Materials and Supplies	1,222,928	544,128	1,767,056
Contractual Services	603,119	460,068	1,063,187
Other Operating Expenses	38,193	2,241	40,434
Depreciation	416,986	511,641	928,627
<i>Total Operating Expenses</i>	<u>2,687,915</u>	<u>1,911,587</u>	<u>4,599,502</u>
<i>Operating Loss</i>	<u>(263,751)</u>	<u>(643,062)</u>	<u>(906,813)</u>
Non Operating Revenues (Expenses)			
Interest	124,646	136,558	261,204
Interest and Fiscal Charges	(69,537)	(96,484)	(166,021)
<i>Total Non Operating Revenues (Expenses)</i>	<u>55,109</u>	<u>40,074</u>	<u>95,183</u>
<i>Loss Before Contributions and Transfers</i>	(208,642)	(602,988)	(811,630)
Capital Contributions	121,800	242,036	363,836
Transfers In	230,000	0	230,000
<i>Change in Net Assets</i>	143,158	(360,952)	(217,794)
<i>Net Assets Beginning of Year</i>	<u>14,645,788</u>	<u>16,339,782</u>	<u>30,985,570</u>
<i>Net Assets End of Year</i>	<u>\$14,788,946</u>	<u>\$15,978,830</u>	<u>\$30,767,776</u>

See accompanying notes to the basic financial statements

City of Avon, Ohio
Statement of Cash Flows
Proprietary Funds
For the Year Ended December 31, 2007

	Business-Type Activities		
	Water	Sewer	Totals
Increase (Decrease) in Cash and Cash Equivalents			
Cash Flows from Operating Activities			
Cash Received from Customers	\$2,327,014	\$1,261,308	\$3,588,322
Cash Payments to Suppliers for Materials and Supplies	(1,162,579)	(584,992)	(1,747,571)
Cash Payments for Employee Services and Benefits	(399,795)	(381,424)	(781,219)
Cash Payments for Contractual Services	(602,379)	(459,930)	(1,062,309)
Other Operating Revenues	74,043	924	74,967
Other Operating Expenses	(40,952)	(2,241)	(43,193)
<i>Net Cash Provided by (Used for) Operating Activities</i>	<u>195,352</u>	<u>(166,355)</u>	<u>28,997</u>
Cash Flows from Noncapital Financing Activities			
Transfers In	<u>230,000</u>	<u>0</u>	<u>230,000</u>
Cash Flows from Capital and Related Financing Activities			
Acquisition of Capital Assets	(20,000)	(2,369,915)	(2,389,915)
Notes Issued	400,000	1,470,000	1,870,000
Special Assessments	50,818	0	50,818
Principal Paid on GO Bonds	(27,300)	(27,300)	(54,600)
Interest Paid on GO Bonds	(5,094)	(5,094)	(10,188)
Principal Paid on OWDA Loans	0	(109,368)	(109,368)
Interest Paid on OWDA Loans	0	(31,839)	(31,839)
Principal Paid on Notes	0	(1,490,000)	(1,490,000)
Interest Paid on Notes	0	(65,152)	(65,152)
Interest Paid to City of Avon Lake	(43,395)	0	(43,395)
Payments to City of Avon Lake	(65,156)	0	(65,156)
<i>Net Cash Provided by (Used for) Capital and Related Financing Activities</i>	<u>289,873</u>	<u>(2,628,668)</u>	<u>(2,338,795)</u>
Cash Flows from Investing Activities			
Interest on Investments	<u>124,646</u>	<u>136,558</u>	<u>261,204</u>
Net Increase (Decrease) in Cash and Cash Equivalents	839,871	(2,658,465)	(1,818,594)
<i>Cash and Cash Equivalents Beginning of Year</i>	<u>1,983,704</u>	<u>3,642,539</u>	<u>5,626,243</u>
<i>Cash and Cash Equivalents End of Year</i>	<u>\$2,823,575</u>	<u>\$984,074</u>	<u>\$3,807,649</u>

(continued)

City of Avon, Ohio
Statement of Cash Flows
Proprietary Funds (continued)
For the Year Ended December 31, 2007

	Business-Type Activities		
	Water	Sewer	Totals
Reconciliation of Operating Loss to Net Cash Provided by (Used for) Operating Activities			
Operating Loss	(\$263,751)	(\$643,062)	(\$906,813)
<i>Adjustments:</i>			
Depreciation	416,986	511,641	928,627
(Increase) Decrease in Assets:			
Accounts Receivable	(23,107)	(6,293)	(29,400)
Materials and Supplies Inventory	6,939	1,375	8,314
Prepaid Items	0	239	239
Increase (Decrease) in Liabilities:			
Accounts Payable	5,925	(27,584)	(21,659)
Contracts Payable	82,339	0	82,339
Accrued Wages	(987)	(1,044)	(2,031)
Compensated Absences Payable	6,957	6,957	13,914
Intergovernmental Payable	(35,949)	(8,584)	(44,533)
<i>Total Adjustments</i>	459,103	476,707	935,810
<i>Net Cash Provided by (Used for) Operating Activities</i>	<u>\$195,352</u>	<u>(\$166,355)</u>	<u>\$28,997</u>

Noncash Capital Financing Activities

During 2007, the water and sewer enterprise funds received water and sewer lines from developers valued at \$121,800 and \$242,036 respectively.

See accompanying notes to the basic financial statements

City of Avon, Ohio
Statement of Fiduciary Assets and Liabilities
Agency Funds
December 31, 2007

Assets	
Equity in Pooled Cash and Cash Equivalents	<u>\$4,181,558</u>
 Liabilities	
Deposits Held and Due to Others	\$4,120,153
Intergovernmental Payable	<u>61,405</u>
<i>Total Liabilities</i>	<u>\$4,181,558</u>

See accompanying notes to the basic financial statements

City of Avon, Ohio
Notes to Basic Financial Statements
For the Year Ended December 31, 2007

Note 1 - Description of City and Reporting Entity

The City of Avon (the City) is a municipal corporation duly organized and existing under the constitution and laws of the State of Ohio. The City may exercise all powers of local self-government and police powers to the extent not in conflict with applicable general laws. Avon was incorporated as a village in 1917 and made a city in May 1961. The City operates under its own charter and is governed by the mayor-council form of government.

The Mayor is the City's chief executive officer and is elected to a four year term. The Mayor supervises the administration of all departments and appoints department heads and public members of administrative boards, upon confirmation by Council. The chief conservator of the peace, he oversees the enforcement of all laws and ordinances and presides over the Mayor's Court. He also executes all contracts, conveyances, and evidences of indebtedness of the City.

Legislative authority is vested in a seven member council with four members elected from wards and three elected at large, for staggered two year terms. The member receiving the greatest number of votes becomes the president. Council enacts ordinances and resolutions related to tax levies, appropriates and borrows money, and accepts bids for materials and services and other municipal purposes.

Reporting Entity

A reporting entity is comprised of the primary government, component units and other organizations that are included to insure that the financial statements are not misleading.

The primary government of the City consists of all funds, agencies, departments and offices that are not legally separate from the City. The primary government includes the City departments and agencies that provide the following services: police protection, fire fighting and prevention, street maintenance and repairs, building inspection, parks and recreation, water and sewer.

Component units are legally separate organizations for which the City is financially accountable. The City is financially accountable for an organization if the City appoints a voting majority of the organization's governing board and (1) the City is able to significantly influence the programs or services performed or provided by the organization; or (2) the City is legally entitled to or can otherwise access the organization's resources; the City is legally obligated or has otherwise assumed the responsibility to finance the deficits of, or provide financial support to, the organization; or the City is obligated for the debt of the organization. Component units may also include organizations that are fiscally dependent on the City in that the City approves the budget, the issuance of debt or the levying of taxes. The City has no component units.

The City is associated with the Lorain County General Health District and the Northeast Ohio Public Energy Council (NOPEC), both jointly governed organizations, as presented in Note 16 and the Lorain County Healthcare Program, a shared risk pool presented in Note 17.

Note 2 - Summary of Significant Accounting Policies

The financial statements of the City of Avon have been prepared in conformity with generally accepted accounting principles (GAAP) as applied to governmental units. The Governmental Accounting Standards Board (GASB) is the accepted standard-setting body for establishing governmental accounting and financial reporting principles. The City also applies Financial Accounting Standards Board (FASB) Statements and Interpretations issued on or before November 30, 1989, to its governmental and business-type activities and to its enterprise funds unless those pronouncements conflict with or contradict GASB pronouncements. The City has elected not

City of Avon, Ohio
Notes to Basic Financial Statements
For the Year Ended December 31, 2007

to apply FASB statements and interpretations issued after November 30, 1989, to its business-type activities and enterprise funds. The more significant of the City's accounting policies are described below.

A. Basis of Presentation

The City's basic financial statements consist of government-wide statements, including a statement of net assets and a statement of activities, and fund financial statements which provide a more detailed level of financial information.

Government-wide Financial Statements The statement of net assets and the statement of activities display information about the City as a whole. These statements include the financial activities of the primary government, except for fiduciary funds. The statements distinguish between those activities of the City that are governmental and those that are considered business-type activities.

The statement of net assets presents the financial condition of the governmental and business-type activities of the City at year-end. The statement of activities presents a comparison between direct expenses and program revenues for each program or function of the City's governmental activities and for the business-type activities of the City. Direct expenses are those that are specifically associated with a service, program or department and therefore clearly identifiable to a particular function. Program revenues include charges paid by the recipient of the goods or services offered by the program, grants and contributions that are restricted to meeting the operational or capital requirements of a particular program and interest earned on grants that is required to be used to support a particular program. Revenues which are not classified as program revenues are presented as general revenues of the City, with certain limited exceptions. The comparison of direct expenses with program revenues identifies the extent to which each governmental function or business activity is self-financing or draws from the general revenues of the City.

Fund Financial Statements During the year, the City segregates transactions related to certain City functions or activities in separate funds in order to aid financial management and to demonstrate legal compliance. Fund financial statements are designed to present financial information of the City at this more detailed level. The focus of governmental and enterprise fund financial statements is on major funds. Each major fund is presented in a separate column. Nonmajor funds are aggregated and presented in a single column. Fiduciary funds are reported by type.

B. Fund Accounting

The City uses funds to maintain its financial records during the year. A fund is defined as a fiscal and accounting entity with a self balancing set of accounts. There are three categories of funds: governmental, proprietary and fiduciary.

Governmental Funds Governmental funds are those through which most governmental functions typically are financed. Governmental fund reporting focuses on the sources, uses and balances of current financial resources. Expendable assets are assigned to the various governmental funds according to the purposes for which they may or must be used. Current liabilities are assigned to the fund from which they will be paid. The difference between governmental fund assets and liabilities is reported as fund balance. The following are the City's major governmental funds:

General Fund This fund is the operating fund of the City and is used to account for all financial resources except those required to be accounted for in another fund. The general fund balance is available to the City of Avon for any purpose provided it is expended or transferred according to the general laws of Ohio.

City of Avon, Ohio
Notes to Basic Financial Statements
For the Year Ended December 31, 2007

Fire Department Special Revenue Fund This fund is used to account for income taxes collected to pay for the cost of operating the City's fire department.

Street Construction, Maintenance and Repair Special Revenue Fund This fund is used to account for property tax revenue and 92.5 percent of the State gasoline tax and motor vehicle registration fees designated for street construction, maintenance and repair of dedicated streets within the City.

Police Special Revenue Fund This fund is used to account for property taxes levied to pay for the cost of operating the City's police department.

Special Assessment Bond Retirement Debt Service Fund This fund is used to account for the accumulation of resources to pay principal and interest on special assessment debt.

Police Station Project Fund This fund accounts for note proceeds that will be used for the engineering and architectural design work for the construction of a new police station facility.

The other governmental funds of the City account for grants and other resources whose use is restricted to a particular purpose.

Proprietary Funds Proprietary fund reporting focuses on the determination of operating income, changes in net assets, financial position and cash flows. Proprietary funds are classified as either enterprise or internal service.

Enterprise Funds Enterprise funds may be used to account for any activity for which a fee is charged to external users for goods or services. The following are the City's major enterprise funds:

Water Fund This fund is used to account for revenues generated from charges for distribution of water to the residential and commercial users of the City and for the maintenance and construction of water lines.

Sewer Fund This fund is used to account for revenues generated from charges for sanitary sewer services provided to the residential and commercial users of the City and for the maintenance and construction of sewer lines.

Fiduciary Funds Fiduciary fund reporting focuses on net assets and changes in net assets. The fiduciary fund category is split into four classifications: pension trust funds, investment trust funds, private-purpose trust funds and agency funds. Trust funds are used to account for assets held by the City under a trust agreement for individuals, private organizations, or other governments and are therefore not available to support the City's own programs. The City has no trust funds. Agency funds are custodial in nature (assets equal liabilities) and do not involve measurement of results of operations. The City's agency funds account for contractor's deposits, taxes distributed to the Lorain Public Library, the collection and distribution of sewer charges for North Ridgeville, subdivision deposits, Avon Lake sanitary sewer trunk fees, monies due to other organizations/entities and Mayor's Court.

C. Measurement Focus

Government-wide Financial Statements The government-wide financial statements are presented using the economic resources measurement focus. All assets and all liabilities associated with the operation of the City are included on the Statement of Net Assets. The Statement of Activities presents increases (i.e., revenues) and decreases (i.e., expenses) in total net assets.

City of Avon, Ohio
Notes to Basic Financial Statements
For the Year Ended December 31, 2007

Fund Financial Statements All governmental funds are accounted for using a flow of current financial resources measurement focus. With this measurement focus, only current assets and current liabilities generally are included on the balance sheet. The statement of revenues, expenditures and changes in fund balances reports on the sources (i.e., revenues and other financing sources) and uses (i.e., expenditures and other financing uses) of current financial resources. This approach differs from the manner in which the governmental activities of the government-wide financial statements are prepared. Governmental fund financial statements therefore include reconciliations with brief explanations to better identify the relationship between the government-wide statements and the statements for governmental funds.

Like the government-wide statements, all proprietary funds are accounted for on a flow of economic resources measurement focus. All assets and all liabilities associated with the operation of these funds are included on the statement of fund net assets. The statement of revenues, expenses and changes in fund net assets present increases (i.e., revenues) and decreases (i.e., expenses) in total net assets. The statement of cash flows provides information about how the City finances and meets the cash flow needs of its proprietary activities.

D. Basis of Accounting

Basis of accounting determines when transactions are recorded in the financial records and reported on the financial statements. Government-wide financial statements are prepared using the accrual basis of accounting; proprietary and fiduciary funds also use the accrual basis of accounting. Governmental funds use the modified accrual basis of accounting. Differences in the accrual and modified accrual basis of accounting arise in the recognition of revenue, the recording of deferred revenue and in the presentation of expenses versus expenditures.

Revenues – Exchange and Nonexchange Transactions Revenue resulting from exchange transactions, in which each party gives and receives essentially equal value, is recorded on the accrual basis when the exchange takes place. On a modified accrual basis, revenue is recorded in the year in which the resources are measurable and become available. Available means that the resources will be collected within the current year or are expected to be collected soon enough thereafter to be used to pay liabilities of the current year. For the City, available means expected to be received within sixty days of year-end.

Nonexchange transactions, in which the City receives value without directly giving equal value in return, include income taxes, property taxes, grants, entitlements and donations. On an accrual basis, revenue from income taxes is recognized in the period in which the income is earned. Revenue from property taxes is recognized in the year for which the taxes are levied (See Note 7). Revenue from grants, entitlements and donations is recognized in the year in which all eligibility requirements have been satisfied. Eligibility requirements include timing requirements, which specify the year when the resources are required to be used or the year when use is first permitted, matching requirements, in which the City must provide local resources to be used for a specified purpose, and expenditure requirements, in which the resources are provided to the City on a reimbursement basis. On the modified accrual basis, revenue from nonexchange transactions must also be available before it can be recognized.

Under the modified accrual basis, the following revenue sources are considered to be both measurable and available at year-end: income tax, state-levied locally shared taxes (including gasoline tax and motor vehicle license fees), fines and forfeitures, interest, grants, fees and rentals.

Deferred Revenue Deferred revenue arises when assets are recognized before revenue recognition criteria have been satisfied.

City of Avon, Ohio
Notes to Basic Financial Statements
For the Year Ended December 31, 2007

Property taxes for which there is an enforceable legal claim as of December 31, 2007, but which were levied to finance year 2008 operations, have been recorded as deferred revenue. Grants and entitlements received before the eligibility requirements are met are also recorded as deferred revenue.

On governmental fund financial statements, receivables that will not be collected within the available period have also been reported as deferred revenue.

Expenses/Expenditures On the accrual basis of accounting, expenses are recognized at the time they are incurred.

The measurement focus of governmental fund accounting is on decreases in net financial resources (expenditures) rather than expenses. Expenditures are generally recognized in the accounting period in which the related fund liability is incurred, if measurable. Allocations of cost, such as depreciation and amortization, are not recognized in governmental funds.

E. Budgetary Process

All funds, except agency funds, are legally required to be budgeted and appropriated. The major documents prepared are the tax budget, the certificate of estimated resources, and the appropriations resolution, all of which are prepared on the budgetary basis of accounting. The tax budget demonstrates a need for existing or increased tax rates. The certificate of estimated resources establishes a limit on the amount Council may appropriate. The appropriations resolution is Council's authorization to spend resources and sets annual limits on expenditures plus encumbrances at the level of control selected by Council. The legal level of control has been established by Council at the fund, object level for all funds.

The certificate of estimated resources may be amended during the year if projected increases or decreases in revenue are identified by the Finance Director. The amounts reported as the original budgeted amounts on the budgetary statements reflect the amounts on the certificate of estimated resources when the original appropriations were adopted. The amounts reported as the final budgeted amounts on the budgetary statements reflect the amounts on the final amended certificate of estimated resources in effect when final appropriations were passed by Council.

The appropriation resolution is subject to amendment throughout the year with the restriction that appropriations cannot exceed estimated resources. The amounts reported as the original budgeted amounts reflect the first appropriation resolution for that fund that covered the entire year, including amounts automatically carried forward from prior years. The amounts reported as the final budgeted amounts represent the final appropriation amounts passed by Council during the year.

F. Cash and Cash Equivalents

To improve cash management, cash received by the City is pooled. Monies for all funds, including proprietary funds, are maintained in this pool. Individual fund integrity is maintained through the City's records. Interest in the pool is presented as "equity in pooled cash and cash equivalents."

Investments are reported at fair value which is based on quoted market prices, with the exception of nonparticipating repurchase agreements, which are reported at cost.

During 2007, investments were limited to repurchase agreements and State Treasury Asset Reserve of Ohio (STAROhio).

STAROhio is an investment pool managed by the State Treasurer's Office which allows governments within the State to pool their funds for investment purposes. STAROhio is not registered with the SEC as an investment

City of Avon, Ohio
Notes to Basic Financial Statements
For the Year Ended December 31, 2007

company, but does operate in a manner consistent with Rule 2a7 of the Investment Company Act of 1940. Investments in STAROhio are valued at STAROhio's share price, which is the price the investment could be sold for on December 31, 2007.

Investment procedures are restricted by the provisions of the Ohio Revised Code. Interest revenue credited to the general fund during 2007 amounted to \$806,221, which includes \$495,183 assigned from other City funds.

Investments of the cash management pool and investments with original maturities of three months or less at the time they are purchased by the City are presented on the financial statements as cash equivalents.

G. Inventory

Inventories are presented at cost on a first-in, first-out basis and are expended/expensed when used. Inventory consists of expendable supplies.

H. Prepaid Items

Payments made to vendors for services that will benefit periods beyond December 31, 2007 are recorded as prepaid items using the consumption method by recording a current asset for the prepaid amount and reflecting the expenditure/expense in the year in which services are consumed.

I. Capital Assets

General capital assets are capital assets which are associated with and generally arise from governmental activities. They generally result from expenditures in the governmental funds. General capital assets are reported in the governmental activities column of the government-wide statement of net assets but are not reported in the fund financial statements. Capital assets utilized by the proprietary funds are reported both in the business-type activities column of the government-wide statement of net assets and in the respective funds.

All capital assets are capitalized at cost (or estimated historical cost) and updated for additions and retirements during the year. The City was able to estimate the historical cost for the initial reporting of infrastructure by backtrending (i.e., estimating the current replacement cost of the infrastructure to be capitalized and using an appropriate price-level index to deflate the cost to the acquisition year or estimated acquisition year). Donated capital assets are recorded at their fair market values as of the date received. The City maintains a capitalization threshold of five thousand dollars. Improvements are capitalized; the costs of normal maintenance and repairs that do not add to the value of the asset or materially extend an asset's life are not. Interest incurred during the construction of proprietary fund capital assets is also capitalized.

All capital assets are depreciated except for land and construction in progress. Improvements are depreciated over the remaining useful lives of the related capital assets. Useful lives for infrastructure were estimated based on the City's historical records of necessary improvements and replacement. Depreciation is computed using the straight-line method over the following useful lives:

<u>Description</u>	<u>Estimated Lives</u>
Land Improvements	10 years
Building and Improvements	50 years
Machinery and Equipment	3 - 20 years
Infrastructure	10 - 50 years

City of Avon, Ohio
Notes to Basic Financial Statements
For the Year Ended December 31, 2007

The City's infrastructure consists of park improvements (roads, paths, bridges, culverts, water and sewer lines within the park system), streets, bridges and culverts, traffic signals, storm sewers and water lines and includes infrastructure acquired prior to December 31, 1980.

J. Interfund Balances

On fund financial statements, outstanding interfund loans and unpaid amounts for interfund services are reported as "interfund receivables/payables." Interfund loans which do not represent available expendable resources are offset by a fund balance reserve account. Interfund balance amounts are eliminated in the statement of net assets, except for any net residual amounts due between governmental and business-type activities, which are presented as internal balances.

K. Compensated Absences

Vacation benefits are accrued as a liability as the benefits are earned if the employees' rights to receive compensation are attributable to services already rendered and it is probable that the employer will compensate the employees for the benefits through paid time off or some other means. The City records a liability for all accumulated unused vacation time when earned for all employees with more than one year of service.

Sick leave benefits are accrued as a liability using the termination method. An accrual for earned sick leave is made to the extent that it is probable that benefits will result in termination payments. The liability is an estimate based on the City's past experience of making termination payments.

L. Accrued Liabilities and Long-Term Obligations

All payables, accrued liabilities and long-term obligations are reported in the government-wide financial statements, and all payables, accrued liabilities and long-term obligations payable from proprietary funds are reported on the proprietary fund financial statements.

In general, governmental fund payables and accrued liabilities that, once incurred, are paid in a timely manner and in full from current financial resources, are reported as obligations of the funds. However, claims and judgments and compensated absences that will be paid from governmental funds are reported as a liability in the fund financial statements only to the extent that they are due for payment during the current year. Bonds and long-term loans are recognized as a liability on the governmental fund financial statements when due.

M. Fund Balance Reserves

The City reserves those portions of fund balance which are legally segregated for a specific future use or which do not represent expendable resources and therefore are not available for appropriation or expenditure. As a result, encumbrances are recorded as a reservation of fund balance.

N. Net Assets

Net assets represent the difference between assets and liabilities. Net assets invested in capital assets, net of related debt consists of capital assets, net of accumulated depreciation, reduced by the outstanding balances of any borrowing used for the acquisition, construction or improvement of those assets. Net assets are reported as restricted when there are limitations imposed on their use either through the enabling legislation adopted by the City or through external restrictions imposed by creditors, grantors or laws or regulations of other governments.

The government-wide statement of net assets reports \$8,992,850 of restricted net assets, none of which is restricted by enabling legislation.

City of Avon, Ohio
Notes to Basic Financial Statements
For the Year Ended December 31, 2007

Net assets restricted for other purposes include resources restricted for recycling, highway maintenance, law enforcement, parks, recreation, community activities, contributions to police pension funds and various police programs.

The City applies restricted resources when an expense is incurred for purposes for which both restricted and unrestricted net assets are available.

O. Contributions of Capital

Contributions of capital in the governmental activities and proprietary fund financial statements arise from outside contributions of capital assets, tap-in fees to the extent they exceed the cost of the connection to the system, or from grants or outside contributions of resources restricted to capital acquisition and construction.

P. Internal Activity

Transfers between governmental and business-type activities on the government-wide statements are reported in the same manner as general revenues. Internal allocations of overhead expenses from one function to another or within the same function are eliminated on the Statement of Activities. Interfund payments for services provided and used are not eliminated.

Exchange transactions between funds are reported as revenues in the seller funds and as expenditures/expenses in the purchaser funds. Flows of cash or goods from one fund to another without a requirement for repayment are reported as interfund transfers. Interfund transfers are reported as other financing sources/uses in governmental funds and after nonoperating revenues/expenses in proprietary funds. Repayments from funds responsible for particular expenditures/expenses to the funds that initially paid for them are not presented on the financial statements.

Q. Operating Revenues and Expenses

Operating revenues are those revenues that are generated directly from the primary activity of the proprietary funds. For the City, these revenues are charges for services and other operating revenue for the water and sewer fund. Operating expenses are necessary costs incurred to provide the good or service that are the primary activity of the fund. All revenues and expenses not meeting this definition are reported as nonoperating.

R. Bond Premiums/Issuance Costs

Bond premiums and issuance costs for governmental and business-type activities are deferred and amortized over the term of the bonds using the straight-line method since the results are not significantly different from the effective interest method. Bond premiums are presented as an addition of the face amount of bonds payable whereas issuance costs are recorded as deferred charges on the statement of net assets. On the governmental fund statements, bond premiums are receipted and issuance costs are expended in the year the bonds are issued.

S. Extraordinary and Special Items

Extraordinary items are transactions or events that are both unusual in nature and infrequent in occurrence. Special items are transactions or events that are within the control of the City Administration and that are either unusual in nature or infrequent in occurrence.

T. Estimates

The preparation of the financial statements in conformity with generally accepted accounting principles requires management to make estimates and assumptions that affect the amounts reported in the financial statements and accompanying notes. Actual results may differ from those estimates.

City of Avon, Ohio
Notes to Basic Financial Statements
For the Year Ended December 31, 2007

Note 3 – Change in Accounting Principles and Restatement of Fund Balance/Net Assets

A. Change in Accounting Principles

For 2007, the City has implemented Governmental Accounting Standards Board (GASB) Statement No. 45, “Accounting and Financial Reporting by Employers for Postemployment Benefits Other Than Pensions”, GASB Statement No. 48, “Sales and Pledges of Receivables and Future Revenues and Intra-Entity Transfers of Assets and Future Revenues”, and GASB Statement No. 50, “Pension Disclosures”.

GASB Statement No. 45 improves the relevance and usefulness of financial reporting by requiring systematic, accrual-basis measurement and recognition of OPEB costs over a period that approximates employees’ years of service and providing information about actuarial accrued liabilities associated with OPEB and whether and to what extent progress is being made in funding the plan. The implementation of this statement did not result in any change to the City’s financial statements. An OPEB liability at transition was determined in accordance with this Statement for both the OPERS and the OP&F post-employment healthcare plans in the amount of \$21,748 and \$72,982, respectively, which are the same as the previously reported liabilities.

GASB Statement No. 48 addresses how to account for the exchange of an interest in expected cash flows from collecting specific receivables or specific future revenues for immediate cash payments. The statement established criteria used to determine whether the transaction should be recorded as revenue or as a liability (a sale or a collateralized borrowing). The implementation of this statement did not result in any changes the City’s financial statements.

GASB Statement No. 50 requires employers contributing to defined benefit pension plans to include the legal or contractual maximum contribution rates in the notes to the financial statements. The implementation of this statement did not result in any changes to the City’s financial statements.

B. Restatement of Prior Year Fund Balance/Net Assets

During 2007, it was determined that special assessment receivable and deferred revenue were overstated at December 31, 2006. This restatement decreased Governmental Activities net assets at December 31, 2006 by \$143,497 from \$61,066,109 to \$60,922,612.

Note 4 – Fund Deficits and Legal Compliance

A. Fund Deficits

Fund balances at December 31, 2007 included the following individual fund balance deficits:

	<u>Deficits</u>
Major Fund:	
Special Revenue Fund:	
Police	\$68,531
Nonmajor Funds:	
Special Revenue Fund:	
Police Pension	130,081
Capital Projects Fund:	
Route 83 Extension	35,000

Fund deficits in the police, police pension, and Route 83 funds are due to adjustments for accrued liabilities. The general fund is liable for any deficit in these funds and provides operating transfers when cash is required, rather than when accruals occur.

City of Avon, Ohio
Notes to Basic Financial Statements
For the Year Ended December 31, 2007

B. Legal Compliance

Contrary to ORC section 5709.39, the senior citizen center capital projects fund had original appropriations in excess of estimated resources plus beginning balances in the amount of \$1,917.

Contrary to ORC section 5705.41B, the police station capital projects fund had final appropriations in excess of estimated resources plus beginning balances in the amount of \$1,905,441.

Although these budgetary violations were corrected by year-end, management has indicated that appropriations will be closely monitored to ensure no future violations.

Note 5 - Budgetary Basis of Accounting

While the City is reporting financial position, results of operations, and changes in fund balances on the basis of generally accepted accounting principles (GAAP), the budgetary basis as provided by law is based upon accounting for transactions on a basis of cash receipts, disbursements, and encumbrances. The Statement of Revenues, Expenditures and Changes in Fund Balances - Budget (Non-GAAP Basis) and Actual presented for the general and the major special revenue funds are presented on the budgetary basis to provide a meaningful comparison of actual results with the budget. The major differences between the budget basis and the GAAP basis are as follows:

1. Revenues are recorded when received in cash (budget basis) as opposed to when susceptible to accrual (GAAP basis).
2. Expenditures are recorded when paid in cash (budget basis) as opposed to when the liability is incurred (GAAP basis).
3. Encumbrances are treated as expenditures (budget basis) rather than as a reservation of fund balance (GAAP basis).
4. Unreported cash represents amounts received but not included as revenue on the budget basis operating statements. These amounts are included as revenue on the GAAP basis operating statement.

The following tables summarize the adjustments necessary to reconcile the GAAP basis statements to the budgetary basis statements for the general fund and for the three major special revenue funds.

	Net Change in Fund Balance			
	General	Fire Department	Street Construction, Maintenance and Repair	Police
GAAP Basis	\$38,714	\$709,876	\$87,479	(\$49,950)
Net Adjustment for Revenue Accruals	118,651	(35,438)	(13,406)	0
Unrecorded Cash	71,963	0	1,834	0
Net Adjustment for Expenditure Accruals	14,907	36,064	(8,867)	7,061
Advances Out	(35,000)	0	0	0
Encumbrances	(200,804)	(11,883)	(215,029)	(95,326)
Budget Basis	<u>\$8,431</u>	<u>\$698,619</u>	<u>(\$147,989)</u>	<u>(\$138,215)</u>

City of Avon, Ohio
Notes to Basic Financial Statements
For the Year Ended December 31, 2007

Note 6 - Deposits and Investments

State statutes classify monies held by the City into three categories.

Active deposits are public deposits necessary to meet current demands on the City treasury. Active monies must be maintained either as cash in the City treasury, in commercial accounts payable or withdrawable on demand, including negotiable order of withdrawal (NOW) accounts, or in money market deposit accounts.

Inactive deposits are public deposits that Council has identified as not required for use within the current five year period of designation of depositories. Inactive deposits must either be evidenced by certificates of deposit maturing not later than the end of the current period of designation of depositories, or by savings or deposit accounts including, but not limited to, passbook accounts.

Interim deposits are deposits of interim monies. Interim monies are those monies which are not needed for immediate use but which will be needed before the end of the current period of designation of depositories. Interim deposits must be evidenced by time certificates of deposit maturing not more than one year from the date of deposit or by savings or deposit accounts including passbook accounts.

Interim monies held by the City can be deposited or invested in the following securities:

1. United States Treasury Notes, Bills, Bonds or any other obligation or security issued by the United States Treasury or any other obligation guaranteed as to principal and interest by the United States;
2. Bonds, notes, debentures, or any other obligations or securities issued by any federal government agency or instrumentality, including but not limited to, the Federal National Mortgage Association, Federal Home Loan Bank, Federal Farm Credit Bank, Federal Home Loan Mortgage Corporation, Government National Mortgage Association, and Student Loan Marketing Association. All federal agency securities shall be direct issuances of federal government agencies or instrumentalities;
3. Written repurchase agreements in the securities listed above provided that the market value of the securities subject to the repurchase agreement must exceed the principal value of the agreement by at least two percent and be marked to market daily, and that the term of the agreement must not exceed thirty days;
4. Bonds and other obligations of the State of Ohio;
5. No-load money market mutual funds consisting exclusively of obligations described in division (1) or (2) of this section and repurchase agreements secured by such obligations, provided that investments in securities described in this division are made only through eligible institutions;
6. The State Treasurer's investment pool (STAROhio); and
7. Certain bankers' acceptances and commercial paper notes for a period not to exceed one hundred eighty days in an amount not to exceed 25 percent of the interim monies available for investment at any one time.

City of Avon, Ohio
Notes to Basic Financial Statements
For the Year Ended December 31, 2007

The City may also invest any monies not required to be used for a period of six months or more in the following:

1. Bonds of the State of Ohio;
2. Bonds of any municipal corporation, village, county, township, or other political subdivision of this State, as to which there is no default of principal, interest or coupons; and,
3. Obligations of the City.

Investments in stripped principal or interest obligations, reverse repurchase agreements and derivatives are prohibited. The issuance of taxable notes for the purpose of arbitrage, the use of leverage and short selling are also prohibited. Investments may only be made through specified dealers and institutions.

Deposits

Custodial Credit Risk Custodial credit risk for deposits is the risk that in the event of bank failure, the City will not be able to recover deposits or collateral securities that are in possession of an outside party. At year-end, the carrying amount of the City's deposits was \$5,343,500 and the bank balance was \$5,567,405. Of the bank balance \$200,000 was covered by Federal depository insurance and \$5,367,405 was exposed to custodial credit risk because it was uninsured and uncollateralized. Although the securities were held by the pledging institution's trust department and all statutory requirements for the deposit of money had been followed, noncompliance with Federal requirements could potentially subject the City to a successful claim by the FDIC.

The City has no deposit policy for custodial risk beyond the requirements of the State statute. Ohio law requires that deposits be either insured or be protected by eligible securities pledged to and deposited either with the City or a qualified trustee by the financial institution as security for repayment, or by a collateral pool of eligible securities deposited with a qualified trustee and pledged to secure the repayment of all public monies deposited in the financial institution whose market value at all times shall be at least one hundred five percent of the deposits being secured.

Investments

All investments are in an internal investment pool. As of December 31, 2007, the City had \$10,540,000 in Federal Home Loan Bank Bonds, which serve as the underlying security for the repurchase agreement which mature daily, and a STAROhio investment with fair value of \$7,225,463 and an average maturity of 41 days.

Interest Rate Risk As a means of limiting its exposure to fair value losses caused by rising interest rates, the City's investment policy requires that operating funds be invested primarily in short-term investments maturing within one year from the date of purchase and that the City's investment portfolio be structured so that the securities mature to meet cash requirements for ongoing operations and/or long-term debt payments. The stated intent of the policy is to avoid the need to sell securities prior to maturity.

Credit Risk STAROhio carries a rating of AAAM by Standard's and Poor's. Ohio law requires that STAROhio maintain the highest rating provided by at least one nationally recognized standard rating service. The Federal Home Loan Bank Bonds, which serve as the underlying security for the repurchase agreements, carry a rating of AAA by Standard and Poor's. The City has no investment policy that would further limit its investment choices.

Custodial Credit Risk. For an investment, custodial credit risk is the risk that, in the event of the failure of the counterparty, the City will not be able to recover the value of its investments or collateral securities that are in the possession of an outside party. The Federal Home Loan Bank Bonds are exposed to custodial credit risk in that they are uninsured, unregistered, and held by the counterparty's trust department or agent. The City has no

City of Avon, Ohio
Notes to Basic Financial Statements
For the Year Ended December 31, 2007

investment policy dealing with investment custodial risk beyond the requirement in State statute that prohibits payment for investments prior to the delivery of the securities representing such investments to the treasurer or qualified trustee.

Concentration of Credit Risk The City places no limit on the amount it may invest in any one issuer. The following is the City's allocation as of December 31, 2007:

Investment	Percentage of Investments
Repurchase Agreement:	
Federal Home Loan Bank Bonds	59.33%
STAROhio	40.67%

Note 7 - Receivables

Receivables at December 31, 2007, consisted primarily of municipal income taxes, property taxes, special assessments, intergovernmental receivables arising from entitlements and shared revenues and accounts (billings for user charged services and court fines).

No allowance for doubtful accounts has been recorded because uncollectible amounts are expected to be insignificant. All receivables except for special assessments and delinquent property taxes are expected to be collected within one year. Property taxes, although ultimately collectible, include some portion of delinquencies that will not be collected within one year.

Special assessments expected to be collected in more than one year amount to \$2,652,984 in the special assessment bond retirement fund. The amount of delinquent special assessments outstanding at year-end is \$36,639.

A. Property Taxes

Property taxes include amounts levied against all real, public utility and tangible personal property located in the City. Property tax revenue received during 2007 for real and public utility property taxes represents collections of 2006 taxes. Property tax payments received during 2007 for tangible personal property (other than public utility property) are for 2007 taxes.

2007 real property taxes are levied after October 1, 2007 on the assessed value as of January 1, 2007, the lien date. Assessed values are established by State law at 35 percent of appraised market value. 2007 real property taxes are collected in and intended to finance 2008.

Real property taxes are payable annually or semi-annually. If paid annually, payment is due December 31; if paid semi-annually, the first payment is due December 31, with the remainder payable by June 20. Under certain circumstances, State statute permits later payment dates to be established.

Public utility tangible personal property currently is assessed at varying percentages of true value; public utility real property is assessed at 35 percent of true value. 2007 public utility property taxes which become a lien December 31, 2006, are levied after October 1, 2007, and are collected in 2008 with real property taxes.

2007 tangible personal property taxes are levied after October 1, 2006, on the value as of December 31, 2006. Collections are made in 2007. Tangible personal property assessments are being phased out – the assessment percentage for all property including inventory for 2007 is 12.5 percent. This will be reduced to 6.25 percent for

City of Avon, Ohio
Notes to Basic Financial Statements
For the Year Ended December 31, 2007

2008, and zero for 2009. Payments by multi-county taxpayers are due September 20. Single county taxpayers may pay annually or semi-annually. If paid annually, payment is due April 30; if paid semi-annually, the first payment is due April 30, with the remainder payable September 20.

The full tax rate for all City operations for the year ended December 31, 2007 was \$9.41 per \$1,000 of assessed value. The assessed values of real and tangible personal property upon which 2007 property tax receipts were based are as follows:

Real Property	\$702,202,660
Public Utility Property	10,155,460
Tangible Personal Property	34,724,120
Total Valuation	\$747,082,240

The Lorain County Treasurer collects property taxes on behalf of all taxing districts in the County, including the City of Avon. The County Auditor periodically remits to the City its portion of the taxes collected. Property taxes receivable represents real and tangible personal property taxes, public utility taxes and outstanding delinquencies which are measurable as of December 31, 2007 and for which there is an enforceable legal claim. In the governmental funds, the entire receivable has been offset by deferred revenue since the current taxes were not levied to finance 2007 operations and the collection of delinquent taxes during the available period is not subject to reasonable estimation. On a full accrual basis, collectible delinquent property taxes have been recorded as a receivable and revenue while on a modified accrual basis the revenue is deferred.

B. Income Tax

The City levies a municipal income tax of one and one half percent on all salaries, wages, commissions and other compensation, and net profits earned within the City as well as on incomes of residents earned outside of the City. In the latter case the City allows a credit of one and one quarter percent of the taxable income earned in or attributable to the municipality of employment or business activity. One percent is levied for general purposes and one half percent is restricted for fire station operation.

Employers within the City are required to withhold income tax on employee compensation and remit the tax to the City either monthly or quarterly. Corporations and other individual taxpayers are required to pay their estimated tax quarterly and file a declaration annually. Income tax proceeds are received by the general fund and fire department special revenue fund.

In November, 2007 the City residents approved a one quarter of one percent increase to the City income tax rate levied for the construction of a recreational complex. The tax will be collected starting in January, 2008.

The Regional Income Tax Agency administers and collects income taxes for the City. Payments are remitted monthly net of collection fees of three percent.

C. Intergovernmental Receivables

A summary of the governmental activities principal items of intergovernmental receivables follow:

	Amount
Grants	\$21,384
Homestead and Rollback	172,265
Inheritance Tax	81,373
Local Grants	647,212
Electric Deregulation	40,282
Total	\$962,516

City of Avon, Ohio
Notes to Basic Financial Statements
For the Year Ended December 31, 2007

Note 8 – Contingencies

A. Grants

The City received financial assistance from federal and state agencies in the form of grants. The disbursements of funds received under these programs generally require compliance with terms and conditions specified in the grant agreements and are subject to audit by the grantor agencies. Any disallowed claims resulting from such audits could become a liability of the general fund or other applicable funds. However, in the opinion of management, any such disallowed claims will not have a material adverse effect on the overall financial position of the City.

B. Litigation

The City is a party to legal proceedings seeking damages. The City management, including the Law Director, is of the opinion that ultimate disposition of these claims and legal proceedings will not have a material effect, if any, on the financial condition of the City and that the City has adequate liability insurance coverage to protect itself against any material loss.

Note 9 – Capital Assets

Capital asset activity for the year ended December 31, 2007, was as follows:

	Balance 12/31/06	Additions	Deletions	Balance 12/31/07
Business-Type Activities				
Capital Assets, Not Being Depreciated:				
Land	\$7,580	\$0	\$0	\$7,580
Construction in Progress	178,120	2,711,117	(2,889,237)	0
<i>Total Capital Assets Not Being Depreciated</i>	<u>185,700</u>	<u>2,711,117</u>	<u>(2,889,237)</u>	<u>7,580</u>
Capital Assets, Being Depreciated:				
Land Improvements	93,196	0	0	93,196
Buildings and Improvements	1,693,594	0	0	1,693,594
Machinery and Equipment	473,278	559,000	0	1,032,278
Infrastructure:				
Water Lines	16,371,236	121,800	0	16,493,036
Sewer Lines	17,810,558	2,251,071	0	20,061,629
<i>Total Capital Assets, Being Depreciated</i>	<u>36,441,862</u>	<u>2,931,871</u>	<u>0</u>	<u>39,373,733</u>
Less Accumulated Depreciation:				
Land Improvements	(93,196)	0	0	(93,196)
Buildings and Improvements	(525,014)	(33,872)	0	(558,886)
Machinery and Equipment	(103,454)	(22,061)	0	(125,515)
Infrastructure:				
Water Lines	(5,468,657)	(362,843)	0	(5,831,500)
Sewer Lines	(3,519,691)	(509,851)	0	(4,029,542)
<i>Total Accumulated Depreciation</i>	<u>(9,710,012)</u>	<u>(928,627)</u>	<u>0</u>	<u>(10,638,639)</u>
Total Capital Assets, Being Depreciated, Net	<u>26,731,850</u>	<u>2,003,244</u>	<u>0</u>	<u>28,735,094</u>
Business-Type Activities Capital Assets, Net	<u>\$26,917,550</u>	<u>\$4,714,361</u>	<u>(\$2,889,237)</u>	<u>\$28,742,674</u>

City of Avon, Ohio
Notes to Basic Financial Statements
For the Year Ended December 31, 2007

	Balance 12/31/06	Additions	Deletions	Balance 12/31/07
Governmental Activities				
Capital Assets, Not Being Depreciated:				
Land	\$2,328,092	\$445,476	\$0	\$2,773,568
Construction in Progress	2,658,283	4,274,966	(1,528,656)	5,404,593
<i>Total Capital Assets, Not Being Depreciated</i>	<u>4,986,375</u>	<u>4,720,442</u>	<u>(1,528,656)</u>	<u>8,178,161</u>
Capital Assets, Being Depreciated:				
Land Improvements	681,893	809,000	0	1,490,893
Buildings and Improvements	8,361,232	187,000	0	8,548,232
Machinery and Equipment	4,675,301	431,129	(131,807)	4,974,623
Infrastructure:				
Park Improvements	1,158,693	0	0	1,158,693
Streets	43,373,919	1,798,363	(116,000)	45,056,282
Bridges and Culverts	649,900	0	0	649,900
Traffic Signals	1,169,191	164,146	0	1,333,337
Storm Sewer	16,170,426	465,570	0	16,635,996
<i>Total Capital Assets, Being Depreciated</i>	<u>76,240,555</u>	<u>3,855,208</u>	<u>(247,807)</u>	<u>79,847,956</u>
Less Accumulated Depreciation:				
Land Improvements	(196,590)	(59,755)	0	(256,345)
Buildings and Improvements	(859,561)	(166,992)	0	(1,026,553)
Machinery and Equipment	(2,525,340)	(371,069)	112,932	(2,783,477)
Infrastructure:				
Park Improvements	(151,112)	(38,623)	0	(189,735)
Streets	(18,188,474)	(1,948,875)	80,533	(20,056,816)
Bridges and Culverts	(231,797)	(18,569)	0	(250,366)
Traffic Signals	(377,586)	(69,005)	0	(446,591)
Storm Sewer	(2,541,231)	(408,448)	0	(2,949,679)
<i>Total Accumulated Depreciation</i>	<u>(25,071,691)</u>	<u>(3,081,336) *</u>	<u>193,465</u>	<u>(27,959,562)</u>
Total Capital Assets, Being Depreciated, Net	<u>51,168,864</u>	<u>773,872</u>	<u>(54,342)</u>	<u>51,888,394</u>
Governmental Activities Capital Assets, Net	<u>\$56,155,239</u>	<u>\$5,494,314</u>	<u>(\$1,582,998)</u>	<u>\$60,066,555</u>

During 2007, the City received street improvements from developers valued at \$665,272 and storm sewer and water improvements from developers valued at \$521,542 in governmental funds, the water and sewer enterprise funds received water and sewer lines from developers valued at \$121,800 and \$242,036 respectively.

* Depreciation expense was charged to governmental functions as follows:

General Government	\$82,790
Security of Persons and Property	281,538
Transportation	2,164,158
Community Environment	6,102
Leisure Time Activities	138,300
Basic Utility Services	408,448
Total Depreciation Expense	<u>\$3,081,336</u>

City of Avon, Ohio
Notes to Basic Financial Statements
For the Year Ended December 31, 2007

Note 10 – Note Debt

A summary of note transactions for the year ended December 31, 2007 follows:

GOVERNMENTAL FUNDS	Balance 12/31/06	Additions	Deletions	Balance 12/31/07
Land Purchase CEI/First Energy Fund				
2006, 3.95% Real Estate Acquisition	410,000	0	410,000	0
BUSINESS-TYPE FUNDS				
Sewer Fund				
2006, 3.95% North Branch Interceptor Sewer	800,000	0	800,000	0
2006, 3.85% Municipal Waterworks System	350,000	0	350,000	0
2007, 4.10% Municipal Waterworks System	0	340,000	340,000	0
2007, 4.05% Jaycox Road Sewerline	0	800,000	0	800,000
Total Business-Type Funds	<u>1,150,000</u>	<u>1,140,000</u>	<u>1,490,000</u>	<u>800,000</u>
Total All Funds	<u>\$1,560,000</u>	<u>\$1,140,000</u>	<u>\$1,900,000</u>	<u>\$800,000</u>

All the notes are backed by the full faith and credit of the City of Avon and mature within one year. The maturity date for all outstanding notes is September 29, 2008. The note liability is reflected in the funds which received the proceeds. All note proceeds have been fully expended.

Note 11 – Long-Term Obligations

The original issue date, interest rate, original issue amount and date of maturity of each of the City's bonds, notes and loans follows:

Debt Issue	Interest Rate	Original Issue Amount	Date of Maturity
<i>General Obligation Bonds:</i>			
Moore Road/Formanek - 1989	7.13 %	\$23,904	December 1, 2008
Detroit Road Park Refunding - 2006	3.45-4.25	163,000	December 1, 2016
Library Improvement Refunding - 2006	3.45-4.25	600,000	December 1, 2014
Northgate Sewer Improvement Refunding - 2006	3.45-4.25	271,000	December 1, 2016
New City Hall - 1997	3.90-5.50	895,800	December 1, 2017
New City Hall Refunding - 2006	3.45-4.25	626,000	December 1, 2017
Schneider Court Improvements Serial	3.45-4.25	1,015,000	December 1, 2026
Just Imagine Drive - 1997	3.90-5.35	655,000	December 1, 2017
North Branch Sewer Avins Ditch - 1998	4.60-5.20	88,467	December 1, 2018
Moore Road Improvement - 1999	4.40-5.40	110,870	December 1, 2019
Veteran's Park - 2003	1.50-4.70	1,590,000	December 1, 2023
Service Garage Term - 2004	2.00-5.00	2,500,000	December 1, 2024
Water/Sewer Refunding Bonds - 2004	2.00-3.25	114,000	December 1, 2012

City of Avon, Ohio
Notes to Basic Financial Statements
For the Year Ended December 31, 2007

Debt Issue	Interest Rate	Original Issue Amount	Date of Maturity
<i>Special Assessment Bonds:</i>			
Moore Road/Formanek - 1989	7.13 %	\$391,096	December 1, 2008
Route 83 Sewer Improvements - 1995	4.20-6.50	520,000	December 1, 2015
Chester Road Sanitary Sewer - 1997	3.90-5.50	974,600	December 1, 2017
Moore/Chester Road Waterline - 1997	3.90-5.50	94,200	December 1, 2017
Chester Road Waterline East - 1997	3.90-5.50	152,200	December 1, 2017
Avon Road Waterline - 1997	3.90-5.50	324,200	December 1, 2017
Eaton Subdivisions - 1997	3.90-4.85	39,000	December 1, 2007
North Branch Sewer Avins Ditch - 1998	4.60-5.20	281,533	December 1, 2018
Moore Road Improvement - 1999	4.40-5.40	869,130	December 1, 2019
Mills, Jaycox, Sandy Lane - 2000	4.50-5.75	585,000	December 1, 2020
Various Purpose - 2001	3.95-5.25	590,000	December 1, 2021
<i>Ohio Public Works Commission Loans:</i>			
Route 83 Channel Enclosure - 2003	0.00	45,000	December 1, 2013
Center Road Extension - 2007	0.00	92,152	December 1, 2017
Jaycox Road/Center Improvements	0.00	150,000	December 1, 2027
<i>Long-term Notes</i>			
State Route 83 Extension - 2007	4.10	1,100,000	March 3, 2008
Real Estate Acquisition - 2007	4.05	410,000	March 3, 2008
French Creek Bridge - 2007	4.10	900,000	March 3, 2008
Police Station Note - 2007	3.95	4,500,000	May 29, 2008
<i>Ohio Water Development Loans:</i>			
Sanitary Sewer Addition - 1989	7.65	687,406	January 1, 2013
Sanitary Sewer Construction - 1989	2.00	1,536,998	January 1, 2013
<i>Enterprise General Obligation Bonds:</i>			
Water Construction Refunding Bonds - 2004	2.00-3.25	239,400	December 1, 2012
Sewer Construction Refunding Bonds - 2004	2.00-3.25	239,400	December 1, 2012
<i>Enterprise Long-Term Notes:</i>			
North Branch Interceptor Sanitary Sewer - 2007	4.05	330,000	March 3, 2008
Jaycox Road Waterline Improvement - 2007	4.15	400,000	March 3, 2008

City of Avon, Ohio
Notes to Basic Financial Statements
For the Year Ended December 31, 2007

Changes in bonds and other long-term obligations of the City during 2007 were as follows:

	Principal Outstanding 12/31/06	Additions	Deletions	Principal Outstanding 12/31/07	Due Within One Year
Governmental Activities					
<i>General Obligation Bonds:</i>					
Moore Road/Formanek	\$2,306	\$0	\$1,152	\$1,154	\$1,154
Detroit Road Park Refunding	159,000	0	12,000	147,000	12,000
Unamortized Premium	166	0	10	156	0
Unamortized Loss on Refunding	(7,496)	0	(448)	(7,048)	0
Library Improvement Refunding	530,000	0	65,000	465,000	60,000
Unamortized Premium	24,778	0	3,114	21,664	0
Unamortized Loss on Refunding	(25,322)	0	(1,848)	(23,474)	0
Northgate Sewer Improvement Refunding	264,000	0	23,000	241,000	23,000
Unamortized Premium	257	0	14	243	0
Unamortized Loss on Refunding	(12,046)	0	(700)	(11,346)	0
New City Hall	42,427	0	42,427	0	0
New City Hall Refunding	612,000	0	5,000	607,000	50,000
Unamortized Loss on Refunding	(33,531)	0	(1,953)	(31,578)	0
Schneider Court Improvements Serial	1,015,000	0	25,000	990,000	35,000
Unamortized Premium	490	0	25	465	0
Just Imagine Drive	435,000	0	30,000	405,000	30,000
North Branch Sewer Avins Ditch	197,834	0	11,414	186,420	11,414
Moore Road Improvement	83,717	0	4,524	79,193	5,090
Veteran's Park	1,425,000	0	60,000	1,365,000	65,000
Service Garage Term	2,330,000	0	95,000	2,235,000	100,000
Unamortized Premium	9,353	0	519	8,834	0
Water/Sewer Refunding Bonds	69,600	0	10,400	59,200	11,200
Unamortized Premium	348	0	58	290	0
Unamortized Loss on Refunding	(26,173)	0	(4,363)	(21,810)	0
<i>Total General Obligation Bonds</i>	<u>\$7,096,708</u>	<u>\$0</u>	<u>\$379,345</u>	<u>\$6,717,363</u>	<u>\$403,858</u>

City of Avon, Ohio
Notes to Basic Financial Statements
For the Year Ended December 31, 2007

	Principal Outstanding 12/31/06	Additions	Deletions	Principal Outstanding 12/31/07	Due Within One Year
Governmental Activities (cont.)					
<i>Special Assessment Bonds:</i>					
Moore Road/Formanek	\$37,694	\$0	\$18,848	\$18,846	\$18,848
Route 83 Sewer Improvements	310,000	0	25,000	285,000	30,000
Chester Road Sanitary Sewer	660,859	0	44,000	616,859	47,912
Moore/Chester Road Waterline	63,877	0	4,253	59,624	4,631
Chester Road Waterline East	103,204	0	6,871	96,333	7,482
Avon Road Waterline	219,835	0	14,637	205,198	15,938
Eaton Subdivisions	4,797	0	4,797	0	0
North Branch Sewer Avins Ditch	62,165	0	3,587	58,578	3,587
Moore Road Improvement	656,282	0	35,476	620,806	39,911
Mills, Jaycox, Sandy Lane	465,000	0	25,000	440,000	25,000
Various Purpose	490,000	0	25,000	465,000	25,000
<i>Total Special Assessment Bonds</i>	<u>3,073,713</u>	<u>0</u>	<u>207,469</u>	<u>2,866,244</u>	<u>218,309</u>
<i>Ohio Public Works Commission Loans:</i>					
Route 83 Channel Enclosure	13,500	0	9,000	4,500	4,500
Center Road Extension	0	92,152	4,608	87,544	9,215
Jaycox Road/Center Improvements	0	150,000	0	150,000	7,500
<i>Total Ohio Public Works Commission Loans</i>	<u>13,500</u>	<u>242,152</u>	<u>13,608</u>	<u>242,044</u>	<u>21,215</u>
<i>Long-Term Notes Payable:</i>					
Municipal Purposes	200,000	0	200,000	0	0
State Route 83 Extension	1,500,000	0	1,500,000	0	0
State Route 83 Extension - 2007	0	1,100,000	0	1,100,000	0
Real Estate Acquisition	0	410,000	0	410,000	0
French Creek Bridge	0	900,000	0	900,000	0
Police Station Note	0	4,500,000	0	4,500,000	0
<i>Total Long-Term Notes Payable</i>	<u>1,700,000</u>	<u>6,910,000</u>	<u>1,700,000</u>	<u>6,910,000</u>	<u>0</u>
Compensated Absences	1,194,395	979,460	690,165	1,483,690	87,370
<i>Total Governmental Activities</i>	<u>\$13,078,316</u>	<u>\$8,131,612</u>	<u>\$2,990,587</u>	<u>\$18,219,341</u>	<u>\$730,752</u>

City of Avon, Ohio
Notes to Basic Financial Statements
For the Year Ended December 31, 2007

	Principal Outstanding 12/31/06	Additions	Deletions	Principal Outstanding 12/31/07	Due Within One Year
Business-Type Activities					
<i>Ohio Water Development Loans:</i>					
Sanitary Sewer Addition	\$475,259	\$0	\$69,220	\$406,039	\$70,605
Sanitary Sewer Construction	291,939	0	40,148	251,791	43,219
<i>Total Ohio Water Development Loans</i>	<u>767,198</u>	<u>0</u>	<u>109,368</u>	<u>657,830</u>	<u>113,824</u>
<i>General Obligation Bonds:</i>					
Water Construction Refunding Bonds	182,700	0	27,300	155,400	29,400
Unamortized Premium	697	0	117	580	0
Unamortized Gain on Refunding	(12,349)	0	(2,058)	(10,291)	0
Sewer Construction Refunding Bonds	182,700	0	27,300	155,400	29,400
Unamortized Premium	697	0	117	580	0
Unamortized Gain on Refunding	(12,349)	0	(2,058)	(10,291)	0
<i>Total General Obligation Revenue Bonds</i>	<u>342,096</u>	<u>0</u>	<u>50,718</u>	<u>291,378</u>	<u>58,800</u>
<i>Enterprise Long-Term Notes:</i>					
North Branch Interceptor Sanitary Sewer	0	330,000	0	330,000	0
Jaycox Road Waterline Improvement	0	400,000	0	400,000	0
<i>Total Enterprise Long-Term Notes</i>	<u>0</u>	<u>730,000</u>	<u>0</u>	<u>730,000</u>	<u>0</u>
Intergovernmental Payable	863,621	0	87,518	776,103	92,124
Compensated Absences	92,692	49,452	35,538	106,606	9,852
<i>Total Business-Type Activities</i>	<u>\$2,065,607</u>	<u>\$779,452</u>	<u>\$283,142</u>	<u>\$2,561,917</u>	<u>\$274,600</u>

General obligation bonds, except as listed below, will be paid from the general obligation bond retirement debt service fund. The Veteran's Park general obligation bonds will be paid from the park development special revenue fund. The Library Improvement general obligation bond will be paid from the library bond retirement debt service fund. The Ohio Public Works Commission Loans will be paid from the special assessment bond retirement fund and the general obligation debt service fund. General Obligation Bonds and OWDA loans reported in the enterprise funds will be paid from charges for services revenue in the enterprise funds.

Special assessment bonds and the Route 83 Channel Enclosure Project Ohio Public Works Commission loan will be paid from the proceeds of special assessments levied against benefited property owners. The general obligation bond retirement fund also contributes a small portion towards the Mills, Jaycox, Sandy Lane special assessment bond payment. In the event that a property owner would fail to pay the assessment, payment would be made by the City.

Special assessment debt and Ohio Public Works Commission loans used to construct business-type capital assets and paid out of governmental activities have been reflected in the "net assets restricted for debt service" section of the statement of net assets.

The City has pledged future revenues to repay the OWDA Loans. The loans are payable solely from revenues generated by the ownership and operation of the sewer utility system and are payable through 2013. Revenues include all revenues received by the sewer utility less all operating expenses other than depreciation expense. Annual principal and interest payments of the loans are expected to require less than 10 percent of total revenues.

City of Avon, Ohio
Notes to Basic Financial Statements
For the Year Ended December 31, 2007

The total principal and interest remaining to be paid on the loans is \$745,394. Principal and interest paid for the current year were \$141,207 and total revenues were \$1,405,083.

Bond anticipation notes that were rolled over prior to the issuance of the financial statements and that have a new maturity beyond the end of the year in which the report is issued have been reported as long-term obligations in the government wide statements. The notes are backed by the full faith of the City of Avon and mature on March 3, 2008 and May 29, 2008. All of the long-term notes will be paid by transfers from the general fund.

Compensated absences will be paid from the general fund, the street construction, maintenance and repair special revenue fund, the police special revenue fund, and the water and sewer enterprise funds.

On April 12, 2006, the City issued \$1,660,000 in general obligation refunding bonds and \$1,015,000 in Schneider Court Improvement serial bonds at interest rates varying from 3.4 percent to 4.0 percent. Proceeds were used to refund \$1,565,000 of the outstanding 1996 bonds and 1997 New City Hall Bonds. As a result, \$1,565,000 of these bonds were considered defeased and the liability for the refunded bonds had been removed from the basic financial statements. The amount still outstanding at December 31, 2007 is \$855,000.

The serial bonds for the general obligation refunding bonds were issued for a 20 year period with a final maturity at December 1, 2024. The bonds are being retired from the general obligation bond retirement fund.

On September 15, 2004, the City issued \$570,000 in general obligation refunding bonds and \$2,500,000 in service garage construction term bonds at interest rates varying from 2.0 percent to 5.0 percent. Proceeds were used to refund \$600,000 of the outstanding 1992 water and sewer construction bonds. As a result, \$600,000 of these bonds were considered defeased and the liability for the refunded bonds has been removed from the basic financial statements. The amount still outstanding at December 31, 2007 is \$375,000.

The term bonds for the service garage were issued for an 11 year period with a final maturity at December 1, 2012. The bonds are being retired from the general obligation bond retirement fund.

Optional Redemption The service garage term bonds maturing on and after December 1, 2015 are subject to prior redemption, by and at the sole option of the City, either in whole on any date or in part (in any order of maturity) on any interest payment date on or after December 1, 2014, in integral multiples of \$5,000, at the redemption price of 100 percent of the principal amount redeemed plus, in each case, accrued interest to the redemption date.

Selection of Bonds to be Redeemed If fewer than all of the outstanding bonds are called for redemption at one time, they may be called in any order of their maturities, and, if fewer than all of the bonds of a single maturity are to be redeemed, the selection of such bonds to be redeemed, or portions thereof in the amounts of \$5,000 or any integral multiple thereof, will be made by the bond registrar by lot in such manner as the bond registrar may determine.

Mandatory Sinking Fund Redemption The term bonds maturing on December 1, 2019 are subject to mandatory redemption, pursuant to mandatory sinking fund requirements, at a redemption price of 100 percent of the principal amount redeemed plus interest accrued to the redemption date, on December 1 in each of the years and in the principal amounts set forth below:

City of Avon, Ohio
Notes to Basic Financial Statements
For the Year Ended December 31, 2007

<u>Year</u>	<u>Principal Amount to be Redeemed</u>
2015	\$120,000
2016	125,000
2017	130,000
2018	140,000

If retired only by such mandatory redemption prior to their stated maturity, there would remain \$145,000 in principal amount of the bonds maturing on December 1, 2019 to be paid at maturity.

The bonds maturing on December 1, 2024 are subject to mandatory redemption, pursuant to mandatory sinking fund requirements, at a redemption price of 100 percent of the principal amount redeemed plus interest accrued to the redemption date, on December 1 in each of the years and in the principal amounts set forth below:

<u>Year</u>	<u>Principal Amount to be Redeemed</u>
2020	\$150,000
2021	155,000
2022	165,000
2023	170,000

If retired only by such mandatory redemption prior to their stated maturity, there would remain \$180,000 in principal amount of the bonds maturing on December 1, 2024 to be paid at maturity.

The City's overall legal debt margin was \$64,679,173 and an unvoted debt margin of \$27,325,061 at December 31, 2007. Principal and interest requirements to retire long-term obligations outstanding at December 31, 2007 are as follows:

<u>Years</u>	<u>General Obligation Bonds</u>		<u>Special Assessment Bonds</u>		<u>OPWC Loans</u>	<u>Total Governmental Activities</u>	
	<u>Principal</u>	<u>Interest</u>	<u>Principal</u>	<u>Interest</u>	<u>Principal</u>	<u>Principal</u>	<u>Interest</u>
2008	\$403,858	\$277,433	\$218,309	\$158,142	\$21,215	\$643,382	\$435,575
2009	421,508	264,744	203,821	145,915	16,716	642,045	410,659
2010	447,873	251,031	214,584	135,183	16,715	679,172	386,214
2011	447,873	235,745	227,750	123,452	16,715	692,338	359,197
2012	464,239	218,958	243,515	110,856	16,716	724,470	329,814
2013-2017	2,276,366	821,133	1,322,526	338,657	78,967	3,677,859	1,159,790
2018-2022	1,579,250	427,010	435,739	48,984	37,500	2,052,489	475,994
2023-2027	740,000	87,618	0	0	37,500	777,500	87,618
Total	\$6,780,967	\$2,583,672	\$2,866,244	\$1,061,189	\$242,044	\$9,889,255	\$3,644,861

City of Avon, Ohio
Notes to Basic Financial Statements
For the Year Ended December 31, 2007

Years	OWDA Loans		Revenue Bonds		Avon Lake		Total Business-Type Activities	
	Principal	Interest	Principal	Interest	Principal	Interest	Principal	Interest
2008	\$113,824	\$27,383	\$58,800	\$9,042	\$92,124	\$46,428	\$264,748	\$82,853
2009	118,543	22,665	58,800	7,631	98,268	40,992	275,611	71,288
2010	123,541	17,665	63,000	6,043	103,632	35,100	290,173	58,808
2011	128,842	12,365	63,000	4,153	109,788	28,884	301,630	45,402
2012	134,470	6,736	67,200	2,184	116,688	22,296	318,358	31,216
2013-2017	38,610	750	0	0	255,603	23,172	294,213	23,922
Total	<u>\$657,830</u>	<u>\$87,564</u>	<u>\$310,800</u>	<u>\$29,053</u>	<u>\$776,103</u>	<u>\$196,872</u>	<u>\$1,744,733</u>	<u>\$313,489</u>

Avon Lake Contractual Agreement

During 1994, the City of Avon entered into a contractual agreement with the City of Avon Lake for the construction and future maintenance of a water trunk line that runs through Avon and that Avon residents will be able to tap into. The project was financed mainly by general obligation bonds which were issued in 1994 by the City of Avon Lake. All proceeds were received by the City of Avon Lake and the City of Avon Lake is responsible for the debt retirement and maintenance. The line will be a capital asset of the City of Avon Lake. Cost overruns have increased Avon's share of the costs. The total amount owed to the City of Avon Lake as of December 31, 2007 is \$776,103. This amount has been recorded on Avon's books as a long-term liability in the water enterprise fund. The annual interest rate of this obligation ranges from 4.3 percent to 6.5 percent.

A corresponding amount has been recorded as deferred charges in the water enterprise fund. This amount will be amortized over the life of the waterline. In 2007, a payment was made to the City of Avon Lake in the amount of \$87,518; \$22,362 from the special assessment debt service fund and \$65,156 from the enterprise water fund. The current year capital contribution related to this debt is \$22,362.

Of the amount owed to Avon Lake, \$233,202 will be repaid from special assessments levied against property owners. The remainder of the amount owed to the City of Avon Lake will be repaid with water fund revenues.

Note 12 – Compensated Absences

The criteria for determining the vacation and sick leave liabilities are derived from negotiated agreements and City ordinances. Full-time employees earn 10 to 25 vacation days per year, depending upon length of service. All employees other than police and fire department employees may carry over 80 hours into the following year. Police employees may carry over 40 hours and fire department employees may carry over 120 hours or five tours. In addition, police employees may carry over a maximum of 90 hours of compensatory time and 40 hours of holiday time, fire department employees may carry over a maximum of 108 hours of compensatory time and unused time is paid in December. Accumulated, unused vacation, compensatory time, and holidays are paid upon termination of employment.

All full-time employees of the City, excluding full-time fire employees, earn sick leave at the rate of 10 hours per month. Full-time fire employees earn 13 hours of sick leave per month. Sick leave accumulation is unlimited. Upon retirement, payment is made for one-half of total sick leave accumulation for all employees except for the employees who are covered under the AFSCME bargaining agreement, Teamsters bargaining agreement, and appointed administrators. Sick leave payment upon retirement for those employees is limited to one-half of their total accumulated sick time, up to a 960 hour pay-out.

City of Avon, Ohio
Notes to Basic Financial Statements
For the Year Ended December 31, 2007

For all employees, accumulated sick leave in excess of 90 days may be converted to vacation leave at the rate of one sick leave day for one vacation day to a maximum of five days for a calendar year.

Note 13 - Risk Management

A. Property and Liability

The City is exposed to various risks of loss related to torts; theft of, damage to, and destruction of assets; errors and omissions; injuries to employees; and natural disasters. During 2007, the City negotiated with Custis Insurance Company for commercial insurance coverage relating to general liability, police professional, public officials, employment practices liability, property, fire, auto and employee bonds and public official bonds.

The cost of the current coverage was \$114,752 for 2007. This coverage includes a \$1,000,000/\$2,000,000 general liability insurance policy, a \$1,000,000 police professional liability policy with a \$5,000 deductible, a \$1,000,000 public officials policy with a \$7,500 deductible, a \$1,000,000 employment practice liability policy with a \$7,500 deductible, a \$18,039,741 blanket building and contents policy, an inland marine coverage of \$2,460,810, a crime coverage blanket bond of \$100,000, an automobile insurance policy of \$1,000,000 and a \$9,000,000 excess umbrella policy.

Settled claims resulting from these risks have not exceeded commercial insurance coverage in any of the past three years and there was no significant change in insurance coverage from the prior year.

B. Workers' Compensation

The City pays the Ohio Bureau of Workers' Compensation a premium based on a rate per \$100 of salaries. This rate is calculated based on accident history and administrative costs.

C. Employee Insurance Benefits

The City participates in the Lorain County Healthcare Program, a shared risk pool (Note 17) to provide insurance benefits for the employees of the City. The Program uses the SuperMed Classic Healthcare Plan with Medical Mutual of Ohio to provide insurance coverage which includes health (hospitalization and surgical), prescription drug, dental and vision benefits.

The City pays monthly contributions to the Program, which is used to cover claims and administrative costs and to purchase excess loss insurance for the plan. The Program has entered into an agreement for individual and aggregate excess loss coverage with a commercial insurance carrier. The individual excess loss coverage has been structured to indemnify the program for medical claims paid for an individual in excess of \$10,000 per year, with no individual lifetime maximum. The aggregate excess loss coverage has been structured to indemnify the program for aggregate claims paid in excess of 115 percent of projected claims. In the event that the losses of the Program in any year exceeds amounts paid to the Program, together with all stop-loss, reinsurance and other coverage then in effect, then the payment of all uncovered losses shall revert to and be the sole obligation of the political subdivision against which the claim was made.

City of Avon, Ohio
Notes to Basic Financial Statements
For the Year Ended December 31, 2007

Note 14 – Defined Benefit Pension Plans

A. Ohio Public Employees Retirement System (OPERS)

Plan Description - The City participates in the Ohio Public Employees Retirement System (OPERS). OPERS administers three separate pension plans. The traditional plan is a cost-sharing, multiple-employer defined benefit pension plan. The member-directed plan is a defined contribution plan in which the member invests both member and employer contributions (employer contributions vest over five years at 20 percent per year). Under the member directed plan, members accumulate retirement assets equal to the value of the member and vested employer contributions plus any investment earnings. The combined plan is a cost-sharing, multiple-employer defined benefit pension plan that has elements of both a defined benefit and a defined contribution plan. Under the combined plan, employer contributions are invested by the retirement system to provide a formula retirement benefit similar to the traditional plan benefit. Member contributions, whose investment is self-directed by the member, accumulate retirement assets in a manner similar to the member directed plan. While members in the State and local divisions may participate in all three plans, law enforcement (generally sheriffs, deputy sheriffs and township police) and public safety divisions exist only within the traditional pension plan.

OPERS provides retirement, disability, survivor and death benefits and annual cost of living adjustments to members of the traditional and combined plans. Members of the member directed plan do not qualify for ancillary benefits. Authority to establish and amend benefits is provided by Chapter 145 of the Ohio Revised Code. OPERS issues a stand-alone financial report that may be obtained by writing to OPERS, 277 East Town Street, Columbus, Ohio 43215-4642 or by calling (614) 222-5601 or (800) 222-7377.

Funding Policy – The Ohio Revised Code provides statutory authority for member and employer contributions. For the year ended December 31, 2007, members in state and local classifications contributed 9.5% of covered payroll, public safety members contributed 9.75%, and law enforcement members contributed 10.1%.

The City's contribution rate was 13.85 percent, except for those plan members in law enforcement or public safety, for whom the City's contribution was 17.17 percent of covered payroll. For the period January 1 through June 30, a portion of the City's contribution equal to 5 percent of covered payroll was allocated to fund the post-employment health care plan; for the period July 1 through December 31, 2007 this amount was increased to 6 percent. Employer contribution rates are actuarially determined. State statute sets a maximum contribution rate for the City of 14 percent, except for public safety and law enforcement, where the maximum employer contribution rate is 18.1 percent.

The City's required contributions for pension obligations to the traditional and combined plans for the years ended December 31, 2007, 2006, and 2005 were \$272,883, \$431,268 and \$274,438, respectively; 84 percent has been contributed for 2007 and 100 percent for 2006 and 2005. Contributions to the member-directed plan for 2007 were \$1,973 made by the City and \$1,353 made by the plan members.

B. Ohio Police and Fire Pension Fund

Plan Description - The City contributes to the Ohio Police and Fire Pension Fund (OP&F), a cost-sharing multiple-employer defined benefit pension plan. OP&F provides retirement and disability pension benefits, annual cost-of-living adjustments, and death benefits to plan members and beneficiaries. Benefit provisions are established by the Ohio State Legislature and are codified in Chapter 742 of the Ohio Revised Code. OP&F issues a publicly available financial report that includes financial information and required supplementary information for the plan. That report may be obtained by writing to the Ohio Police and Fire Pension Fund, 140 East Town Street, Columbus, Ohio 43215-5164.

City of Avon, Ohio
Notes to Basic Financial Statements
For the Year Ended December 31, 2007

Funding Policy - Plan members are required to contribute 10 percent of their annual covered salary to fund pension obligations. The City's contribution was 19.5 percent for police officers and 24 percent for firefighters. Contributions rates are established by State statute. For 2007, a portion of the City's contribution equal to 6.75 percent of covered payroll was allocated to fund the post-employment health care plan. The City's pension contributions to the OP&F for police and firefighters were \$233,921 and \$243,025 for the year ended December 31, 2007, \$223,735 and \$229,046 for the year ended December 31, 2006, and \$181,207 and \$192,647 for the year ended December 31, 2005. The full amount has been contributed for 2006 and 2005. 66.5 percent has been contributed for police and 64.7 percent has been contributed for firefighters for 2007.

Note 15 - Postemployment Benefits

A. Ohio Public Employees Retirement System

Plan Description – OPERS maintains a cost sharing-multiple employer defined benefit post-employment health care plan for qualifying members of both the traditional and combined pension plans. Members of the member directed plan do not qualify for ancillary benefits, including post-employment health care. The plan includes a medical plan, a prescription drug program and Medicare Part B premium reimbursement.

To qualify for post-employment health care coverage, age and service retirees under the traditional and combined plans must have ten or more years of qualifying Ohio service credit. Health care coverage for disability benefit recipients and qualified survivor benefit recipients is available. The Ohio Revised Code permits, but does not require, OPERS to provide health care benefits to its eligible members and beneficiaries. Authority to establish and amend benefits is provided in Chapter 145 of the Ohio Revised Code.

Disclosures for the health care plan are presented separately in the OPERS financial report which may be obtained by writing to OPERS, 277 East Town Street, Columbus, Ohio 43215-4642 or by calling (614) 222-5601 or 800-222-7377.

Funding Policy – The post-employment health care plan was established under, and is administered in accordance with, Internal Revenue Code 401 (h). State statute requires that public employers fund post-employment health care through contributions to OPERS. A portion of each employer's contribution to the traditional or combined plans is set aside for the funding of post-employment health care.

Employer contribution rates are expressed as a percentage of the covered payroll of active employees. In 2007, local government employers contributed 13.85 percent of covered payroll (17.17 percent for public safety and law enforcement). Each year, the OPERS retirement board determines the portion of the employer contribution rate that will be set aside for funding post-employment health care benefits. The amount of the employer contributions which was allocated to fund post-employment health care was 5.00 percent of covered payroll from January 1 through June 30, 2007, and 6.00 percent from July 1 to December 31, 2007.

The retirement board is also authorized to establish rules for the payment of a portion of the health care benefits by the retiree or the retiree's surviving beneficiaries. Payment amounts vary depending on the number of covered dependents and the coverage selected. Active members do not make contributions to the post-employment health care plan.

The City's contribution allocated to fund post-employment health care benefits for the years ended December 31, 2007, 2006, 2005 were \$179,744, \$210,946, and \$114,948 respectively; 84.4 percent has been contributed for 2007 and 100 percent for 2006 and 2005.

City of Avon, Ohio
Notes to Basic Financial Statements
For the Year Ended December 31, 2007

On September 9, 2004, the OPERS Retirement Board adopted a Health Care Preservation Plan with an effective date of January 1, 2007. Member and employer contribution rates increased as of January 1, 2006, January 1, 2007, and January 1, 2008, which will allow additional funds to be allocated to the health care plan.

B. Police and Firemen's Disability and Pension Fund

Plan Description - The City contributes to the Ohio Police and Fire Pension Fund (OP&F) sponsored healthcare program, a cost-sharing multiple-employer defined post-employment healthcare plan administered by OP&F. OP&F provides healthcare benefits including coverage for medical, prescription drugs, dental, vision, Medicare Part B Premium reimbursement and long term care to retirees, qualifying benefit recipients and their eligible dependents.

OP&F provides access to post-retirement healthcare coverage for any person who receives or is eligible to receive a monthly service, disability, or survivor benefit or is a spouse or eligible dependent child of such person.

The Ohio Revised Code allows, but does not mandate, OP&F to provide OPEB benefits. Authority for the OP&F Board of Trustees to provide healthcare coverage to eligible participants and to establish and amend benefits is codified in Chapter 742 of the Ohio Revised Code.

OP&F issues a publicly available financial report that includes financial information and required supplementary information for the Plan. That report may be obtained by writing to OP&F, 140 East Town Street, Columbus, Ohio 43215-5164.

Funding Policy – OP&F's post-employment healthcare plan was established and is administered as an Internal Revenue Code 401 (h) account within the defined benefit pension plan, under the authority granted by the Ohio Revised Code to the OP&F Board of Trustees. The Ohio Revised Code sets the contribution rates for participating employers and for plan members to the OP&F. Participating employers are required to contribute to the pension plan at rates expressed as percentages of the payroll of active pension plan members, currently, 19.50 percent and 24.00 percent of covered payroll for police and fire employers, respectively.

The Board of Trustees is authorized to allocate a portion of the total employer contributions made to the pension plan to the 401 (h) account as the employer contribution for retiree healthcare benefits. For the year ended December 31, 2007, the employer contribution allocated to the healthcare plan was 6.75% of covered payroll. The amount of employer contributions allocated to the healthcare plan each year is subject to the trustees' primary responsibility to ensure that pension benefits are adequately funded and also is limited by the provisions of Section 401 (h).

The OP&F Board of Trustees is also authorized to establish requirements for contributions to the healthcare plan by retirees and their eligible dependents, or their surviving beneficiaries. Payment amounts vary depending on the number of covered dependents and the coverage selected. Active members do not make contributions to the OP&F Plan.

The City's contributions of OP&F which were allocated to fund post-employment health care benefits for police and firefighters were \$154,289 and \$115,904 for the year ended December 31, 2007, \$147,570 and \$109,237 for the year ended December 31, 2006, \$119,519 and \$91,878 for the year ended December 31, 2005. The full amount has been contributed for 2006 and 2005. 66.5 percent has been contributed for police and 64.7 percent has been contributed for firefighters for 2007.

City of Avon, Ohio
Notes to Basic Financial Statements
For the Year Ended December 31, 2007

Note 16 - Jointly Governed Organizations

A. Lorain County General Health District

The City participates in the Lorain County General Health District, a jointly governed organization, which provides health services to the citizens within the Health District. The Health District is governed by the Board of Health which represents the area served by the Health District and oversees the operation of the Health District. The Board of Health members are appointed to staggered five year terms. One member is appointed by the City of North Ridgeville, one member is jointly appointed by the cities of Avon and Sheffield Lake and one member is appointed jointly by the cities of Amherst and Oberlin. The remaining five members are appointed by the various mayors of villages, chairmen of the township trustees and the County Commissioners. The City contributed \$88,858 during 2007 for the operation of the Health District. Financial information can be obtained by contacting the Lorain County General Health District, 9880 S. Murray Ridge Road, Elyria, Ohio, 44035.

B. Northeast Ohio Public Energy Council

The City is a member of The Northeast Ohio Public Energy Council (NOPEC). NOPEC is a regional council of governments formed under Chapter 167 of the Ohio Revised Code. NOPEC was formed to serve as a vehicle for communities wishing to proceed jointly with an aggregation program for the purchase of electricity. NOPEC is currently comprised of over 126 communities who have been authorized by ballot to purchase electricity on behalf of their citizens. The intent of NOPEC is to provide electricity at the lowest possible rates while at the same time insuring stability in prices by entering into long-term contracts with suppliers to provide electricity to the citizens of its member communities.

NOPEC is governed by a General Assembly made up of one representative from each member community. The representatives from each county then elect one person to serve on the eight-member NOPEC Board of Directors. The Board oversees and manages the operation of the aggregation program. The degree of control exercised by any participating government is limited to its representation in the General Assembly and on the Board. The City of Avon did not contribute to NOPEC during 2007. Financial information can be obtained by contacting Joseph Migliorini, Board Chairman, 175 South Main Street, Akron, Ohio 44308 or at the website www.nopecinfo.org.

Note 17 - Shared Risk Pool

The City participates in the Lorain County Healthcare Program, a shared risk pool (Note 13) under the direction of the Lorain County Commissioners, which provides the insurance coverage for all full-time employees who wish to participate in the plan. The Commissioners entered into an agreement with Medical Mutual for stop-loss coverage. The pool consists of twelve political subdivisions that pool risk for health (hospitalization and surgical), prescription drug, dental and vision coverage. Financial information can be obtained by contacting the Lorain County Commissioners, 226 Middle Avenue, Elyria, Ohio 44035.

City of Avon, Ohio
Notes to Basic Financial Statements
For the Year Ended December 31, 2007

Note 18 - Interfund Transfers and Balances

A. Interfund Transfers

Transfers are primarily from the general fund to various funds within the City. Income tax revenues are collected in the general fund and then transferred to the police fund to cover daily operating expenses and to cover the cost of street improvement projects within the capital improvements fund. The general fund transferred funds to help finance the various programs accounted for in other special revenue funds and to provide start-up funds for new capital projects funds established by council.

The storm water detention fund transferred money to the drainage fund as required by council resolution for storm water drainage costs.

Transfers are also made to cover the various debt obligations of the City from the general fund, street construction, maintenance and repair special revenue fund, and sewer enterprise fund to the debt service funds.

During the year, various projects were completed and the balance remaining in the respective funds was transferred to the general fund.

Transfers made during the year ended December 31, 2007 were as follows:

	Transfer From				Totals
	<i>Governmental Activities</i>				
Transfer To	General	Street Construction, Maintenance and Repair	Police Station Project	Nonmajor	
<i>Governmental Activities</i>					
General	\$0	\$0	\$283,160	\$3,515	\$286,675
Street Construction, Maintenance and Repair	\$37,738	0	0	0	37,738
Police	2,600,000	0	0	0	2,600,000
Water	230,000	0	0	0	230,000
Nonmajor Funds	3,769,504	187,726	0	31,000	3,988,230
Total	\$6,637,242	\$187,726	\$283,160	\$34,515	\$7,142,643

B. Interfund Balances

During the year ended December 31, 2007, the General fund advanced \$35,000 to the Route 83 Extension fund to cover expenditures until grant monies are received.

During 2007, the City issued manuscript bonds in the amount of \$2,044,674. The sewer replacement and depreciation enterprise fund purchased the bonds as an investment. The north branch sanitary sewer enterprise fund received the debt proceeds which will be used to pay for improvements to the Jaycox Road sewerline. For GAAP reporting purposes these two funds are combined and reported as part of the sewer enterprise fund. The manuscript bonds will be repaid from the collection of future tap-in fees over the next twenty years. At the present time, there is no repayment schedule.

City of Avon, Ohio
Notes to Basic Financial Statements
For the Year Ended December 31, 2007

The City has pledged tap-in-fees to repay \$2,044,674 in Jaycox Road Sewer Line Improvement the manuscript bonds. The bonds are payable solely from and to the extent tap-in-fees are received by the City in connection with the improvement for which the bonds were issued and are payable through 2026. Currently the City is unable to determine the amount of revenue to be collected from tap-in fees because a large portion of the land is undeveloped and it is not known who will purchase the land and when it will be connected to the sewer. Accordingly, because of such unknowns, an accurate debt repayment schedule has not been established.

Note 19 - Contractual Commitments

The City had the following contractual commitments outstanding at December 31, 2007:

<u>Project</u>	<u>Contract Amount</u>
Road Program	\$1,993,418
254 Road Widening Project	210,829
Police Station Project	3,117,359
Rec Center Construction	82,987
	<u>\$5,404,593</u>

Note 20 - Subsequent Events

On March 1, 2008 the City refunded \$2,044,674 of manuscript bonds and issued \$1,987,552 in manuscript bonds with a maturity date of December 1, 2027 and at an interest rate of 4.5 percent.

On March 3, 2008, the City issued \$7,240,000 in general obligation bonds with a maturity date of December 1, 2027 and a variable interest rate of 3.0 to 5.25 percent and retired \$7,240,000 in general obligation notes. The notes retired were the \$4,500,000 police station, the \$1,100,000 State Route 83 extension note, the \$410,000 real estate acquisition note, the \$900,000 french creek bridge and the \$330,000 north branch interceptor sanitary sewer note.

On March 3, 2008, the City retired the \$400,000 Jaycox Road Waterline Improvement notes and issued \$400,000 in new notes with a maturity date of September 1, 2008 and an interest rate of 2.10 percent.

On March 3, 2008, the City retired the \$800,000 Jaycox Road Sewerline note.

**Combining Statements
and Individual Fund Schedules**

Combining Statements - Nonmajor Governmental Funds

Nonmajor Special Revenue Funds

To account for the proceeds of specific revenue sources (other than amounts relating to major capital projects) that are legally restricted to expenditures for specified purposes.

Recycling Fund - This fund accounts for grant proceeds and miscellaneous revenues used to pay costs related to the development of the City recycling program.

ADA Parking Violations Fund - This fund accounts for fines collected for unauthorized parking in handicapped spaces, to be used for the maintenance of City parks.

State Highway Fund - This fund accounts for 7.5 percent of the State gasoline tax and motor vehicle registration fees designated for maintenance and repair of State highways within the City.

Permissive Tax Fund - This fund accounts for resources received from City and County permissive license fees. The proceeds are used for street lighting and traffic signals.

Enforcement and Education Fund - This fund accounts for fines which are used to pay for educating the public on the dangers of driving while under the influence of alcohol and the laws governing the operation of a motor vehicle while under the influence of alcohol.

Law Enforcement Fund - This fund accounts for confiscated cash and/or proceeds from the sale of property confiscated during drug related arrests. The proceeds are used for law enforcement.

Police K9 Program Fund - This fund accounts for donations received from businesses and residents to be used for the purchase of a K-9 dog and training.

Police Pension Fund - This fund accounts for property taxes and transfers from the police fund to provide the employer's share of police pension benefits.

Mayor's Court Computer Fund - This fund accounts for fines collected to be used to update court computer systems.

Avon Seniors Fund - This fund accounts for the operations of the Senior Center and the various activities it provides the seniors within the City.

Recreation Fund - This fund accounts for fees received from individuals participating in the recreation programs provided by the City.

Park Operating Fund - This fund accounts for costs associated with the operations and upkeep of the City parks.

Park Development Fund - This fund accounts for fees assessed to anyone building within the City limits, proceeds from the sale of property or donations used to provide for the maintenance of City parks.

Community Center Fund - This fund accounts for fees or donations received for the maintenance of the "Avon-Lion's Community Center."

Living Tree Memorial Fund - This fund accounts for donations received for the establishment of a living tree memorial and the costs associated with purchasing and planting the trees.

(continued)

Combining Statements - Nonmajor Governmental Funds (continued)

Nonmajor Special Revenue Funds (continued)

Drainage Fund - This fund accounts for drainage fees assessed to anyone building within the City limits. The proceeds are used to provide storm sewer maintenance and to correct problems connected with flooding.

Cemetery Fund - This fund accounts for burial fees used to maintain the cemetery.

Nonmajor Debt Service Funds

Debt service funds are used to account for the accumulation of resources for, and the payment of, general long-term principal, interest, and related costs.

General Obligation Bond Retirement Fund - This fund accounts for transfers in and tax levies that are utilized for the repayment of general obligation debt.

Library Bond Retirement Fund - This fund accounts for the accumulation of property taxes to pay principal and interest on the library general obligation debt.

Nonmajor Capital Projects Funds

Capital projects funds are established to account for financial resources to be used for the construction or acquisition of major capital facilities (other than those financed by proprietary funds.)

Equipment Fund - This fund accounts for monies received from property taxes used for the purchase of equipment for the Police and Fire Departments.

Issue II Fund - This fund accounts for all costs associated with State of Ohio Issue II monies used for infrastructure replacements.

Storm Water Detention Fund - This fund accounts for monies derived from fees generated by new developments used for maintenance of a water detention system.

Safety Town Construction Fund - This fund accounts for construction projects related to the Police department.

Road Programs Fund - This fund accounts for road improvements made during the year that include activities such as resurfacing and blacktop upgrades.

Skateboard Park Fund - This fund accounts for construction of a skateboard park for the residents of the City.

(continued)

Combining Statements - Nonmajor Governmental Funds (continued)

Nonmajor Capital Projects Funds (continued)

Road Widening Fund - This fund accounts for the costs associated with widening various intersections.

Schneider Court Site Development Fund - This fund accounts for the costs associated with the development of the Schneider Court area.

Sidewalk Programs Fund - This fund accounts for costs associated with the construction and improvement of City sidewalks.

Land Purchase/Our Lady of Wayside Fund - This fund accounts for the costs associated with the purchase and development of the Our Lady of Wayside site.

Senior Citizen Center Fund - This fund accounts for the costs associated with remodeling the old fire station into the new senior center.

Route 83 Extension Fund - This fund accounts for the costs associated with the extension of Route 83 to the north.

Land Purchase – CEI/First Energy Fund - This fund accounts for the costs associated with the purchase and development of land purchased from CEI/First Energy.

Bridge CEI Site/Colorado Fund - This fund accounts for the cost of constructing a bridge for access to the park and recreation facility to be built in 2008-2009.

Post Office Project Fund - This fund accounts for monies that will be used to begin the engineering and architectural design work for the construction of a new post office.

Peak Property Purchase Fund - This fund accounts for costs associated with the purchase of land on Detroit Road to be used for the new post office.

Recreation Center Construction Fund - This fund accounts for the cost of constructing a recreation center to include a baseball stadium and a YMCA facility.

North Doovey Project Fund - This fund accounts for project costs the City had expected to pay related to the clearing or restructuring of a ditch that was clogged with debris and trees and was causing a flooding problem for some area residents. The City later decided the costs related to this would need to be paid by the property owners.

Curb Cuts Fund - This fund accounts for costs for curb cuts for Americans with Disabilities Act and pedestrian traffic to safely cross from the South side of Detroit Avenue to the Avon Commons Shopping Center.

I-90 Interchange Study Fund - This fund accounts for the costs associated with traffic and road condition study of the I-90 interchange.

City of Avon, Ohio
Combining Balance Sheet
Nonmajor Governmental Funds
December 31, 2007

	Nonmajor Special Revenue Funds	Nonmajor Debt Service Funds	Nonmajor Capital Projects Funds	Total Nonmajor Governmental Funds
Assets				
Equity in Pooled Cash and Cash Equivalents	\$889,052	\$168,549	\$2,765,572	\$3,823,173
Materials and Supplies Inventory	7,443	0	0	7,443
Intergovernmental Receivable	97,138	9,511	20,774	127,423
Prepaid Items	150	0	0	150
Property Taxes Receivable	493,935	81,439	611,542	1,186,916
<i>Total Assets</i>	<u>\$1,487,718</u>	<u>\$259,499</u>	<u>\$3,397,888</u>	<u>\$5,145,105</u>
Liabilities and Fund Balances				
Liabilities				
Accounts Payable	\$40,554	\$0	\$2,025	\$42,579
Contracts Payable	24,252	0	437,872	462,124
Accrued Wages and Benefits	15,724	0	0	15,724
Interfund Payable	0	0	35,000	35,000
Intergovernmental Payable	139,432	0	0	139,432
Deferred Revenue	565,511	90,950	632,316	1,288,777
<i>Total Liabilities</i>	<u>785,473</u>	<u>90,950</u>	<u>1,107,213</u>	<u>1,983,636</u>
Fund Balances				
Reserved for Encumbrances	221,712	0	1,471,344	1,693,056
Unreserved, Undesignated Reported in:				
Special Revenue Funds	480,533	0	0	480,533
Debt Service Funds	0	168,549	0	168,549
Capital Projects Funds	0	0	819,331	819,331
<i>Total Fund Balances</i>	<u>702,245</u>	<u>168,549</u>	<u>2,290,675</u>	<u>3,161,469</u>
<i>Total Liabilities and Fund Balances</i>	<u>\$1,487,718</u>	<u>\$259,499</u>	<u>\$3,397,888</u>	<u>\$5,145,105</u>

City of Avon, Ohio
Combining Statement of Revenues, Expenditures and Changes in Fund Balances
Nonmajor Governmental Funds
For the Year Ended December 31, 2007

	Nonmajor Special Revenue Funds	Nonmajor Debt Service Funds	Nonmajor Capital Projects Funds	Total Nonmajor Governmental Funds
Revenues				
Property Taxes	\$444,630	\$85,500	\$408,596	\$938,726
Charges for Services	139,705	0	450	140,155
Licenses and Permits	195,749	0	0	195,749
Fines and Forfeitures	9,990	0	0	9,990
Intergovernmental	280,677	8,243	63,653	352,573
Interest	10,682	0	4,044	14,726
Miscellaneous	105,576	12,125	95,151	212,852
<i>Total Revenues</i>	<u>1,187,009</u>	<u>105,868</u>	<u>571,894</u>	<u>1,864,771</u>
Expenditures				
Current:				
General Government	4,500	1,340	0	5,840
Security of Persons and Property	420,926	0	0	420,926
Transportation	216,702	0	0	216,702
Community Environment	255,266	0	0	255,266
Basic Utility Services	22,410	0	0	22,410
Leisure Time Activities	1,134,764	0	0	1,134,764
Capital Outlay	0	0	3,505,252	3,505,252
Debt Service:				
Principal Retirement	60,000	318,806	600,000	978,806
Interest and Fiscal Charges	60,980	202,815	88,286	352,081
<i>Total Expenditures</i>	<u>2,175,548</u>	<u>522,961</u>	<u>4,193,538</u>	<u>6,892,047</u>
<i>Excess of Revenues</i> <i>Under Expenditures</i>	<u>(988,539)</u>	<u>(417,093)</u>	<u>(3,621,644)</u>	<u>(5,027,276)</u>
Other Financing Sources (Uses)				
Current Refunding	0	0	(1,100,000)	(1,100,000)
Notes Issued	0	0	2,410,000	2,410,000
OPWC Loans Issued	0	0	242,152	242,152
Transfers In	742,043	558,917	2,687,270	3,988,230
Transfers Out	0	0	(34,515)	(34,515)
<i>Total Other Financing Sources (Uses)</i>	<u>742,043</u>	<u>558,917</u>	<u>4,204,907</u>	<u>5,505,867</u>
<i>Net Change in Fund Balances</i>	<u>(246,496)</u>	<u>141,824</u>	<u>583,263</u>	<u>478,591</u>
<i>Fund Balances Beginning of Year</i>	<u>948,741</u>	<u>26,725</u>	<u>1,707,412</u>	<u>2,682,878</u>
<i>Fund Balances End of Year</i>	<u>\$702,245</u>	<u>\$168,549</u>	<u>\$2,290,675</u>	<u>\$3,161,469</u>

City of Avon, Ohio
Combining Balance Sheet
Nonmajor Special Revenue Funds
December 31, 2007

	Recycling	ADA Parking Violations	State Highway	Permissive Tax
Assets				
Equity in Pooled Cash and Cash Equivalents	\$14,713	\$334	\$216,056	\$13,458
Materials and Supplies Inventory	0	0	0	0
Intergovernmental Receivable	0	0	28,612	45,927
Prepaid Items	0	0	0	0
Property Taxes Receivable	0	0	0	0
<i>Total Assets</i>	<u>\$14,713</u>	<u>\$334</u>	<u>\$244,668</u>	<u>\$59,385</u>
 Liabilities and Fund Balances				
Liabilities				
Accounts Payable	\$9,290	\$0	\$936	\$15,931
Contracts Payable	0	0	0	0
Accrued Wages and Benefits	246	0	0	0
Intergovernmental Payable	34	0	0	0
Deferred Revenue	0	0	18,359	30,618
<i>Total Liabilities</i>	<u>9,570</u>	<u>0</u>	<u>19,295</u>	<u>46,549</u>
 Fund Balances				
Reserved for Encumbrances	745	0	14,300	3,659
Unreserved, Undesignated (Deficit)	4,398	334	211,073	9,177
<i>Total Fund Balances (Deficit)</i>	<u>5,143</u>	<u>334</u>	<u>225,373</u>	<u>12,836</u>
<i>Total Liabilities and Fund Balances</i>	<u>\$14,713</u>	<u>\$334</u>	<u>\$244,668</u>	<u>\$59,385</u>

<u>Enforcement and Education</u>	<u>Law Enforcement</u>	<u>Police K9 Program</u>	<u>Police Pension</u>	<u>Mayor's Court Computer</u>
\$3,419	\$112,069	\$13,933	\$162	\$70,191
0	0	0	0	0
0	0	0	8,948	0
0	0	0	0	0
0	0	0	220,635	0
<u>\$3,419</u>	<u>\$112,069</u>	<u>\$13,933</u>	<u>\$229,745</u>	<u>\$70,191</u>
\$0	\$0	\$397	\$0	\$0
0	0	0	0	0
0	0	0	0	0
0	0	0	130,243	0
0	0	0	229,583	0
<u>0</u>	<u>0</u>	<u>397</u>	<u>359,826</u>	<u>0</u>
363	0	0	0	25
<u>3,056</u>	<u>112,069</u>	<u>13,536</u>	<u>(130,081)</u>	<u>70,166</u>
<u>3,419</u>	<u>112,069</u>	<u>13,536</u>	<u>(130,081)</u>	<u>70,191</u>
<u>\$3,419</u>	<u>\$112,069</u>	<u>\$13,933</u>	<u>\$229,745</u>	<u>\$70,191</u>

(continued)

City of Avon, Ohio
Combining Balance Sheet
Nonmajor Special Revenue Funds (continued)
December 31, 2007

	Avon Seniors	Recreation	Park Operating	Park Development
Assets				
Equity in Pooled Cash and				
Cash Equivalents	\$28,892	\$44,662	\$66,852	\$281,219
Materials and Supplies Inventory	313	177	0	6,449
Intergovernmental Receivable	0	0	13,651	0
Prepaid Items	0	0	150	0
Property Taxes Receivable	0	0	273,300	0
<i>Total Assets</i>	<u>\$29,205</u>	<u>\$44,839</u>	<u>\$353,953</u>	<u>\$287,668</u>
Liabilities and Fund Balances				
Liabilities				
Accounts Payable	\$2,601	\$627	\$9,621	\$0
Contracts Payable	0	0	0	24,252
Accrued Wages and Benefits	2,330	1,077	11,564	0
Intergovernmental Payable	1,469	541	6,897	0
Deferred Revenue	0	0	286,951	0
<i>Total Liabilities</i>	<u>6,400</u>	<u>2,245</u>	<u>315,033</u>	<u>24,252</u>
Fund Balances				
Reserved for Encumbrances	6,774	2,049	40,595	148,223
Unreserved, Undesignated (Deficit)	16,031	40,545	(1,675)	115,193
<i>Total Fund Balances (Deficit)</i>	<u>22,805</u>	<u>42,594</u>	<u>38,920</u>	<u>263,416</u>
 <i>Total Liabilities and Fund Balances</i>	 <u>\$29,205</u>	 <u>\$44,839</u>	 <u>\$353,953</u>	 <u>\$287,668</u>

Community Center	Living Tree Memorial	Drainage	Cemetery	Total Nonmajor Special Revenue Funds
\$12,376	\$154	\$10,229	\$333	\$889,052
504	0	0	0	7,443
0	0	0	0	97,138
0	0	0	0	150
0	0	0	0	493,935
<u>\$12,880</u>	<u>\$154</u>	<u>\$10,229</u>	<u>\$333</u>	<u>\$1,487,718</u>
\$816	\$0	\$335	\$0	\$40,554
0	0	0	0	24,252
507	0	0	0	15,724
248	0	0	0	139,432
0	0	0	0	565,511
<u>1,571</u>	<u>0</u>	<u>335</u>	<u>0</u>	<u>785,473</u>
1,708	0	3,271	0	221,712
<u>9,601</u>	<u>154</u>	<u>6,623</u>	<u>333</u>	<u>480,533</u>
<u>11,309</u>	<u>154</u>	<u>9,894</u>	<u>333</u>	<u>702,245</u>
<u>\$12,880</u>	<u>\$154</u>	<u>\$10,229</u>	<u>\$333</u>	<u>\$1,487,718</u>

City of Avon, Ohio
Combining Statement of Revenues, Expenditures and Changes in Fund Balances
Nonmajor Special Revenue Funds
For the Year Ended December 31, 2007

	Recycling	ADA Parking Violations	State Highway	Permissive Tax
Revenues				
Property Taxes	\$0	\$0	\$0	\$0
Charges for Services	0	0	0	0
Licenses and Permits	0	0	0	0
Fines and Forfeitures	0	0	0	0
Intergovernmental	70,429	0	59,127	91,799
Interest	0	0	8,847	1,835
Miscellaneous	105	0	0	0
<i>Total Revenues</i>	<u>70,534</u>	<u>0</u>	<u>67,974</u>	<u>93,634</u>
Expenditures				
Current:				
General Government	0	0	0	0
Security of Persons and Property	0	0	0	0
Transportation	0	1,800	51,119	163,783
Community Environment	120,866	0	0	0
Basic Utility Services	0	0	0	0
Leisure Time Activities	0	0	0	0
Debt Service:				
Principal Retirement	0	0	0	0
Interest and Fiscal Charges	0	0	0	0
<i>Total Expenditures</i>	<u>120,866</u>	<u>1,800</u>	<u>51,119</u>	<u>163,783</u>
<i>Excess of Revenues Over (Under) Expenditures</i>	(50,332)	(1,800)	16,855	(70,149)
Other Financing Sources				
Transfers In	52,229	0	0	0
<i>Net Change in Fund Balances</i>	1,897	(1,800)	16,855	(70,149)
<i>Fund Balances (Deficit) Beginning of Year</i>	<u>3,246</u>	<u>2,134</u>	<u>208,518</u>	<u>82,985</u>
<i>Fund Balances (Deficit) End of Year</i>	<u>\$5,143</u>	<u>\$334</u>	<u>\$225,373</u>	<u>\$12,836</u>

<u>Enforcement and Education</u>	<u>Law Enforcement</u>	<u>Police K9 Program</u>	<u>Police Pension</u>	<u>Mayor's Court Computer</u>
\$0	\$0	\$0	\$197,307	\$0
1,881	0	0	0	0
0	0	0	0	0
0	0	0	0	9,990
0	0	0	25,510	0
0	0	0	0	0
633	87,722	13,933	0	0
<u>2,514</u>	<u>87,722</u>	<u>13,933</u>	<u>222,817</u>	<u>9,990</u>
0	0	0	0	0
4,285	5,000	397	411,244	0
0	0	0	0	0
0	0	0	0	4,583
0	0	0	0	0
0	0	0	0	0
0	0	0	0	0
0	0	0	0	0
<u>4,285</u>	<u>5,000</u>	<u>397</u>	<u>411,244</u>	<u>4,583</u>
(1,771)	82,722	13,536	(188,427)	5,407
<u>0</u>	<u>0</u>	<u>0</u>	<u>82,532</u>	<u>0</u>
(1,771)	82,722	13,536	(105,895)	5,407
<u>5,190</u>	<u>29,347</u>	<u>0</u>	<u>(24,186)</u>	<u>64,784</u>
<u>\$3,419</u>	<u>\$112,069</u>	<u>\$13,536</u>	<u>(\$130,081)</u>	<u>\$70,191</u>

(continued)

City of Avon, Ohio
Combining Statement of Revenues, Expenditures and Changes in Fund Balances
Nonmajor Special Revenue Funds (continued)
For the Year Ended December 31, 2007

	Avon Seniors	Recreation	Park Operating	Park Development
Revenues				
Property Taxes	\$0	\$0	\$247,323	\$0
Charges for Services	0	132,434	2,835	0
Licenses and Permits	0	0	0	195,749
Fines and Forfeitures	0	0	0	0
Intergovernmental	0	0	33,812	0
Interest	0	0	0	0
Miscellaneous	3,000	0	6	177
<i>Total Revenues</i>	<u>3,000</u>	<u>132,434</u>	<u>283,976</u>	<u>195,926</u>
Expenditures				
Current:				
General Government	0	0	0	0
Security of Persons and Property	0	0	0	0
Transportation	0	0	0	0
Community Environment	129,817	0	0	0
Basic Utility Services	0	0	0	0
Leisure Time Activities	0	161,816	680,664	276,970
Debt Service:				
Principal Retirement	0	0	0	60,000
Interest and Fiscal Charges	0	0	0	60,980
<i>Total Expenditures</i>	<u>129,817</u>	<u>161,816</u>	<u>680,664</u>	<u>397,950</u>
<i>Excess of Revenues Over (Under) Expenditures</i>	(126,817)	(29,382)	(396,688)	(202,024)
Other Financing Sources				
Transfers In	100,000	30,000	388,000	47,372
<i>Net Change in Fund Balances</i>	(26,817)	618	(8,688)	(154,652)
<i>Fund Balances (Deficit) Beginning of Year</i>	<u>49,622</u>	<u>41,976</u>	<u>47,608</u>	<u>418,068</u>
<i>Fund Balances (Deficit) End of Year</i>	<u>\$22,805</u>	<u>\$42,594</u>	<u>\$38,920</u>	<u>\$263,416</u>

Community Center	Living Tree Memorial	Drainage	Cemetery	Total Nonmajor Special Revenue Funds
\$0	\$0	\$0	\$0	\$444,630
2,555	0	0	0	139,705
0	0	0	0	195,749
0	0	0	0	9,990
0	0	0	0	280,677
0	0	0	0	10,682
0	0	0	0	105,576
<u>2,555</u>	<u>0</u>	<u>0</u>	<u>0</u>	<u>1,187,009</u>
0	0	0	4,500	4,500
0	0	0	0	420,926
0	0	0	0	216,702
0	0	0	0	255,266
0	0	22,410	0	22,410
15,314	0	0	0	1,134,764
0	0	0	0	60,000
0	0	0	0	60,980
<u>15,314</u>	<u>0</u>	<u>22,410</u>	<u>4,500</u>	<u>2,175,548</u>
(12,759)	0	(22,410)	(4,500)	(988,539)
<u>16,910</u>	<u>0</u>	<u>25,000</u>	<u>0</u>	<u>742,043</u>
4,151	0	2,590	(4,500)	(246,496)
<u>7,158</u>	<u>154</u>	<u>7,304</u>	<u>4,833</u>	<u>948,741</u>
<u>\$11,309</u>	<u>\$154</u>	<u>\$9,894</u>	<u>\$333</u>	<u>\$702,245</u>

City of Avon, Ohio
Combining Balance Sheet
Nonmajor Debt Service Funds
December 31, 2007

	General Obligation Bond Retirement	Library Bond Retirement	Total Nonmajor Debt Service Funds
Assets			
Equity in Pooled Cash and Cash Equivalents	\$138,427	\$30,122	\$168,549
Intergovernmental Receivable	0	9,511	9,511
Property Taxes Receivable	0	81,439	81,439
<i>Total Assets</i>	<u>\$138,427</u>	<u>\$121,072</u>	<u>\$259,499</u>
Liabilities and Fund Balances			
Liabilities			
Deferred Revenue	\$0	\$90,950	\$90,950
Fund Balances			
Unreserved, Undesignated	<u>138,427</u>	<u>30,122</u>	<u>168,549</u>
<i>Total Liabilities and Fund Balances</i>	<u>\$138,427</u>	<u>\$121,072</u>	<u>\$259,499</u>

City of Avon, Ohio
Combining Statement of Revenues, Expenditures and Changes in Fund Balances
Nonmajor Debt Service Funds
For the Year Ended December 31, 2007

	General Obligation Bond Retirement	Library Bond Retirement	Total Nonmajor Debt Service Funds
Revenues			
Property Taxes	\$0	\$85,500	\$85,500
Intergovernmental	0	8,243	8,243
Miscellaneous	12,125	0	12,125
<i>Total Revenues</i>	<u>12,125</u>	<u>93,743</u>	<u>105,868</u>
Expenditures			
Current:			
General Government	0	1,340	1,340
Debt Service:			
Principal Retirement	253,806	65,000	318,806
Interest and Fiscal Charges	178,809	24,006	202,815
<i>Total Expenditures</i>	<u>432,615</u>	<u>90,346</u>	<u>522,961</u>
<i>Excess of Revenues Over (Under) Expenditures</i>	(420,490)	3,397	(417,093)
Other Financing Sources			
Transfers In	<u>558,917</u>	<u>0</u>	<u>558,917</u>
<i>Net Change in Fund Balances</i>	138,427	3,397	141,824
<i>Fund Balances Beginning of Year</i>	<u>0</u>	<u>26,725</u>	<u>26,725</u>
<i>Fund Balances End of Year</i>	<u><u>\$138,427</u></u>	<u><u>\$30,122</u></u>	<u><u>\$168,549</u></u>

City of Avon, Ohio
Combining Balance Sheet
Nonmajor Capital Projects Funds
December 31, 2007

	<u>Equipment</u>	<u>Issue II</u>	<u>Storm Water Detention</u>
Assets			
Equity in Pooled Cash and			
Cash Equivalents	\$476,637	\$130,024	\$354,000
Intergovernmental Receivable	20,774	0	0
Property Taxes Receivable	611,542	0	0
<i>Total Assets</i>	<u>\$1,108,953</u>	<u>\$130,024</u>	<u>\$354,000</u>
 Liabilities and Fund Balances			
Liabilities			
Accounts Payable	\$0	\$0	\$0
Contracts Payable	0	0	0
Interfund Payable	0	0	0
Deferred Revenue	632,316	0	0
<i>Total Liabilities</i>	<u>632,316</u>	<u>0</u>	<u>0</u>
 Fund Balances			
Reserved for Encumbrances	141,953	0	313,434
Unreserved, Undesignated (Deficit)	334,684	130,024	40,566
<i>Total Fund Balances (Deficit)</i>	<u>476,637</u>	<u>130,024</u>	<u>354,000</u>
<i>Total Liabilities and Fund Balances</i>	<u>\$1,108,953</u>	<u>\$130,024</u>	<u>\$354,000</u>

<u>Safety Town Construction</u>	<u>Road Programs</u>	<u>Road Widening</u>	<u>Schneider Court Site Development</u>	<u>Sidewalk Programs</u>
\$3,005	\$576,127	\$59,920	\$98,966	\$4,425
0	0	0	0	0
0	0	0	0	0
<u>\$3,005</u>	<u>\$576,127</u>	<u>\$59,920</u>	<u>\$98,966</u>	<u>\$4,425</u>
\$0	\$0	\$0	\$0	\$0
0	390,823	0	0	0
0	0	0	0	0
0	0	0	0	0
<u>0</u>	<u>390,823</u>	<u>0</u>	<u>0</u>	<u>0</u>
2,382	113,447	29,031	1,315	0
623	71,857	30,889	97,651	4,425
<u>3,005</u>	<u>185,304</u>	<u>59,920</u>	<u>98,966</u>	<u>4,425</u>
<u>\$3,005</u>	<u>\$576,127</u>	<u>\$59,920</u>	<u>\$98,966</u>	<u>\$4,425</u>

(continued)

City of Avon, Ohio
Combining Balance Sheet
Nonmajor Capital Projects Funds (continued)
December 31, 2007

	Route 83 Extension	Land Purchase - CEI/ First Energy	Bridge CEI Site/ Colorado
Assets			
Equity in Pooled Cash and Cash Equivalents	\$0	\$86,293	\$953,454
Intergovernmental Receivable	0	0	0
Property Taxes Receivable	0	0	0
<i>Total Assets</i>	<u>\$0</u>	<u>\$86,293</u>	<u>\$953,454</u>
Liabilities and Fund Balances			
Liabilities			
Accounts Payable	\$0	\$0	\$0
Contracts Payable	0	0	47,049
Interfund Payable	35,000	0	0
Deferred Revenue	0	0	0
<i>Total Liabilities</i>	<u>35,000</u>	<u>0</u>	<u>47,049</u>
Fund Balances			
Reserved for Encumbrances	0	0	869,782
Unreserved, Undesignated (Deficit)	(35,000)	86,293	36,623
<i>Total Fund Balances (Deficit)</i>	<u>(35,000)</u>	<u>86,293</u>	<u>906,405</u>
<i>Total Liabilities and Fund Balances</i>	<u>\$0</u>	<u>\$86,293</u>	<u>\$953,454</u>

Post Office Project	Peak Property Purchase	Recreation Center Construction	North Doovey Project	I-90 Interchange Study	Total Nonmajor Capital Projects Funds
\$2,529	\$8,024	\$7,013	\$5,000	\$155	\$2,765,572
0	0	0	0	0	20,774
0	0	0	0	0	611,542
<u>\$2,529</u>	<u>\$8,024</u>	<u>\$7,013</u>	<u>\$5,000</u>	<u>\$155</u>	<u>\$3,397,888</u>
\$0	\$0	\$2,025	\$0	\$0	\$2,025
0	0	0	0	0	437,872
0	0	0	0	0	35,000
0	0	0	0	0	632,316
0	0	2,025	0	0	1,107,213
0	0	0	0	0	1,471,344
2,529	8,024	4,988	5,000	155	819,331
2,529	8,024	4,988	5,000	155	2,290,675
<u>\$2,529</u>	<u>\$8,024</u>	<u>\$7,013</u>	<u>\$5,000</u>	<u>\$155</u>	<u>\$3,397,888</u>

City of Avon, Ohio
Combining Statement of Revenues, Expenditures and Changes in Fund Balances
Nonmajor Capital Projects Funds
For the Year Ended December 31, 2007

	Equipment	Issue II	Storm Water Detention	Safety Town Construction
Revenues				
Property Taxes	\$408,596	\$0	\$0	\$0
Charges for Services	0	0	450	0
Intergovernmental	63,653	0	0	0
Interest	0	0	0	0
Miscellaneous	20,429	0	0	0
<i>Total Revenues</i>	<u>492,678</u>	<u>0</u>	<u>450</u>	<u>0</u>
Expenditures				
Capital Outlay	977,641	0	559,502	0
Debt Service:				
Principal Retirement	0	0	0	0
Interest and Fiscal Charges	0	0	0	0
<i>Total Expenditures</i>	<u>977,641</u>	<u>0</u>	<u>559,502</u>	<u>0</u>
<i>Excess of Revenues Over (Under) Expenditures</i>	<u>(484,963)</u>	<u>0</u>	<u>(559,052)</u>	<u>0</u>
Other Financing Sources (Uses)				
Current Refunding	0	0	0	0
Notes Issued	0	0	0	0
OPWC Loans Issued	0	0	0	0
Transfers In	0	0	865,482	0
Transfers Out	0	0	(25,000)	0
<i>Total Other Financing Sources (Uses)</i>	<u>0</u>	<u>0</u>	<u>840,482</u>	<u>0</u>
<i>Net Change in Fund Balances</i>	<u>(484,963)</u>	<u>0</u>	<u>281,430</u>	<u>0</u>
<i>Fund Balances (Deficit)</i>				
<i>Beginning of Year</i>	<u>961,600</u>	<u>130,024</u>	<u>72,570</u>	<u>3,005</u>
<i>Fund Balances (Deficit) End of Year</i>	<u><u>\$476,637</u></u>	<u><u>\$130,024</u></u>	<u><u>\$354,000</u></u>	<u><u>\$3,005</u></u>

Road Programs	Skateboard Park	Road Widening	Schneider Court Site Development	Sidewalk Programs	Land Purchase/ Our Lady of Wayside
\$0	\$0	\$0	\$0	\$0	\$0
0	0	0	0	0	0
0	0	0	0	0	0
0	0	0	0	0	0
42,365	0	0	0	0	0
42,365	0	0	0	0	0
665,620	5,927	124,203	60,684	6,313	0
0	0	0	0	0	200,000
0	0	0	0	0	7,679
665,620	5,927	124,203	60,684	6,313	207,679
(623,255)	(5,927)	(124,203)	(60,684)	(6,313)	(207,679)
0	0	0	0	0	0
0	0	0	0	0	0
0	0	0	0	0	0
808,559	0	56,550	0	6,000	207,679
0	0	0	0	0	0
808,559	0	56,550	0	6,000	207,679
185,304	(5,927)	(67,653)	(60,684)	(313)	0
0	5,927	127,573	159,650	4,738	0
\$185,304	\$0	\$59,920	\$98,966	\$4,425	\$0

(continued)

City of Avon, Ohio
Combining Statement of Revenues, Expenditures and Changes in Fund Balances
Nonmajor Capital Projects Funds (continued)
For the Year Ended December 31, 2007

	Route 83 Extension	Land Purchase- CEI/ First Energy	Bridge CEI Site/ Colorado	Post Office Project
Revenues				
Property Taxes	\$0	\$0	\$0	\$0
Charges for Services	0	0	0	0
Intergovernmental	0	0	0	0
Interest	3,729	0	315	0
Miscellaneous	0	32,357	0	0
<i>Total Revenues</i>	<u>3,729</u>	<u>32,357</u>	<u>315</u>	<u>0</u>
Expenditures				
Capital Outlay	383,393	9,115	121,910	12,471
Debt Service:				
Principal Retirement	400,000	0	0	0
Interest and Fiscal Charges	66,982	13,625	0	0
<i>Total Expenditures</i>	<u>850,375</u>	<u>22,740</u>	<u>121,910</u>	<u>12,471</u>
<i>Excess of Revenues Over (Under) Expenditures</i>	<u>(846,646)</u>	<u>9,617</u>	<u>(121,595)</u>	<u>(12,471)</u>
Other Financing Sources (Uses)				
Current Refunding	(1,100,000)	0	0	0
Notes Issued	1,100,000	410,000	900,000	0
OPWC Loans Issued	242,152	0	0	0
Transfers In	0	0	128,000	15,000
Transfers Out	0	0	0	0
<i>Total Other Financing Sources (Uses)</i>	<u>242,152</u>	<u>410,000</u>	<u>1,028,000</u>	<u>15,000</u>
<i>Net Change in Fund Balances</i>	(604,494)	419,617	906,405	2,529
<i>Fund Balances (Deficit)</i>				
<i>Beginning of Year</i>	569,494	(333,324)	0	0
<i>Fund Balances (Deficit) End of Year</i>	<u>(\$35,000)</u>	<u>\$86,293</u>	<u>\$906,405</u>	<u>\$2,529</u>

Peak Property Purchase	Recreation Center Construction	North Doovey Project	Curb Cuts	I-90 Interchange Study	Total Nonmajor Capital Projects Funds
\$0	\$0	\$0	\$0	\$0	\$408,596
0	0	0	0	0	450
0	0	0	0	0	63,653
0	0	0	0	0	4,044
0	0	0	0	0	95,151
0	0	0	0	0	571,894
446,976	85,012	25,000	21,485	0	3,505,252
0	0	0	0	0	600,000
0	0	0	0	0	88,286
446,976	85,012	25,000	21,485	0	4,193,538
(446,976)	(85,012)	(25,000)	(21,485)	0	(3,621,644)
0	0	0	0	0	(1,100,000)
0	0	0	0	0	2,410,000
0	0	0	0	0	242,152
455,000	90,000	30,000	25,000	0	2,687,270
0	0	0	(9,515)	0	(34,515)
455,000	90,000	30,000	15,485	0	4,204,907
8,024	4,988	5,000	(6,000)	0	583,263
0	0	0	6,000	155	1,707,412
<u>\$8,024</u>	<u>\$4,988</u>	<u>\$5,000</u>	<u>\$0</u>	<u>\$155</u>	<u>\$2,290,675</u>

Combining Statements - Agency Funds

Fiduciary Funds

Fiduciary fund reporting focuses on net assets and changes in net assets. The fiduciary fund category is split into four classifications: pension trust funds, investment trust funds, private purpose trust funds and agency funds. Trust funds are used to account for assets held by the City under a trust agreement for individuals, private organizations, or other governments and are therefore not available to support the City's own programs. Agency funds are purely custodial (assets equals liabilities) and thus do not involve measurement of results of operations.

Agency Funds

Deposits Fund – This fund accounts for various deposits held by the City to ensure compliance with various City ordinances. Upon satisfactory completion of the construction projects, deposits are returned.

Lorain Public Library Fund – This fund accounts for resources received from a 1.2 mill levy used to pay for the upkeep of the Lorain Public Library – Avon Branch. These funds are collected and immediately given to the Library.

North Ridgeville Sewer Fund – This fund accounts for the billing and collection of sewer charges that are then distributed to the City of North Ridgeville.

Avon Lake Sanitary Sewer Trunk Fees Fund – This fund accounts for the collection and distribution of tap-in fees for the section of the City that has a contractual agreement with the City of Avon Lake utilities department to discharge sanitary sewer waste.

Subdivisions Fund – This fund accounts for deposits made by developers of the City's subdivisions to ensure compliance with various City ordinances regarding development within the City. Upon satisfactory completion of the subdivisions, the funds are returned to the developer.

Mayor's Court Fund – This fund accounts for the activities within the mayor's court.

City of Avon, Ohio
Combining Statement of Assets and Liabilities
Agency Funds
December 31, 2007

	<u>Deposits</u>	<u>Lorain Public Library</u>	<u>North Ridgeville Sewer</u>	<u>Avon Lake Sanitary Sewer Trunk Fees</u>	<u>Subdivisions</u>	<u>Total</u>
Assets						
Equity in Pooled Cash and Cash Equivalents	<u>\$1,179,327</u>	<u>\$648</u>	<u>\$60,757</u>	<u>\$137,755</u>	<u>\$2,803,071</u>	<u>\$4,181,558</u>
Liabilities						
Deposits Held and Due to Others	\$1,179,327	\$0	\$0	\$137,755	\$2,803,071	\$4,120,153
Intergovernmental Payable	<u>0</u>	<u>648</u>	<u>60,757</u>	<u>0</u>	<u>0</u>	<u>61,405</u>
<i>Total Liabilities</i>	<u>\$1,179,327</u>	<u>\$648</u>	<u>\$60,757</u>	<u>\$137,755</u>	<u>\$2,803,071</u>	<u>\$4,181,558</u>

City of Avon, Ohio
Combining Statement of Changes in Assets and Liabilities
Agency Funds
For the Year Ended December 31, 2007

	Beginning Balance 12/31/06	Additions	Deductions	Ending Balance 12/31/07
Deposits				
Assets				
Equity in Pooled Cash and Cash Equivalents	\$1,234,515	\$538,159	\$593,347	\$1,179,327
Liabilities				
Deposits Held and Due to Others	\$1,234,515	\$538,159	\$593,347	\$1,179,327
 Lorain Public Library				
Assets				
Equity in Pooled Cash and Cash Equivalents	\$0	\$456,786	\$456,138	\$648
Liabilities				
Intergovernmental Payable	\$0	\$456,786	\$456,138	\$648
 North Ridgeville Sewer				
Assets				
Equity in Pooled Cash and Cash Equivalents	\$57,388	\$1,415,317	\$1,411,948	\$60,757
Liabilities				
Intergovernmental Payable	\$57,388	\$1,415,317	\$1,411,948	\$60,757
 Avon Lake Sanitary Sewer Trunk Fees				
Assets				
Equity in Pooled Cash and Cash Equivalents	\$48,261	\$89,494	\$0	\$137,755
Liabilities				
Deposits Held and Due to Others	\$48,261	\$89,494	\$0	\$137,755

(continued)

City of Avon, Ohio
Combining Statement of Changes in Assets and Liabilities
Agency Funds (continued)
For the Year Ended December 31, 2007

	Beginning Balance 12/31/06	Additions	Deductions	Ending Balance 12/31/07
<i>Subdivisions</i>				
Assets				
Equity in Pooled Cash and Cash Equivalents	\$2,981,951	\$771,147	\$950,027	\$2,803,071
Liabilities				
Deposits Held and Due to Others	\$2,981,951	\$771,147	\$950,027	\$2,803,071
 <i>Mayor's Court</i>				
Assets				
Cash and Cash Equivalents in Segregated Accounts	\$0	\$209,294	\$209,294	\$0
Liabilities				
Deposits Held and Due to Others	\$0	\$209,294	\$209,294	\$0
 <i>Total - All Agency Funds</i>				
Assets				
Equity in Pooled Cash and Cash Equivalents	\$4,322,115	\$3,270,903	\$3,411,460	\$4,181,558
Cash and Cash Equivalents in Segregated Accounts	0	209,294	209,294	0
<i>Total Assets</i>	\$4,322,115	\$3,480,197	\$3,620,754	\$4,181,558
Liabilities				
Deposits Held and Due to Others	\$4,264,727	\$1,608,094	\$1,752,668	\$4,120,153
Intergovernmental Payable	57,388	1,872,103	1,868,086	61,405
<i>Total Liabilities</i>	\$4,322,115	\$3,480,197	\$3,620,754	\$4,181,558

(This Page is intentionally Left Blank)

**Individual Fund Schedules of Revenues, Expenditures/Expenses
And Changes in Fund Balances/Fund Equity – Budget (Non-GAAP Basis) and Actual**

City of Avon, Ohio
Schedule of Revenues, Expenditures and Changes
in Fund Balance - Budget (Non-GAAP Basis) and Actual
General Fund
For the Year Ended December 31, 2007

	Budgeted Amounts		Actual	Variance with Final Budget Positive (Negative)
	Original Budget	Final Budget		
Revenues				
Property Taxes	\$1,060,086	\$1,532,890	\$1,512,691	(\$20,199)
Municipal Income Taxes	3,146,601	4,744,208	4,546,891	(197,317)
Charges for Services	385,256	557,082	589,932	32,850
Licenses and Permits	607,784	878,858	873,003	(5,855)
Fines and Forfeitures	128,658	186,040	202,827	16,787
Intergovernmental	659,875	954,183	988,298	34,115
Interest	518,670	750,000	785,433	35,433
Miscellaneous	114,088	164,972	228,686	63,714
<i>Total Revenues</i>	6,621,018	9,768,233	9,727,761	(40,472)
Expenditures				
Current:				
General Government:				
Mayor:				
Personal Services	81,799	209,365	204,173	5,192
Materials and Supplies	3,008	7,700	6,944	756
Contractual Services	54,679	139,950	135,108	4,842
Total Mayor	139,486	357,015	346,225	10,790
Finance:				
Personal Services	129,626	331,779	324,158	7,621
Materials and Supplies	12,171	31,152	30,478	674
Contractual Services	18,300	46,840	46,229	611
Total Finance	160,097	409,771	400,865	8,906
Treasurer:				
Personal Services	7,501	19,200	18,722	478
Materials and Supplies	2,071	5,300	5,200	100
Contractual Services	195	500	0	500
Total Treasurer	9,767	25,000	23,922	1,078
Law Director:				
Personal Services	49,740	127,310	125,419	1,891
Materials and Supplies	586	1,500	777	723
Contractual Services	98,330	251,675	145,202	106,473
Total Law Director	\$148,656	\$380,485	\$271,398	\$109,087

(continued)

City of Avon, Ohio
Schedule of Revenues, Expenditures and Changes
in Fund Balance - Budget (Non-GAAP Basis) and Actual
General Fund (continued)
For the Year Ended December 31, 2007

	Budgeted Amounts		Actual	Variance with Final Budget Positive (Negative)
	Original Budget	Final Budget		
Council:				
Personal Services	\$58,230	\$149,040	\$133,992	\$15,048
Materials and Supplies	4,963	12,703	12,310	393
Contractual Services	14,526	37,179	35,076	2,103
Capital Outlay	224	574	563	11
Total Council	77,943	199,496	181,941	17,555
City Hall:				
Personal Services	12,729	32,580	27,044	5,536
Materials and Supplies	26,184	67,017	48,956	18,061
Contractual Services	58,383	149,431	124,731	24,700
Capital Outlay	8,852	22,656	21,571	1,085
Other	20	50	0	50
Total City Hall	106,168	271,734	222,302	49,432
Civil Service:				
Personal Services	1,811	4,635	3,980	655
Materials and Supplies	20	50	0	50
Contractual Services	5,583	14,290	1,788	12,502
Other	39	100	0	100
Total Civil Service	7,453	19,075	5,768	13,307
Records:				
Personal Services	2,715	6,950	6,917	33
Materials and Supplies	195	499	499	0
Contractual Services	3,712	9,501	1,550	7,951
Total Records	6,622	16,950	8,966	7,984
Statutory Accounts:				
Personal Services	25,569	65,445	65,445	0
Contractual Services	103,334	264,484	253,201	11,283
Total Statutory Accounts	128,903	329,929	318,646	11,283
Legal				
Personal Services	1,354	3,465	3,271	194
Materials and Supplies	195	500	188	312
Capital Outlay	5,699	14,586	11,696	2,890
Total Legal	7,248	18,551	15,155	3,396
Engineer:				
Contractual Services	\$116,288	\$297,640	\$275,582	\$22,058

City of Avon, Ohio
Schedule of Revenues, Expenditures and Changes
in Fund Balance - Budget (Non-GAAP Basis) and Actual
General Fund (continued)
For the Year Ended December 31, 2007

	Budgeted Amounts		Actual	Variance with Final Budget Positive (Negative)
	Original Budget	Final Budget		
Grant Coordinator:				
Contractual Services	\$21,489	\$55,000	\$31,927	\$23,073
Income Tax Department:				
Personal Services	449	1,150	0	1,150
Contractual Services	66,095	169,170	142,070	27,100
Total Income Tax Department	66,544	170,320	142,070	28,250
Total General Government	996,664	2,550,966	2,244,767	306,199
Community Environment:				
Planning Commission:				
Personal Services	58,316	149,259	140,803	8,456
Materials and Supplies	3,113	7,968	5,469	2,499
Contractual Services	18,965	48,541	47,513	1,028
Capital Outlay	1,442	3,691	3,191	500
Other	1,172	3,000	1,200	1,800
Total Planning Commission	83,008	212,459	198,176	14,283
Building Inspector:				
Personal Services	273,540	700,126	615,312	84,814
Materials and Supplies	22,079	56,511	31,260	25,251
Contractual Services	85,233	218,153	114,293	103,860
Capital Outlay	16,729	42,818	36,569	6,249
Other	14,423	36,917	36,917	0
Total Building Inspector	412,004	1,054,525	834,351	220,174
Safety Director/Zoning Officer:				
Personal Services	22,404	57,345	56,219	1,126
Materials and Supplies	59	150	150	0
Contractual Services	156	400	100	300
Total Safety Director/Zoning Officer	22,619	57,895	56,469	1,426
Total Community Environment	517,631	1,324,879	1,088,996	235,883
<i>Total Expenditures</i>	\$1,514,295	\$3,875,845	\$3,333,763	\$542,082

(continued)

City of Avon, Ohio
Schedule of Revenues, Expenditures and Changes
in Fund Balance - Budget (Non-GAAP Basis) and Actual
General Fund (continued)
For the Year Ended December 31, 2007

	Budgeted Amounts		Actual	Variance with Final Budget Positive (Negative)
	Original Budget	Final Budget		
<i>Excess of Revenues Over Expenditures</i>	\$5,106,723	\$5,892,388	\$6,393,998	\$501,610
Other Financing Sources (Uses)				
Advances Out	(35,000)	(35,000)	(35,000)	0
Transfers In	1,603,057	1,603,057	286,675	(1,316,382)
Transfers Out	(6,009,162)	(8,887,469)	(6,637,242)	2,250,227
<i>Total Other Financing Sources (Uses)</i>	(4,441,105)	(7,319,412)	(6,385,567)	933,845
<i>Net Change in Fund Balance</i>	665,618	(1,427,024)	8,431	1,435,455
<i>Fund Balance Beginning of Year</i>	5,464,130	5,464,130	5,464,130	0
Prior Year Encumbrances Appropriated	194,208	194,208	194,208	0
<i>Fund Balance End of Year</i>	\$6,323,956	\$4,231,314	\$5,666,769	\$1,435,455

City of Avon, Ohio
Schedule of Revenues, Expenditures and Changes
in Fund Balance - Budget (Non-GAAP Basis) and Actual
Fire Department Fund
For the Year Ended December 31, 2007

	Budgeted Amounts		Actual	Variance with Final Budget Positive (Negative)
	Original Budget	Final Budget		
Revenues				
Municipal Income Taxes	\$2,998,492	\$3,371,243	\$3,283,912	(\$87,331)
Miscellaneous	1,608	1,799	1,799	0
<i>Total Revenues</i>	<u>3,000,100</u>	<u>3,373,042</u>	<u>3,285,711</u>	<u>(87,331)</u>
Expenditures				
Current:				
Security of Persons and Property:				
Fire Department:				
Personal Services	709,389	2,443,417	2,261,356	182,061
Materials and Supplies	28,388	97,781	80,608	17,173
Contractual Services	86,136	296,686	243,978	52,708
Capital Outlay	334	1,150	1,150	0
Other	87	300	0	300
<i>Total Expenditures</i>	<u>824,334</u>	<u>2,839,334</u>	<u>2,587,092</u>	<u>252,242</u>
<i>Excess of Revenues Over Expenditures</i>	2,175,766	533,708	698,619	164,911
Other Financing Uses				
Transfers Out	(2,000,000)	(2,000,000)	0	2,000,000
<i>Net Change in Fund Balance</i>	175,766	(1,466,292)	698,619	2,164,911
<i>Fund Balance Beginning of Year</i>	2,345,099	2,345,099	2,345,099	0
Prior Year Encumbrances Appropriated	17,074	17,074	17,074	0
<i>Fund Balance End of Year</i>	<u>\$2,537,939</u>	<u>\$895,881</u>	<u>\$3,060,792</u>	<u>\$2,164,911</u>

City of Avon, Ohio
Schedule of Revenues, Expenditures and Changes
in Fund Balance - Budget (Non-GAAP Basis) and Actual
Street Construction, Maintenance and Repair Fund
For the Year Ended December 31, 2007

	Budgeted Amounts		Actual	Variance with Final Budget Positive (Negative)
	Original Budget	Final Budget		
Revenues				
Property Taxes	\$675,523	\$1,008,424	\$793,777	(\$214,647)
Intergovernmental	645,884	757,852	837,047	79,195
Interest	17,045	20,000	22,435	2,435
Miscellaneous	11,739	13,773	5,317	(8,456)
<i>Total Revenues</i>	<u>1,350,191</u>	<u>1,800,049</u>	<u>1,658,576</u>	<u>(141,473)</u>
Expenditures				
Current:				
Transportation:				
Street Department:				
Personal Services	821,747	841,265	828,920	12,345
Materials and Supplies	596,906	611,083	592,143	18,940
Contractual Services	271,500	277,948	231,436	46,512
Capital Outlay	3,983	4,078	4,078	0
<i>Total Expenditures</i>	<u>1,694,136</u>	<u>1,734,374</u>	<u>1,656,577</u>	<u>77,797</u>
<i>Excess of Revenues Over (Under) Expenditures</i>	<u>(343,945)</u>	<u>65,675</u>	<u>1,999</u>	<u>(63,676)</u>
Other Financing Sources (Uses)				
Transfers In	345,475	345,475	37,738	(307,737)
Transfers Out	(187,726)	(187,726)	(187,726)	0
<i>Total Other Financing Sources (Uses)</i>	<u>157,749</u>	<u>157,749</u>	<u>(149,988)</u>	<u>(307,737)</u>
<i>Net Change in Fund Balance</i>	(186,196)	223,424	(147,989)	(371,413)
<i>Fund Balance Beginning of Year</i>	241,190	241,190	241,190	0
Prior Year Encumbrances Appropriated	215,796	215,796	215,796	0
<i>Fund Balance End of Year</i>	<u>\$270,790</u>	<u>\$680,410</u>	<u>\$308,997</u>	<u>(\$371,413)</u>

City of Avon, Ohio
Schedule of Revenues, Expenditures and Changes
in Fund Balance - Budget (Non-GAAP Basis) and Actual
Police Fund
For the Year Ended December 31, 2007

	<u>Budgeted Amounts</u>		<u>Actual</u>	<u>Variance with Final Budget Positive (Negative)</u>
	<u>Original Budget</u>	<u>Final Budget</u>		
Revenues				
Property Taxes	\$350,966	\$520,013	\$457,416	(\$62,597)
Intergovernmental	65,986	85,784	77,293	(8,491)
Miscellaneous	37,718	49,036	51,183	2,147
<i>Total Revenues</i>	<u>454,670</u>	<u>654,833</u>	<u>585,892</u>	<u>(68,941)</u>
Expenditures				
Current:				
Security of Persons and Property:				
Police Department:				
Personal Services	2,778,136	2,864,093	2,849,765	14,328
Materials and Supplies	170,159	175,424	172,000	3,424
Contractual Services	325,719	335,797	302,342	33,455
<i>Total Expenditures</i>	<u>3,274,014</u>	<u>3,375,314</u>	<u>3,324,107</u>	<u>51,207</u>
<i>Excess of Revenues Under Expenditures</i>	(2,819,344)	(2,720,481)	(2,738,215)	(17,734)
Other Financing Sources				
Transfers In	2,752,000	2,752,004	2,600,000	(152,004)
<i>Net Change in Fund Balance</i>	(67,344)	31,523	(138,215)	(169,738)
<i>Fund Balance Beginning of Year</i>	106,906	106,906	106,906	0
Prior Year Encumbrances Appropriated	63,744	63,744	63,744	0
<i>Fund Balance End of Year</i>	<u>\$103,306</u>	<u>\$202,173</u>	<u>\$32,435</u>	<u>(\$169,738)</u>

City of Avon, Ohio
Schedule of Revenues, Expenditures and Changes
in Fund Balance - Budget (Non-GAAP Basis) and Actual
Special Assessment Bond Retirement Fund
For the Year Ended December 31, 2007

	Budgeted Amounts		Actual	Variance with Final Budget Positive (Negative)
	Original Budget	Final Budget		
Revenues				
Special Assessments	\$465,203	\$505,957	\$505,957	\$0
Expenditures				
Debt Service:				
Principal Retirement	248,877	249,550	249,550	0
Interest and Fiscal Charges	243,325	243,983	238,158	5,825
<i>Total Expenditures</i>	492,202	493,533	487,708	5,825
<i>Excess of Revenues Over (Under) Expenditures</i>	(26,999)	12,424	18,249	5,825
Other Financing Sources				
Transfers In	35,000	35,000	0	(35,000)
<i>Net Change in Fund Balance</i>	8,001	47,424	18,249	(29,175)
<i>Fund Balance Beginning of Year</i>	348,189	348,189	348,189	0
<i>Fund Balance End of Year</i>	\$356,190	\$395,613	\$366,438	(\$29,175)

City of Avon, Ohio
*Schedule of Revenues, Expenditures and Changes
in Fund Balance - Budget (Non-GAAP Basis) and Actual
Police Station Project Fund
For the Year Ended December 31, 2007*

	Budgeted Amounts		Actual	Variance with Final Budget Positive (Negative)
	Original Budget	Final Budget		
Revenues				
Interest	\$41,340	\$122,759	\$65,982	(\$56,777)
Miscellaneous	1,128	1,800	1,800	0
<i>Total Revenues</i>	<u>42,468</u>	<u>124,559</u>	<u>67,782</u>	<u>(56,777)</u>
Expenditures				
Capital Outlay:				
Police Station Project:				
Capital Outlay	13,440	6,314,203	5,519,216	794,987
Debt Service:				
Principal Retirement	0	4,500,000	0	4,500,000
Interest and Fiscal Charges	0	6,077	6,076	1
<i>Total Debt Service</i>	<u>0</u>	<u>4,506,077</u>	<u>6,076</u>	<u>4,500,001</u>
<i>Total Expenditures</i>	<u>13,440</u>	<u>10,820,280</u>	<u>5,525,292</u>	<u>5,294,988</u>
<i>Excess of Revenues Over (Under) Expenditures</i>	<u>29,028</u>	<u>(10,695,721)</u>	<u>(5,457,510)</u>	<u>5,238,211</u>
Other Financing Sources (Uses)				
Notes Issued	4,500,000	4,500,000	4,500,000	0
Bonds Issued	4,500,000	4,500,000	0	(4,500,000)
Transfers In	2,000,000	2,000,000	0	(2,000,000)
Transfers Out	(30,000)	(283,160)	(283,160)	0
<i>Total Other Financing Sources (Uses)</i>	<u>10,970,000</u>	<u>10,716,840</u>	<u>4,216,840</u>	<u>(6,500,000)</u>
<i>Net Change in Fund Balance</i>	10,999,028	21,119	(1,240,670)	(1,261,789)
<i>Fund Balance Beginning of Year</i>	16,663	16,663	16,663	0
Prior Year Encumbrances Appropriated	56,777	56,777	56,777	0
<i>Fund Balance (Deficit) End of Year</i>	<u>\$11,072,468</u>	<u>\$94,559</u>	<u>(\$1,167,230)</u>	<u>(\$1,261,789)</u>

City of Avon, Ohio
Schedule of Revenues, Expenses and Changes
in Fund Equity - Budget (Non-GAAP Basis) and Actual
Water Fund
For the Year Ended December 31, 2007

	Budgeted Amounts		Actual	Variance with Final Budget Positive (Negative)
	Original Budget	Final Budget		
Revenues				
Charges for Services	\$2,097,307	\$2,735,245	\$2,327,014	(\$408,231)
Interest	101,659	125,144	136,239	11,095
Miscellaneous	112,096	137,993	74,043	(63,950)
Notes Issued	324,933	400,000	400,000	0
<i>Total Revenues</i>	2,635,995	3,398,382	2,937,296	(461,086)
Expenses				
Personal Services	316,041	422,565	399,795	22,770
Materials and Supplies	928,240	1,241,111	1,188,879	52,232
Contractual Services	749,080	1,015,046	558,009	457,037
Other	70,396	94,124	40,957	53,167
Capital Outlay	40,000	40,000	39,170	830
Debt Service:				
Principal Retirement	69,149	92,456	92,456	0
Interest and Fiscal Charges	77,403	103,493	48,489	55,004
<i>Total Expenses</i>	2,250,309	3,008,795	2,367,755	641,040
<i>Excess of Revenues Over (Under) Expenses</i>	385,686	389,587	569,541	179,954
Transfers In	230,000	230,000	230,000	0
<i>Net Change in Fund Equity</i>	615,686	619,587	799,541	179,954
<i>Fund Equity Beginning of Year</i>	1,813,356	1,813,356	1,813,356	0
Prior Year Encumbrances Appropriated	153,411	153,411	153,411	0
<i>Fund Equity End of Year</i>	\$2,582,453	\$2,586,354	\$2,766,308	\$179,954

City of Avon, Ohio
Schedule of Revenues, Expenses and Changes
in Fund Equity - Budget (Non-GAAP Basis) and Actual
Sewer Fund
For the Year Ended December 31, 2007

	Budgeted Amounts		Actual	Variance with Final Budget Positive (Negative)
	Original Budget	Final Budget		
Revenues				
Charges for Services	\$118,189	\$1,278,593	\$1,261,308	(\$17,285)
Interest	20,918	217,645	156,701	(60,944)
Miscellaneous	89	924	924	0
Notes Issued	141,285	1,470,000	1,470,000	0
Bonds Issued	2,283,019	2,944,674	2,044,674	(900,000)
<i>Total Revenues</i>	2,563,500	5,911,836	4,933,607	(978,229)
Expenses				
Personal Services	32,708	420,330	382,924	37,406
Materials and Supplies	16,754	617,483	592,068	25,415
Contractual Services	37,203	468,067	466,034	2,033
Other	389	5,000	2,241	2,759
Capital Outlay	197,010	2,541,850	2,480,943	60,907
Debt Service:				
Principal Retirement	126,577	1,626,668	1,626,668	0
Interest and Fiscal Charges	10,508	135,035	102,085	32,950
<i>Total Expenses</i>	421,149	5,814,433	5,652,963	161,470
<i>Net Change in Fund Equity</i>	2,142,351	97,403	(719,356)	(816,759)
<i>Fund Equity Beginning of Year</i>	3,570,076	3,570,076	3,570,076	0
Prior Year Encumbrances Appropriated	48,890	48,890	48,890	0
<i>Fund Equity End of Year</i>	\$5,761,317	\$3,716,369	\$2,899,610	(\$816,759)

City of Avon, Ohio
Schedule of Revenues, Expenditures and Changes
in Fund Balance - Budget (Non-GAAP Basis) and Actual
Recycling Fund
For the Year Ended December 31, 2007

	Budgeted Amounts		Actual	Variance with Final Budget Positive (Negative)
	Original Budget	Final Budget		
Revenues				
Intergovernmental	\$66,672	\$72,437	\$70,429	(\$2,008)
Other	99	105	105	0
<i>Total Revenues</i>	<u>66,771</u>	<u>72,542</u>	<u>70,534</u>	<u>(2,008)</u>
Expenditures				
Current:				
Community Environment:				
Recycling:				
Personal Services	6,000	6,000	5,984	16
Contractual Services	115,008	118,666	115,592	3,074
<i>Total Expenditures</i>	<u>121,008</u>	<u>124,666</u>	<u>121,576</u>	<u>3,090</u>
<i>Excess of Revenues</i> <i>Under Expenditures</i>	(54,237)	(52,124)	(51,042)	1,082
Other Financing Sources				
Transfers In	52,229	52,229	52,229	0
<i>Net Change in Fund Balance</i>	(2,008)	105	1,187	1,082
<i>Fund Balance Beginning of Year</i>	10,773	10,773	10,773	0
Prior Year Encumbrances Appropriated	2,008	2,008	2,008	0
<i>Fund Balance End of Year</i>	<u>\$10,773</u>	<u>\$12,886</u>	<u>\$13,968</u>	<u>\$1,082</u>

City of Avon, Ohio
*Schedule of Revenues, Expenditures and Changes
in Fund Balance - Budget (Non-GAAP Basis) and Actual
ADA Parking Violations Fund
For the Year Ended December 31, 2007*

	Budgeted Amounts		Actual	Variance with Final Budget Positive (Negative)
	Original Budget	Final Budget		
Revenues	\$0	\$0	\$0	\$0
Expenditures				
Current:				
Transportation:				
ADA Parking Violations:				
Contractual Services	750	2,134	1,800	334
<i>Net Change in Fund Balance</i>	(750)	(2,134)	(1,800)	334
<i>Fund Balance Beginning of Year</i>	2,134	2,134	2,134	0
<i>Fund Balance End of Year</i>	\$1,384	\$0	\$334	\$334

City of Avon, Ohio
Schedule of Revenues, Expenditures and Changes
in Fund Balance - Budget (Non-GAAP Basis) and Actual
State Highway Fund
For the Year Ended December 31, 2007

	<u>Budgeted Amounts</u>		<u>Actual</u>	<u>Variance with Final Budget Positive (Negative)</u>
	<u>Original Budget</u>	<u>Final Budget</u>		
Revenues				
Intergovernmental	\$49,325	\$65,982	\$58,231	(\$7,751)
Interest	8,175	9,000	8,715	(285)
<i>Total Revenues</i>	<u>57,500</u>	<u>74,982</u>	<u>66,946</u>	<u>(8,036)</u>
Expenditures				
Current:				
Transportation:				
State Highway:				
Contractual Services	55,677	95,677	61,331	34,346
Capital Outlay	6,000	6,000	6,000	0
<i>Total Expenditures</i>	<u>61,677</u>	<u>101,677</u>	<u>67,331</u>	<u>34,346</u>
<i>Net Change in Fund Balance</i>	(4,177)	(26,695)	(385)	26,310
<i>Fund Balance Beginning of Year</i>	188,810	188,810	188,810	0
Prior Year Encumbrances Appropriated	11,677	11,677	11,677	0
<i>Fund Balance End of Year</i>	<u>\$196,310</u>	<u>\$173,792</u>	<u>\$200,102</u>	<u>\$26,310</u>

City of Avon, Ohio
Schedule of Revenues, Expenditures and Changes
in Fund Balance - Budget (Non-GAAP Basis) and Actual
Permissive Tax Fund
For the Year Ended December 31, 2007

	<u>Budgeted Amounts</u>		<u>Actual</u>	<u>Variance with Final Budget Positive (Negative)</u>
	<u>Original Budget</u>	<u>Final Budget</u>		
Revenues				
Intergovernmental	\$84,189	\$88,659	\$91,816	\$3,157
Interest	1,811	1,828	2,015	187
<i>Total Revenues</i>	<u>86,000</u>	<u>90,487</u>	<u>93,831</u>	<u>3,344</u>
Expenditures				
Current:				
Transportation:				
Permissive Tax:				
Contractual Services	165,000	165,000	164,592	408
Materials and Supplies	11,824	11,824	10,399	1,425
Capital Outlay	1,835	1,835	1,835	0
<i>Total Expenditures</i>	<u>178,659</u>	<u>178,659</u>	<u>176,826</u>	<u>1,833</u>
<i>Excess of Revenues Under Expenditures</i>	(92,659)	(88,172)	(82,995)	5,177
Other Financing Sources				
Transfers In	90,000	90,000	0	(90,000)
<i>Net Change in Fund Balance</i>	(2,659)	1,828	(82,995)	(84,823)
<i>Fund Balance Beginning of Year</i>	89,055	89,055	89,055	0
Prior Year Encumbrances Appropriated	3,659	3,659	3,659	0
<i>Fund Balance End of Year</i>	<u>\$90,055</u>	<u>\$94,542</u>	<u>\$9,719</u>	<u>(\$84,823)</u>

City of Avon, Ohio
Schedule of Revenues, Expenditures and Changes
in Fund Balance - Budget (Non-GAAP Basis) and Actual
Enforcement and Education Fund
For the Year Ended December 31, 2007

	Budgeted Amounts			Variance with Final Budget Positive (Negative)
	Original Budget	Final Budget	Actual	
Revenues				
Fines and Forfeitures	\$2,100	\$2,336	\$1,981	(\$355)
Miscellaneous	700	733	633	(100)
<i>Total Revenues</i>	2,800	3,069	2,614	(455)
Expenditures				
Current:				
Security of Persons and Property:				
Enforcement and Education:				
Contractual Services	5,137	5,137	4,648	489
<i>Net Change in Fund Balance</i>	(2,337)	(2,068)	(2,034)	34
<i>Fund Balance Beginning of Year</i>	4,953	4,953	4,953	0
Prior Year Encumbrances Appropriated	137	137	137	0
<i>Fund Balance End of Year</i>	<u>\$2,753</u>	<u>\$3,022</u>	<u>\$3,056</u>	<u>\$34</u>

City of Avon, Ohio
Schedule of Revenues, Expenditures and Changes
in Fund Balance - Budget (Non-GAAP Basis) and Actual
Law Enforcement Fund
For the Year Ended December 31, 2007

	Budgeted Amounts		Actual	Variance with Final Budget Positive (Negative)
	Original Budget	Final Budget		
Revenues				
Fines and Forfeitures	\$0	\$100	\$0	(\$100)
Miscellaneous	200	87,622	87,722	100
<i>Total Revenues</i>	200	87,722	87,722	0
Expenditures				
Current:				
Security of Persons and Property:				
Law Enforcement:				
Materials and Supplies	4,000	4,000	4,000	0
Contractual Services	1,500	1,500	1,500	0
<i>Total Expenditures</i>	5,500	5,500	5,500	0
<i>Net Change in Fund Balance</i>	(5,300)	82,222	82,222	0
<i>Fund Balance Beginning of Year</i>	29,847	29,847	29,847	0
<i>Fund Balance End of Year</i>	<u>\$24,547</u>	<u>\$112,069</u>	<u>\$112,069</u>	<u>\$0</u>

City of Avon, Ohio
*Schedule of Revenues, Expenditures and Changes
in Fund Balance - Budget (Non-GAAP Basis) and Actual
Police K9 Program Fund
For the Year Ended December 31, 2007*

	<u>Budgeted Amounts</u>		<u>Actual</u>	<u>Variance with Final Budget Positive (Negative)</u>
	<u>Original Budget</u>	<u>Final Budget</u>		
Revenues				
Miscellaneous	\$0	\$7,875	\$13,933	\$6,058
Expenditures	<u>0</u>	<u>0</u>	<u>0</u>	<u>0</u>
<i>Net Change in Fund Balance</i>	0	7,875	13,933	6,058
<i>Fund Balance Beginning of Year</i>	<u>0</u>	<u>0</u>	<u>0</u>	<u>0</u>
<i>Fund Balance End of Year</i>	<u>\$0</u>	<u>\$7,875</u>	<u>\$13,933</u>	<u>\$6,058</u>

City of Avon, Ohio
Schedule of Revenues, Expenditures and Changes
in Fund Balance - Budget (Non-GAAP Basis) and Actual
Police Pension Fund
For the Year Ended December 31, 2007

	<u>Budgeted Amounts</u>		<u>Actual</u>	<u>Variance with Final Budget Positive (Negative)</u>
	<u>Original Budget</u>	<u>Final Budget</u>		
Revenues				
Property Taxes	\$151,618	\$199,554	\$197,307	(\$2,247)
Intergovernmental	19,382	25,510	25,510	0
<i>Total Revenues</i>	<u>171,000</u>	<u>225,064</u>	<u>222,817</u>	<u>(2,247)</u>
Expenditures				
Current:				
Security of Persons and Property:				
Police Pension:				
Personal Services	372,500	378,436	378,436	0
Contractual Services	3,000	3,500	3,138	362
<i>Total Expenditures</i>	<u>375,500</u>	<u>381,936</u>	<u>381,574</u>	<u>362</u>
<i>Excess of Revenues</i>				
<i>Under Expenditures</i>	(204,500)	(156,872)	(158,757)	(1,885)
Other Financing Sources				
Transfers In	204,500	204,500	82,532	(121,968)
<i>Net Change in Fund Balance</i>	0	47,628	(76,225)	(123,853)
<i>Fund Balance Beginning of Year</i>	<u>76,387</u>	<u>76,387</u>	<u>76,387</u>	<u>0</u>
<i>Fund Balance End of Year</i>	<u><u>\$76,387</u></u>	<u><u>\$124,015</u></u>	<u><u>\$162</u></u>	<u><u>(\$123,853)</u></u>

City of Avon, Ohio
Schedule of Revenues, Expenditures and Changes
in Fund Balance - Budget (Non-GAAP Basis) and Actual
Mayor's Court Computer Fund
For the Year Ended December 31, 2007

	Budgeted Amounts		Actual	Variance with Final Budget Positive (Negative)
	Original Budget	Final Budget		
Revenues				
Fines and Forfeitures	\$5,000	\$9,815	\$9,990	\$175
Expenditures				
Current:				
Security of Persons and Property:				
Mayor's Court Computer:				
Capital Outlay	4,000	7,253	4,608	2,645
<i>Net Change in Fund Balance</i>	1,000	2,562	5,382	2,820
<i>Fund Balance Beginning of Year</i>	64,784	64,784	64,784	0
<i>Fund Balance End of Year</i>	<u>\$65,784</u>	<u>\$67,346</u>	<u>\$70,166</u>	<u>\$2,820</u>

City of Avon, Ohio
Schedule of Revenues, Expenditures and Changes
in Fund Balance - Budget (Non-GAAP Basis) and Actual
Avon Seniors Fund
For the Year Ended December 31, 2007

	Budgeted Amounts			Variance with Final Budget Positive (Negative)
	Original Budget	Final Budget	Actual	
Revenues				
Miscellaneous	\$2,750	\$14,712	\$3,000	(\$11,712)
Expenditures				
Current:				
Community Environment:				
Avon Seniors:				
Personal Services	67,224	68,415	65,612	2,803
Materials and Supplies	15,652	15,929	15,552	377
Contractual Services	50,616	51,513	35,806	15,707
Capital Outlay	34,902	35,520	23,675	11,845
Other	983	1,000	0	1,000
<i>Total Expenditures</i>	<u>169,377</u>	<u>172,377</u>	<u>140,645</u>	<u>31,732</u>
<i>Excess of Revenues</i>				
<i>Under Expenditures</i>	(166,627)	(157,665)	(137,645)	20,020
Other Financing Sources				
Transfers In	121,270	124,020	100,000	(24,020)
<i>Net Change in Fund Balance</i>	(45,357)	(33,645)	(37,645)	(4,000)
<i>Fund Balance Beginning of Year</i>	46,548	46,548	46,548	0
Prior Year Encumbrances Appropriated	11,962	11,962	11,962	0
<i>Fund Balance End of Year</i>	<u>\$13,153</u>	<u>\$24,865</u>	<u>\$20,865</u>	<u>(\$4,000)</u>

City of Avon, Ohio
Schedule of Revenues, Expenditures and Changes
in Fund Balance - Budget (Non-GAAP Basis) and Actual
Recreation Fund
For the Year Ended December 31, 2007

	Budgeted Amounts		Actual	Variance with Final Budget Positive (Negative)
	Original Budget	Final Budget		
Revenues				
Charges for Services	\$133,900	\$146,516	\$132,434	(\$14,082)
Expenditures				
Current:				
Leisure Time Activities:				
Recreation Department:				
Personal Services	27,320	29,421	24,042	5,379
Materials and Supplies	3,953	4,257	3,639	618
Contractual Services	16,477	17,744	12,128	5,616
Other	696	750	740	10
Total Recreation Department	48,446	52,172	40,549	11,623
Adult Volleyball:				
Materials and Supplies	1,959	2,110	1,636	474
Men's Basketball:				
Materials and Supplies	476	513	500	13
Youth Basketball:				
Materials and Supplies	24,143	26,000	23,737	2,263
Little Eagles:				
Materials and Supplies	3,714	4,000	2,351	1,649
Gymnastics:				
Materials and Supplies	61,472	66,200	66,186	14
Baton:				
Materials and Supplies	25,443	27,400	26,952	448
Little Scientist:				
Materials and Supplies	\$1,857	\$2,000	\$1,547	\$453

(continued)

City of Avon, Ohio
Schedule of Revenues, Expenditures and Changes
in Fund Balance - Budget (Non-GAAP Basis) and Actual
Recreation Fund (continued)
For the Year Ended December 31, 2007

	<u>Budgeted Amounts</u>		<u>Actual</u>	<u>Variance with Final Budget Positive (Negative)</u>
	<u>Original Budget</u>	<u>Final Budget</u>		
Youth Baseball:				
Materials and Supplies	\$6,547	\$7,050	\$7,040	\$10
Flag Football:				
Materials and Supplies	5,720	6,160	6,160	0
Safety Town:				
Materials and Supplies	2,821	3,038	2,948	90
Fishing:				
Materials and Supplies	929	1,000	1,000	0
Youth Wrestling:				
Materials and Supplies	1,114	1,200	819	381
<i>Total Expenditures</i>	<u>184,641</u>	<u>198,843</u>	<u>181,425</u>	<u>17,418</u>
<i>Excess of Revenues Under Expenditures</i>	(50,741)	(52,327)	(48,991)	3,336
Other Financing Sources				
Transfers In	<u>49,760</u>	<u>49,760</u>	<u>30,000</u>	<u>(19,760)</u>
<i>Net Change in Fund Balance</i>	(981)	(2,567)	(18,991)	(16,424)
<i>Fund Balance Beginning of Year</i>	60,124	60,124	60,124	0
Prior Year Encumbrances Appropriated	<u>983</u>	<u>983</u>	<u>983</u>	<u>0</u>
<i>Fund Balance End of Year</i>	<u><u>\$60,126</u></u>	<u><u>\$58,540</u></u>	<u><u>\$42,116</u></u>	<u><u>(\$16,424)</u></u>

City of Avon, Ohio
Schedule of Revenues, Expenditures and Changes
in Fund Balance - Budget (Non-GAAP Basis) and Actual
Park Operating Fund
For the Year Ended December 31, 2007

	<u>Budgeted Amounts</u>		<u>Actual</u>	Variance with Final Budget Positive (Negative)
	<u>Original Budget</u>	<u>Final Budget</u>		
Revenues				
Property Taxes	\$151,301	\$293,712	\$247,323	(\$46,389)
Charges for Services	1,736	2,835	2,835	0
Intergovernmental	20,709	33,812	33,812	0
Miscellaneous	4	6	6	0
<i>Total Revenues</i>	<u>173,750</u>	<u>330,365</u>	<u>283,976</u>	<u>(46,389)</u>
Expenditures				
Current:				
Leisure Time Activities:				
Park Operating:				
Personal Services	392,201	441,203	379,806	61,397
Materials and Supplies	61,755	69,471	69,235	236
Contractual Services	186,935	210,291	198,790	11,501
Capital Outlay	63,794	71,765	71,763	2
Other	45	50	50	0
<i>Total Expenditures</i>	<u>704,730</u>	<u>792,780</u>	<u>719,644</u>	<u>73,136</u>
<i>Excess of Revenues</i>				
<i>Under Expenditures</i>	(530,980)	(462,415)	(435,668)	26,747
Other Financing Sources				
Transfers In	534,505	534,505	388,000	(146,505)
<i>Net Change in Fund Balance</i>	3,525	72,090	(47,668)	(119,758)
<i>Fund Balance Beginning of Year</i>	24,208	24,208	24,208	0
Prior Year Encumbrances Appropriated	46,675	46,675	46,675	0
<i>Fund Balance End of Year</i>	<u>\$74,408</u>	<u>\$142,973</u>	<u>\$23,215</u>	<u>(\$119,758)</u>

City of Avon, Ohio
Schedule of Revenues, Expenditures and Changes
in Fund Balance - Budget (Non-GAAP Basis) and Actual
Park Development Fund
For the Year Ended December 31, 2007

	Budgeted Amounts		Actual	Variance with Final Budget Positive (Negative)
	Original Budget	Final Budget		
Revenues				
Licenses and Permits	\$132,504	\$230,552	\$195,749	(\$34,803)
Miscellaneous	124	177	177	0
<i>Total Revenues</i>	<u>132,628</u>	<u>230,729</u>	<u>195,926</u>	<u>(34,803)</u>
Expenditures				
Current:				
Leisure Time Activities:				
Park Development:				
Contractual Services	13,000	13,000	1,205	11,795
Capital Outlay	210,441	436,566	428,558	8,008
Total Leisure Time Activities	<u>223,441</u>	<u>449,566</u>	<u>429,763</u>	<u>19,803</u>
Debt Service:				
Principal Retirement	0	72,000	60,000	12,000
Interest and Fiscal Charges	0	66,838	60,980	5,858
Total Debt Service	<u>0</u>	<u>138,838</u>	<u>120,980</u>	<u>17,858</u>
<i>Total Expenditures</i>	<u>223,441</u>	<u>588,404</u>	<u>550,743</u>	<u>37,661</u>
<i>Excess of Revenues</i> <i>Under Expenditures</i>	(90,813)	(357,675)	(354,817)	2,858
Other Financing Sources				
Transfers In	47,372	47,372	47,372	0
<i>Net Change in Fund Balance</i>	(43,441)	(310,303)	(307,445)	2,858
<i>Fund Balance Beginning of Year</i>	375,086	375,086	375,086	0
Prior Year Encumbrances Appropriated	41,103	41,103	41,103	0
<i>Fund Balance End of Year</i>	<u>\$372,748</u>	<u>\$105,886</u>	<u>\$108,744</u>	<u>\$2,858</u>

City of Avon, Ohio
Schedule of Revenues, Expenditures and Changes
in Fund Balance - Budget (Non-GAAP Basis) and Actual
Community Center Fund
For the Year Ended December 31, 2007

	<u>Budgeted Amounts</u>		<u>Actual</u>	<u>Variance with Final Budget Positive (Negative)</u>
	<u>Original Budget</u>	<u>Final Budget</u>		
Revenues				
Charges for Services	\$2,500	\$3,178	\$2,555	(\$623)
Expenditures				
Current:				
Leisure Time Activities:				
Community Center:				
Personal Services	12,473	12,991	12,910	81
Materials and Supplies	857	893	660	233
Contractual Services	6,523	6,794	3,570	3,224
Other	237	247	5	242
<i>Total Expenditures</i>	<u>20,090</u>	<u>20,925</u>	<u>17,145</u>	<u>3,780</u>
<i>Excess of Revenues Under Expenditures</i>	(17,590)	(17,747)	(14,590)	3,157
Other Financing Sources				
Transfers In	16,910	16,910	16,910	0
<i>Net Change in Fund Balance</i>	(680)	(837)	2,320	3,157
<i>Fund Balance Beginning of Year</i>	6,852	6,852	6,852	0
Prior Year Encumbrances Appropriated	680	680	680	0
<i>Fund Balance End of Year</i>	<u>\$6,852</u>	<u>\$6,695</u>	<u>\$9,852</u>	<u>\$3,157</u>

City of Avon, Ohio
Schedule of Revenues, Expenditures and Changes
in Fund Balance - Budget (Non-GAAP Basis) and Actual
Living Tree Memorial Fund
For the Year Ended December 31, 2007

	Budgeted Amounts		Actual	Variance with Final Budget Positive (Negative)
	Original Budget	Final Budget		
Revenues				
Contributions and Donations	\$250	\$295	\$0	(\$295)
Expenditures				
Current:				
Leisure Time Activities:				
Living Tree Memorial:				
Contractual Services	45	45	0	45
<i>Net Change in Fund Balance</i>	205	250	0	(250)
<i>Fund Balance Beginning of Year</i>	109	109	109	0
Prior Year Encumbrances Appropriated	45	45	45	0
<i>Fund Balance End of Year</i>	\$359	\$404	\$154	(\$250)

City of Avon, Ohio
Schedule of Revenues, Expenditures and Changes
in Fund Balance - Budget (Non-GAAP Basis) and Actual
Drainage Fund
For the Year Ended December 31, 2007

	<u>Budgeted Amounts</u>		<u>Actual</u>	<u>Variance with Final Budget Positive (Negative)</u>
	<u>Original Budget</u>	<u>Final Budget</u>		
Revenues				
Miscellaneous	\$0	\$3,439	\$0	(\$3,439)
Expenditures				
Current:				
Basic Utility Services:				
Drainage:				
Materials and Supplies	<u>28,440</u>	<u>28,440</u>	<u>25,681</u>	<u>2,759</u>
<i>Excess of Revenues</i>				
<i> Under Expenditures</i>	(28,440)	(25,001)	(25,681)	(680)
Other Financing Sources				
Transfers In	<u>25,000</u>	<u>25,000</u>	<u>25,000</u>	<u>0</u>
<i>Net Change in Fund Balance</i>	(3,440)	(1)	(681)	(680)
<i>Fund Balance Beginning of Year</i>	3,864	3,864	3,864	0
Prior Year Encumbrances Appropriated	<u>3,440</u>	<u>3,440</u>	<u>3,440</u>	<u>0</u>
<i>Fund Balance End of Year</i>	<u><u>\$3,864</u></u>	<u><u>\$7,303</u></u>	<u><u>\$6,623</u></u>	<u><u>(\$680)</u></u>

City of Avon, Ohio
Schedule of Revenues, Expenditures and Changes
in Fund Balance - Budget (Non-GAAP Basis) and Actual
Cemetery Fund
For the Year Ended December 31, 2007

	<u>Budgeted Amounts</u>		<u>Actual</u>	<u>Variance with Final Budget Positive (Negative)</u>
	<u>Original Budget</u>	<u>Final Budget</u>		
Revenues	\$0	\$0	\$0	\$0
Expenditures				
Current:				
General Government:				
Cemetery:				
Materials and Supplies	<u>4,500</u>	<u>4,500</u>	<u>4,500</u>	<u>0</u>
<i>Net Change in Fund Balance</i>	(4,500)	(4,500)	(4,500)	0
<i>Fund Balance Beginning of Year</i>	<u>4,833</u>	<u>4,833</u>	<u>4,833</u>	<u>0</u>
<i>Fund Balance End of Year</i>	<u><u>\$333</u></u>	<u><u>\$333</u></u>	<u><u>\$333</u></u>	<u><u>\$0</u></u>

City of Avon, Ohio
Schedule of Revenues, Expenditures and Changes
in Fund Balance - Budget (Non-GAAP Basis) and Actual
General Obligation Bond Retirement Fund
For the Year Ended December 31, 2007

	Budgeted Amounts		Actual	Variance with Final Budget Positive (Negative)
	Original Budget	Final Budget		
Revenues				
Miscellaneous	\$12,125	\$12,125	\$12,125	\$0
Expenditures				
Debt Service:				
Principal Retirement	216,066	253,806	253,806	0
Interest and Fiscal Charges	155,125	178,809	178,809	0
<i>Total Expenditures</i>	371,191	432,615	432,615	0
<i>Excess of Revenues Under Expenditures</i>	(359,066)	(420,490)	(420,490)	0
Other Financing Sources (Uses)				
Transfers In	542,292	558,917	558,917	0
<i>Net Change in Fund Balance</i>	183,226	138,427	138,427	0
<i>Fund Balance Beginning of Year</i>	0	0	0	0
<i>Fund Balance End of Year</i>	\$183,226	\$138,427	\$138,427	\$0

City of Avon, Ohio
Schedule of Revenues, Expenditures and Changes
in Fund Balance - Budget (Non-GAAP Basis) and Actual
Library Bond Retirement Fund
For the Year Ended December 31, 2007

	Budgeted Amounts		Actual	Variance with Final Budget Positive (Negative)
	Original Budget	Final Budget		
Revenues				
Property Taxes	\$85,415	\$85,415	\$85,500	\$85
Intergovernmental	9,101	9,100	8,243	(857)
<i>Total Revenues</i>	<u>94,516</u>	<u>94,515</u>	<u>93,743</u>	<u>(772)</u>
Expenditures				
Current:				
General Government:				
Contractual Services	2,500	2,500	1,340	1,160
Debt Service:				
Principal Retirement	65,000	65,000	65,000	0
Interest and Fiscal Charges	24,006	24,006	24,006	0
Total Debt Service	<u>89,006</u>	<u>89,006</u>	<u>89,006</u>	<u>0</u>
<i>Total Expenditures</i>	<u>91,506</u>	<u>91,506</u>	<u>90,346</u>	<u>1,160</u>
<i>Net Change in Fund Balance</i>	3,010	3,009	3,397	388
<i>Fund Balance Beginning of Year</i>	<u>26,725</u>	<u>26,725</u>	<u>26,725</u>	<u>0</u>
<i>Fund Balance End of Year</i>	<u><u>\$29,735</u></u>	<u><u>\$29,734</u></u>	<u><u>\$30,122</u></u>	<u><u>\$388</u></u>

City of Avon, Ohio
Schedule of Revenues, Expenditures and Changes
in Fund Balance - Budget (Non-GAAP Basis) and Actual
Equipment Fund
For the Year Ended December 31, 2007

	<u>Budgeted Amounts</u>		<u>Actual</u>	<u>Variance with Final Budget Positive (Negative)</u>
	<u>Original Budget</u>	<u>Final Budget</u>		
Revenues				
Property Taxes	\$344,970	\$446,888	\$408,596	(\$38,292)
Intergovernmental	55,992	66,226	63,653	(2,573)
Miscellaneous	9,054	10,709	20,429	9,720
<i>Total Revenues</i>	<u>410,016</u>	<u>523,823</u>	<u>492,678</u>	<u>(31,145)</u>
Expenditures				
Capital Outlay:				
Equipment:				
Contractual Services	2,374	8,871	7,100	1,771
Capital Outlay	302,992	1,132,391	1,128,970	3,421
<i>Total Expenditures</i>	<u>305,366</u>	<u>1,141,262</u>	<u>1,136,070</u>	<u>5,192</u>
<i>Net Change in Fund Balance</i>	104,650	(617,439)	(643,392)	(25,953)
<i>Fund Balance Beginning of Year</i>	939,210	939,210	939,210	0
Prior Year Encumbrances Appropriated	38,866	38,866	38,866	0
<i>Fund Balance End of Year</i>	<u>\$1,082,726</u>	<u>\$360,637</u>	<u>\$334,684</u>	<u>(\$25,953)</u>

City of Avon, Ohio
Schedule of Revenues, Expenditures and Changes
in Fund Balance - Budget (Non-GAAP Basis) and Actual
Issue II Fund
For the Year Ended December 31, 2007

	Budgeted Amounts		Actual	Variance with Final Budget Positive (Negative)
	Original Budget	Final Budget		
Revenues	\$0	\$0	\$0	\$0
Expenditures	0	0	0	0
<i>Net Change in Fund Balance</i>	0	0	0	0
<i>Fund Balance Beginning of Year</i>	130,024	130,024	130,024	0
<i>Fund Balance End of Year</i>	<u>\$130,024</u>	<u>\$130,024</u>	<u>\$130,024</u>	<u>\$0</u>

City of Avon, Ohio
Schedule of Revenues, Expenditures and Changes
in Fund Balance - Budget (Non-GAAP Basis) and Actual
Storm Water Detention Fund
For the Year Ended December 31, 2007

	<u>Budgeted Amounts</u>		<u>Actual</u>	<u>Variance with Final Budget Positive (Negative)</u>
	<u>Original Budget</u>	<u>Final Budget</u>		
Revenues				
Charges for Services	\$50,000	\$85,506	\$450	(\$85,056)
Expenditures				
Capital Outlay:				
Storm Water Detention:				
Contractual Services	855	12,985	5,593	7,392
Capital Outlay	57,009	865,482	836,872	28,610
Other	2,192	33,271	33,271	0
<i>Total Expenditures</i>	<u>60,056</u>	<u>911,738</u>	<u>875,736</u>	<u>36,002</u>
<i>Excess of Revenues Under Expenditures</i>	<u>(10,056)</u>	<u>(826,232)</u>	<u>(875,286)</u>	<u>(49,054)</u>
Other Financing Sources (Uses)				
Transfer In	120,000	865,482	865,482	0
Transfers Out	0	(25,000)	(25,000)	0
<i>Total Other Financing Sources (Uses)</i>	<u>120,000</u>	<u>840,482</u>	<u>840,482</u>	<u>0</u>
<i>Net Change in Fund Balance</i>	109,944	14,250	(34,804)	(49,054)
<i>Fund Balance Beginning of Year</i>	40,314	40,314	40,314	0
Prior Year Encumbrances Appropriated	35,056	35,056	35,056	0
<i>Fund Balance End of Year</i>	<u>\$185,314</u>	<u>\$89,620</u>	<u>\$40,566</u>	<u>(\$49,054)</u>

City of Avon, Ohio
Schedule of Revenues, Expenditures and Changes
in Fund Balance - Budget (Non-GAAP Basis) and Actual
Safety Town Construction Fund
For the Year Ended December 31, 2007

	<u>Budgeted Amounts</u>		<u>Actual</u>	<u>Variance with Final Budget Positive (Negative)</u>
	<u>Original Budget</u>	<u>Final Budget</u>		
Revenues				
Contributions and Donations	\$0	\$2,417	\$0	(\$2,417)
Expenditures				
Capital Outlay:				
Safety Town Building:				
Capital Outlay	<u>2,417</u>	<u>2,417</u>	<u>2,382</u>	<u>35</u>
<i>Net Change in Fund Balance</i>	(2,417)	0	(2,382)	(2,382)
<i>Fund Balance Beginning of Year</i>	588	588	588	0
Prior Year Encumbrances Appropriated	<u>2,417</u>	<u>2,417</u>	<u>2,417</u>	<u>0</u>
<i>Fund Balance End of Year</i>	<u><u>\$588</u></u>	<u><u>\$3,005</u></u>	<u><u>\$623</u></u>	<u><u>(\$2,382)</u></u>

City of Avon, Ohio
Schedule of Revenues, Expenditures and Changes
in Fund Balance - Budget (Non-GAAP Basis) and Actual
Road Programs Fund
For the Year Ended December 31, 2007

	Budgeted Amounts		Actual	Variance with Final Budget Positive (Negative)
	Original Budget	Final Budget		
Revenues				
Miscellaneous	\$895	\$895	\$42,365	\$41,470
Expenditures				
Capital Outlay:				
Road Analysis Program:				
Capital Outlay	808,559	808,559	779,067	29,492
<i>Excess of Revenues</i>				
<i>Under Expenditures</i>	(807,664)	(807,664)	(736,702)	70,962
Other Financing Sources				
Transfers In	808,559	808,559	808,559	0
<i>Net Change in Fund Balance</i>	895	895	71,857	70,962
<i>Fund Balance Beginning of Year</i>	0	0	0	0
<i>Fund Balance End of Year</i>	\$895	\$895	\$71,857	\$70,962

City of Avon, Ohio
Schedule of Revenues, Expenditures and Changes
in Fund Balance - Budget (Non-GAAP Basis) and Actual
Skateboard Park Fund
For the Year Ended December 31, 2007

	Budgeted Amounts		Actual	Variance with Final Budget Positive (Negative)
	Original Budget	Final Budget		
Revenues				
Miscellaneous	\$0	\$7,602	\$0	(\$7,602)
Expenditures				
Capital Outlay:				
Skateboard Park:				
Capital Outlay	7,602	7,602	7,425	177
Other	0	177	177	0
<i>Total Expenditures</i>	<u>7,602</u>	<u>7,779</u>	<u>7,602</u>	<u>177</u>
<i>Net Change in Fund Balance</i>	(7,602)	(177)	(7,602)	(7,425)
<i>Fund Balance Beginning of Year</i>	0	0	0	0
Prior Year Encumbrances Appropriated	<u>7,602</u>	<u>7,602</u>	<u>7,602</u>	<u>0</u>
<i>Fund Balance End of Year</i>	<u><u>\$0</u></u>	<u><u>\$7,425</u></u>	<u><u>\$0</u></u>	<u><u>(\$7,425)</u></u>

City of Avon, Ohio
Schedule of Revenues, Expenditures and Changes
in Fund Balance - Budget (Non-GAAP Basis) and Actual
Road Widening Fund
For the Year Ended December 31, 2007

	<u>Budgeted Amounts</u>		<u>Actual</u>	<u>Variance with Final Budget Positive (Negative)</u>
	<u>Original Budget</u>	<u>Final Budget</u>		
Revenues				
Miscellaneous	\$0	\$54,940	\$0	(\$54,940)
Expenditures				
Capital Outlay:				
Detroit Road Culvert:				
Capital Outlay	<u>129,881</u>	<u>186,431</u>	<u>156,784</u>	<u>29,647</u>
<i>Excess of Revenues</i>				
<i>Under Expenditures</i>	(129,881)	(131,491)	(156,784)	(25,293)
Other Financing Sources				
Transfers In	<u>113,100</u>	<u>113,100</u>	<u>56,550</u>	<u>(56,550)</u>
<i>Net Change in Fund Balance</i>	(16,781)	(18,391)	(100,234)	(81,843)
<i>Fund Balance Beginning of Year</i>	76,183	76,183	76,183	0
Prior Year Encumbrances Appropriated	<u>54,940</u>	<u>54,940</u>	<u>54,940</u>	<u>0</u>
<i>Fund Balance End of Year</i>	<u>\$114,342</u>	<u>\$112,732</u>	<u>\$30,889</u>	<u>(\$81,843)</u>

City of Avon, Ohio
Schedule of Revenues, Expenditures and Changes
in Fund Balance - Budget (Non-GAAP Basis) and Actual
Schneider Court Site Development Fund
For the Year Ended December 31, 2007

	<u>Budgeted Amounts</u>		<u>Actual</u>	Variance with Final Budget Positive (Negative)
	<u>Original Budget</u>	<u>Final Budget</u>		
Revenues				
Miscellaneous	\$0	\$20,300	\$0	(\$20,300)
Expenditures				
Capital Outlay:				
Schneider Court Site:				
Capital Outlay	20,300	20,300	1,315	18,985
Other	0	60,684	60,684	0
<i>Total Expenditures</i>	<u>20,300</u>	<u>80,984</u>	<u>61,999</u>	<u>18,985</u>
<i>Net Change in Fund Balance</i>	(20,300)	(60,684)	(61,999)	(1,315)
<i>Fund Balance Beginning of Year</i>	139,349	139,349	139,349	0
Prior Year Encumbrances Appropriated	<u>20,300</u>	<u>20,300</u>	<u>20,300</u>	<u>0</u>
<i>Fund Balance End of Year</i>	<u>\$139,349</u>	<u>\$98,965</u>	<u>\$97,650</u>	<u>(\$1,315)</u>

City of Avon, Ohio
Schedule of Revenues, Expenditures and Changes
in Fund Balance - Budget (Non-GAAP Basis) and Actual
Sidewalk Programs Fund
For the Year Ended December 31, 2007

	<u>Budgeted Amounts</u>		<u>Actual</u>	<u>Variance with Final Budget Positive (Negative)</u>
	<u>Original Budget</u>	<u>Final Budget</u>		
Revenues				
Miscellaneous	\$0	\$4,317	\$0	(\$4,317)
Expenditures				
Capital Outlay:				
Capital Improvements:				
Capital Outlay	<u>4,317</u>	<u>15,055</u>	<u>6,313</u>	<u>8,742</u>
<i>Excess of Revenues Under Expenditures</i>	(4,317)	(10,738)	(6,313)	4,425
Other Financing Sources				
Transfers In	<u>6,000</u>	<u>6,000</u>	<u>6,000</u>	<u>0</u>
<i>Net Change in Fund Balance</i>	1,683	(4,738)	(313)	4,425
<i>Fund Balance Beginning of Year</i>	421	421	421	0
Prior Year Encumbrances Appropriated	<u>4,317</u>	<u>4,317</u>	<u>4,317</u>	<u>0</u>
<i>Fund Balance End of Year</i>	<u><u>\$6,421</u></u>	<u><u>\$0</u></u>	<u><u>\$4,425</u></u>	<u><u>\$4,425</u></u>

City of Avon, Ohio
Schedule of Revenues, Expenditures and Changes
in Fund Balance - Budget (Non-GAAP Basis) and Actual
Land Purchase/Our Lady of Wayside Fund
For the Year Ended December 31, 2007

	Budgeted Amounts		Actual	Variance with Final Budget Positive (Negative)
	Original Budget	Final Budget		
Revenues	\$0	\$0	\$0	\$0
Expenditures				
Debt Service:				
Principal Retirement	206,087	200,000	200,000	0
Interest and Fiscal Charges	7,913	7,679	7,679	0
<i>Total Expenditures</i>	214,000	207,679	207,679	0
<i>Excess of Revenues</i>				
<i>Under Expenditures</i>	(214,000)	(207,679)	(207,679)	0
Other Financing Sources				
Notes Issued	0	100,000	0	(100,000)
Transfers In	214,000	207,679	207,679	0
<i>Total Other Financing Sources</i>	214,000	307,679	207,679	(100,000)
<i>Net Change in Fund Balance</i>	0	100,000	0	(100,000)
<i>Fund Balance Beginning of Year</i>	0	0	0	0
<i>Fund Balance End of Year</i>	\$0	\$100,000	\$0	(\$100,000)

City of Avon, Ohio
Schedule of Revenues, Expenditures and Changes
in Fund Balance - Budget (Non-GAAP Basis) and Actual
Senior Citizen Center Fund
For the Year Ended December 31, 2007

	Budgeted Amounts		Actual	Variance with Final Budget Positive (Negative)
	Original Budget	Final Budget		
Revenues	\$0	\$0	\$0	\$0
Expenditures				
Capital Outlay:				
Senior Citizen Center:				
Capital Outlay	1,917	0	0	0
<i>Net Change in Fund Balance</i>	(1,917)	0	0	0
<i>Fund Balance Beginning of Year</i>	0	0	0	0
<i>Fund Balance (Deficit) End of Year</i>	(\$1,917)	\$0	\$0	\$0

City of Avon, Ohio
Schedule of Revenues, Expenditures and Changes
in Fund Balance - Budget (Non-GAAP Basis) and Actual
Route 83 Extension Fund
For the Year Ended December 31, 2007

	Budgeted Amounts		Actual	Variance with Final Budget Positive (Negative)
	Original Budget	Final Budget		
Revenues				
Interest	\$3,000	\$573,673	\$3,729	(\$569,944)
Expenditures				
Capital Outlay:				
Route 83 Extension:				
Capital Outlay	2,483,121	895,104	672,070	223,034
Other	2,565	2,565	2,565	0
Total Route 83 Extension:	2,485,686	897,669	674,635	223,034
Debt Service:				
Principal Retirement	0	1,500,000	1,500,000	0
Interest and Fiscal Charges	0	125,582	66,982	58,600
Total Debt Service	0	1,625,582	1,566,982	58,600
<i>Total Expenditures</i>	2,485,686	2,523,251	2,241,617	281,634
<i>Excess of Revenues</i>				
<i> Under Expenditures</i>	(2,482,686)	(1,949,578)	(2,237,888)	(288,310)
Other Financing Sources				
Notes Issued	693,990	1,100,000	1,100,000	0
Bonds Issued	693,892	1,625,581	0	(1,625,581)
OPWC Loans Issued	199,699	242,152	242,152	0
Advances In	35,000	35,000	35,000	0
<i>Total Other Financing Sources</i>	1,622,581	3,002,733	1,377,152	(1,625,581)
<i>Net Change in Fund Balance</i>	(860,105)	1,053,155	(860,736)	(1,913,891)
<i>Fund Balance Beginning of Year</i>	290,793	290,793	290,793	0
Prior Year Encumbrances Appropriated	569,943	569,943	569,943	0
<i>Fund Balance End of Year</i>	\$631	\$1,913,891	\$0	(\$1,913,891)

City of Avon, Ohio
Schedule of Revenues, Expenditures and Changes
in Fund Balance - Budget (Non-GAAP Basis) and Actual
Land Purchase - CEI/First Energy Fund
For the Year Ended December 31, 2007

	<u>Budgeted Amounts</u>		<u>Actual</u>	<u>Variance with Final Budget Positive (Negative)</u>
	<u>Original Budget</u>	<u>Final Budget</u>		
Revenues				
Miscellaneous	\$30,000	\$32,357	\$32,357	\$0
Expenditures				
Capital Outlay:				
Land Purchase:				
Capital Outlay	3,208	3,208	3,208	0
Other	5,972	5,972	5,972	0
Total Land Purchase:	9,180	9,180	9,180	0
Debt Service:				
Principal Retirement	400,820	410,000	410,000	0
Interest and Fiscal Charges	89,999	89,999	17,944	72,055
Total Debt Service	490,819	499,999	427,944	72,055
<i>Total Expenditures</i>	499,999	509,179	437,124	72,055
<i>Excess of Revenues</i>				
<i>Under Expenditures</i>	(469,999)	(476,822)	(404,767)	72,055
Other Financing Sources				
Notes Issued	235,000	410,000	410,000	0
Bonds Issued	235,000	500,000	0	(500,000)
<i>Total Other Financing Sources</i>	470,000	910,000	410,000	(500,000)
<i>Net Change in Fund Balance</i>	1	433,178	5,233	(427,945)
<i>Fund Balance Beginning of Year</i>	81,060	81,060	81,060	0
<i>Fund Balance End of Year</i>	\$81,061	\$514,238	\$86,293	(\$427,945)

City of Avon, Ohio
Schedule of Revenues, Expenditures and Changes
in Fund Balance - Budget (Non-GAAP Basis) and Actual
Bridge CEI Site/Colorado Fund
For the Year Ended December 31, 2007

	Budgeted Amounts		Actual	Variance with Final Budget Positive (Negative)
	Original Budget	Final Budget		
Revenues				
Interest	\$315	\$315	\$315	\$0
Expenditures				
Capital Outlay:				
Bridge CEI Site:				
Capital Outlay	0	1,025,831	991,692	34,139
<i>Excess of Revenues Over (Under) Expenditures</i>	315	(1,025,516)	(991,377)	34,139
Other Financing Sources				
Note Issued	56,631	900,000	900,000	0
Transfers In	8,054	128,000	128,000	0
<i>Total Other Financing Sources</i>	64,685	1,028,000	1,028,000	0
<i>Net Change in Fund Balance</i>	65,000	2,484	36,623	34,139
<i>Fund Balance Beginning of Year</i>	0	0	0	0
<i>Fund Balance End of Year</i>	\$65,000	\$2,484	\$36,623	\$34,139

City of Avon, Ohio
Schedule of Revenues, Expenditures and Changes
in Fund Balance - Budget (Non-GAAP Basis) and Actual
Post Office Project Fund
For the Year Ended December 31, 2007

	<u>Budgeted Amounts</u>		<u>Actual</u>	<u>Variance with Final Budget Positive (Negative)</u>
	<u>Original Budget</u>	<u>Final Budget</u>		
Revenues	\$0	\$0	\$0	\$0
Expenditures				
Capital Outlay:				
Post Office Project:				
Capital Outlay	<u>0</u>	<u>15,000</u>	<u>12,471</u>	<u>2,529</u>
<i>Excess of Revenues</i>				
<i>Under Expenditures</i>	0	(15,000)	(12,471)	2,529
Other Financing Sources				
Transfers In	<u>15,000</u>	<u>15,000</u>	<u>15,000</u>	<u>0</u>
<i>Net Change in Fund Balance</i>	15,000	0	2,529	2,529
<i>Fund Balance Beginning of Year</i>	<u>0</u>	<u>0</u>	<u>0</u>	<u>0</u>
<i>Fund Balance End of Year</i>	<u><u>\$15,000</u></u>	<u><u>\$0</u></u>	<u><u>\$2,529</u></u>	<u><u>\$2,529</u></u>

City of Avon, Ohio
Schedule of Revenues, Expenditures and Changes
in Fund Balance - Budget (Non-GAAP Basis) and Actual
Peak Property Purchase Fund
For the Year Ended December 31, 2007

	Budgeted Amounts		Actual	Variance with Final Budget Positive (Negative)
	Original Budget	Final Budget		
Revenues	\$0	\$0	\$0	\$0
Expenditures				
Capital Outlay:				
Peak Property Project:				
Capital Outlay	455,000	455,000	446,976	8,024
<i>Excess of Revenues</i>				
<i>Under Expenditures</i>	(455,000)	(455,000)	(446,976)	8,024
Other Financing Sources				
Transfers In	455,000	455,000	455,000	0
<i>Net Change in Fund Balance</i>	0	0	8,024	8,024
<i>Fund Balance Beginning of Year</i>	0	0	0	0
<i>Fund Balance End of Year</i>	\$0	\$0	\$8,024	\$8,024

City of Avon, Ohio
Schedule of Revenues, Expenditures and Changes
in Fund Balance - Budget (Non-GAAP Basis) and Actual
Recreation Center Construction Fund
For the Year Ended December 31, 2007

	Budgeted Amounts		Actual	Variance with Final Budget Positive (Negative)
	Original Budget	Final Budget		
Revenues	\$0	\$0	\$0	\$0
Expenditures				
Capital Outlay:				
Recreation Center Construction:				
Capital Outlay	0	90,000	85,012	4,988
<i>Excess of Revenues</i>				
<i>Under Expenditures</i>	0	(90,000)	(85,012)	4,988
Other Financing Sources				
Transfers In	150,000	90,000	90,000	0
<i>Net Change in Fund Balance</i>	150,000	0	4,988	4,988
<i>Fund Balance Beginning of Year</i>	0	0	0	0
<i>Fund Balance End of Year</i>	<u>\$150,000</u>	<u>\$0</u>	<u>\$4,988</u>	<u>\$4,988</u>

City of Avon, Ohio
Schedule of Revenues, Expenditures and Changes
in Fund Balance - Budget (Non-GAAP Basis) and Actual
North Doovey Project Fund
For the Year Ended December 31, 2007

	Budgeted Amounts		Actual	Variance with Final Budget Positive (Negative)
	Original Budget	Final Budget		
Revenues	\$0	\$0	\$0	\$0
Expenditures				
Capital Outlay:				
North Doovey:				
Capital Outlay	0	30,000	25,000	5,000
<i>Excess of Revenues</i>				
<i>Under Expenditures</i>	0	(30,000)	(25,000)	5,000
Other Financing Sources				
Transfers In	30,000	30,000	30,000	0
<i>Net Change in Fund Balance</i>	30,000	0	5,000	5,000
<i>Fund Balance Beginning of Year</i>	0	0	0	0
<i>Fund Balance End of Year</i>	\$30,000	\$0	\$5,000	\$5,000

City of Avon, Ohio
Schedule of Revenues, Expenditures and Changes
in Fund Balance - Budget (Non-GAAP Basis) and Actual
Curb Cuts Fund
For the Year Ended December 31, 2007

	Budgeted Amounts		Actual	Variance with Final Budget Positive (Negative)
	Original Budget	Final Budget		
Revenues	\$0	\$0	\$0	\$0
Expenditures				
Capital Outlay:				
Capital Improvements:				
Capital Outlay	0	21,485	21,485	0
<i>Excess of Revenues</i>				
<i> Under Expenditures</i>	0	(21,485)	(21,485)	0
Other Financing Sources (Uses)				
Transfers In	25,000	25,000	25,000	0
Transfers Out	(6,000)	(9,515)	(9,515)	0
<i>Total Other Financing Sources (Uses)</i>	19,000	15,485	15,485	0
<i>Net Change in Fund Balance</i>	19,000	(6,000)	(6,000)	0
<i>Fund Balance Beginning of Year</i>	6,000	6,000	6,000	0
<i>Fund Balance End of Year</i>	\$25,000	\$0	\$0	\$0

City of Avon, Ohio
*Schedule of Revenues, Expenditures and Changes
in Fund Balance - Budget (Non-GAAP Basis) and Actual
I-90 Interchange Study Fund
For the Year Ended December 31, 2007*

	Budgeted Amounts		Actual	Variance with Final Budget Positive (Negative)
	Original Budget	Final Budget		
Revenues	\$0	\$0	\$0	\$0
Expenditures	0	0	0	0
<i>Net Change in Fund Balance</i>	0	0	0	0
<i>Fund Balance Beginning of Year</i>	155	155	155	0
<i>Fund Balance End of Year</i>	<u>\$155</u>	<u>\$155</u>	<u>\$155</u>	<u>\$0</u>

Statistical Section

This part of the City of Avon, Ohio's comprehensive annual financial report presents detailed information as a context for understanding what the information in the financial statements, note disclosures, and required supplementary information says about the city's overall financial health.

<u>Contents</u>	<u>Page(s)</u>
Financial Trends These schedules contain trend information to help the reader understand how the city's financial performance and well-being have changed over time.	S2-S9
Revenue Capacity These schedules contain information to help the reader assess the city's most significant local revenue source, the property tax, and the municipal income tax.	S10-S20
Debt Capacity These schedules present information to help the reader assess the affordability of the city's current levels of outstanding debt and the city's ability to issue additional debt in the future.	S21-S24
Economic and Demographic Information These schedules offer economic and demographic indicators to help the reader understand the environment within which the city's financial activities take place.	S25-S27
Operating Information These schedules contain service and infrastructure data to help the reader understand how the information in the city's financial report relates to the services the city provides and the activities it performs.	S28-S35

Sources: Unless otherwise noted, the information in these schedules is derived from the comprehensive annual financial reports for the relevant year. The city implemented GASB Statement 34 in 2001; schedules presenting government-wide information include information beginning in that year.

City of Avon, Ohio
Net Assets By Component
Last Seven Years
(Accrual Basis of Accounting)

	2007	2006	2005	2004	2003	2002	2001
Governmental Activities							
Invested in Capital Assets	\$46,461,676	\$46,746,166	\$44,972,235	\$39,667,395	\$36,408,687	\$30,075,143	\$28,762,982
Restricted:							
Capital Projects	2,474,044	2,213,629	3,231,787	5,411,319	2,124,737	1,659,080	1,409,760
Debt Service	1,428,118	1,407,892	1,444,688	2,339,940	2,156,992	2,461,360	2,213,739
Fire Department	3,369,930	2,613,979	1,884,793	815,856	2,275,314	0	0
Street Construction, Maintenance and Repair	836,575	734,079	752,640	906,927	1,051,272	0	0
Park Development	263,416	418,068	705,205	536,980	630,113	0	0
Other Purposes	620,767	616,702	529,938	451,805	124,131	3,169,282	1,548,768
Unrestricted	5,855,158	6,172,097	4,138,057	3,184,867	3,988,510	2,471,842	3,649,404
<i>Total Governmental Activities</i>							
<i>Net Assets</i>	<u>61,309,684</u>	<u>60,922,612</u>	<u>57,659,343</u>	<u>53,315,089</u>	<u>48,759,756</u>	<u>39,836,707</u>	<u>37,584,653</u>
Business Type - Activities							
Invested in Capital Assets, Net of Related Debt	25,494,999	24,570,995	23,504,509	20,753,823	17,442,509	16,625,219	15,317,633
Unrestricted	<u>5,272,777</u>	<u>6,414,575</u>	<u>6,767,325</u>	<u>6,200,193</u>	<u>7,082,882</u>	<u>4,855,375</u>	<u>3,177,746</u>
<i>Total Business-Type Activities</i>							
<i>Net Assets</i>	<u>30,767,776</u>	<u>30,985,570</u>	<u>30,271,834</u>	<u>26,954,016</u>	<u>24,525,391</u>	<u>21,480,594</u>	<u>18,495,379</u>
Primary Government							
Invested in Capital Assets, Net of Related Debt	71,956,675	71,317,161	68,476,744	60,421,218	53,851,196	46,700,362	44,080,615
Restricted	8,992,850	8,004,349	8,549,051	10,462,827	8,362,559	7,289,722	5,172,267
Unrestricted	11,127,935	12,586,672	10,905,382	9,385,060	11,071,392	7,327,217	6,827,150
<i>Total Primary Government Net Assets</i>	<u><u>\$92,077,460</u></u>	<u><u>\$91,908,182</u></u>	<u><u>\$87,931,177</u></u>	<u><u>\$80,269,105</u></u>	<u><u>\$73,285,147</u></u>	<u><u>\$61,317,301</u></u>	<u><u>\$56,080,032</u></u>

City of Avon, Ohio
Changes in Net Assets
Last Seven Years
(Accrual Basis of Accounting)

	2007	2006	2005	2004	2003	2002	2001
Program Revenues							
Governmental Activities:							
Charges for Services:							
General Government	\$1,231,991	\$367,172	\$1,186,202	\$1,343,467	\$1,068,732	\$849,259	\$758,999
Security of Persons and Property	11,871	10,213	10,036	9,223	37,214	350,848	331,987
Transportation	0	50	750	530	20	2,190	0
Community Environment	555,772	1,272,496	681,953	839,327	558,460	482,531	556,469
Basic Utility Services	450	16,828	32,247	34,000	52,556	278,824	116,410
Leisure Time Activities	333,573	365,727	454,726	461,048	365,797	317,280	444,769
Subtotal - Charges for Services	<u>2,133,657</u>	<u>2,032,486</u>	<u>2,365,914</u>	<u>2,687,595</u>	<u>2,082,779</u>	<u>2,280,932</u>	<u>2,208,634</u>
Operating Grants and Contributions:							
General Government	51,326	0	0	0	0	4,498	119,890
Security of Persons and Property	101,026	0	32,081	30,565	17,148	75,756	80,319
Transportation	1,017,795	991,097	860,389	763,940	561,904	494,385	605,767
Community Environment	70,429	70,429	68,001	100,527	113,505	111,480	146,375
Basic Utility Services	0	0	0	0	0	0	30,000
Leisure Time Activities	20,246	42,815	13,893	17,982	2,784	6,000	11,069
Subtotal - Operating Grants and Contributions	<u>1,260,822</u>	<u>1,104,341</u>	<u>974,364</u>	<u>913,014</u>	<u>695,341</u>	<u>692,119</u>	<u>993,420</u>
Capital Grants and Contributions:							
General Government	0	0	22,480	0	0	0	0
Security of Persons and Property	0	0	0	22,078	60,000	0	0
Transportation	0	1,816,365	3,988,681	5,163,299	6,709,012	1,302,781	2,466,085
Community Environment	0	0	217,267	0	0	0	0
Basic Utility Services	0	0	573,019	0	209,514	1,599,316	750,874
Leisure Time Activities	0	0	0	0	80,000	94,526	0
Subtotal - Capital Grants and Contributions	<u>0</u>	<u>1,816,365</u>	<u>4,801,447</u>	<u>5,185,377</u>	<u>7,058,526</u>	<u>2,996,623</u>	<u>3,216,959</u>
<i>Total Governmental Activities Program Revenues</i>	<u>3,394,479</u>	<u>4,953,192</u>	<u>8,141,725</u>	<u>8,785,986</u>	<u>9,836,646</u>	<u>5,969,674</u>	<u>6,419,013</u>
Business-Type Activities:							
Charges for Services:							
Water	2,350,121	2,137,300	2,258,379	2,046,470	1,962,762	1,213,560	1,075,991
Sewer	1,267,601	1,143,598	1,021,487	826,192	769,285	844,518	749,367
Subtotal - Charges for Services	<u>3,617,722</u>	<u>3,280,898</u>	<u>3,279,866</u>	<u>2,872,662</u>	<u>2,732,047</u>	<u>2,058,078</u>	<u>1,825,358</u>
Capital Grants and Contributions							
Water	121,800	276,477	1,540,005	1,290,440	612,910	1,157,408	1,474,796
Sewer	242,036	406,870	2,012,709	2,243,380	2,712,519	2,747,851	1,235,838
Subtotal - Capital Grants and Contributions	<u>363,836</u>	<u>683,347</u>	<u>3,552,714</u>	<u>3,533,820</u>	<u>3,325,429</u>	<u>3,905,259</u>	<u>2,710,634</u>
<i>Total Business-Type Activities Program Revenues</i>	<u>3,981,558</u>	<u>3,964,245</u>	<u>6,832,580</u>	<u>6,406,482</u>	<u>6,057,476</u>	<u>5,963,337</u>	<u>4,535,992</u>
<i>Total Primary Government Program Revenues</i>	<u>\$7,376,037</u>	<u>\$8,917,437</u>	<u>\$14,974,305</u>	<u>\$15,192,468</u>	<u>\$15,894,122</u>	<u>\$11,933,011</u>	<u>\$10,955,005</u>

(continued)

City of Avon, Ohio
Changes in Net Assets (continued)
Last Seven Years
(Accrual Basis of Accounting)

	2007	2006	2005	2004	2003	2002	2001
Expenses							
Governmental Activities:							
General Government	\$2,269,262	\$2,739,914	\$1,919,159	\$1,935,275	\$1,695,377	\$1,510,968	\$1,191,523
Security of Persons and Property	6,789,884	5,739,141	5,462,030	4,532,738	3,932,378	4,299,769	2,471,684
Transportation	4,449,451	3,824,122	5,285,670	4,470,599	3,288,035	3,533,913	3,245,758
Community Environment	1,256,537	1,272,107	1,395,945	1,222,720	1,091,550	940,434	1,427,607
Basic Utility Services	430,858	419,887	379,953	395,185	22,007	461,515	916,029
Leisure Time Activities	829,313	1,173,141	811,918	1,052,267	1,131,505	805,698	222,207
Interest and Fiscal Charges	757,830	671,474	619,472	522,343	479,473	511,821	506,281
<i>Total Governmental Activities Expenses</i>	<u>16,783,135</u>	<u>15,839,786</u>	<u>15,874,147</u>	<u>14,131,127</u>	<u>11,640,325</u>	<u>12,064,118</u>	<u>9,981,089</u>
Business-Type Activities							
Water	2,757,452	1,505,362	2,235,003	2,630,729	1,852,642	1,643,370	1,378,699
Sewer	2,008,071	2,224,019	1,548,860	1,442,009	1,228,483	1,002,289	1,035,805
<i>Total Business-Type Activities Expenses</i>	<u>4,765,523</u>	<u>3,729,381</u>	<u>3,783,863</u>	<u>4,072,738</u>	<u>3,081,125</u>	<u>2,645,659</u>	<u>2,414,504</u>
<i>Total Primary Government Program Expenses</i>	<u>21,548,658</u>	<u>19,569,167</u>	<u>19,658,010</u>	<u>18,203,865</u>	<u>14,721,450</u>	<u>14,709,777</u>	<u>12,395,593</u>
Net (Expense)/Revenue							
Governmental Activities	(13,388,656)	(10,886,594)	(7,732,422)	(5,345,141)	(1,803,679)	(6,094,444)	(3,562,076)
Business-Type Activities	(783,965)	234,864	3,048,717	2,333,744	2,976,351	3,317,678	2,121,488
<i>Total Primary Government Net Expense</i>	<u>(\$14,172,621)</u>	<u>(\$10,651,730)</u>	<u>(\$4,683,705)</u>	<u>(\$3,011,397)</u>	<u>\$1,172,672</u>	<u>(\$2,776,766)</u>	<u>(\$1,440,588)</u>

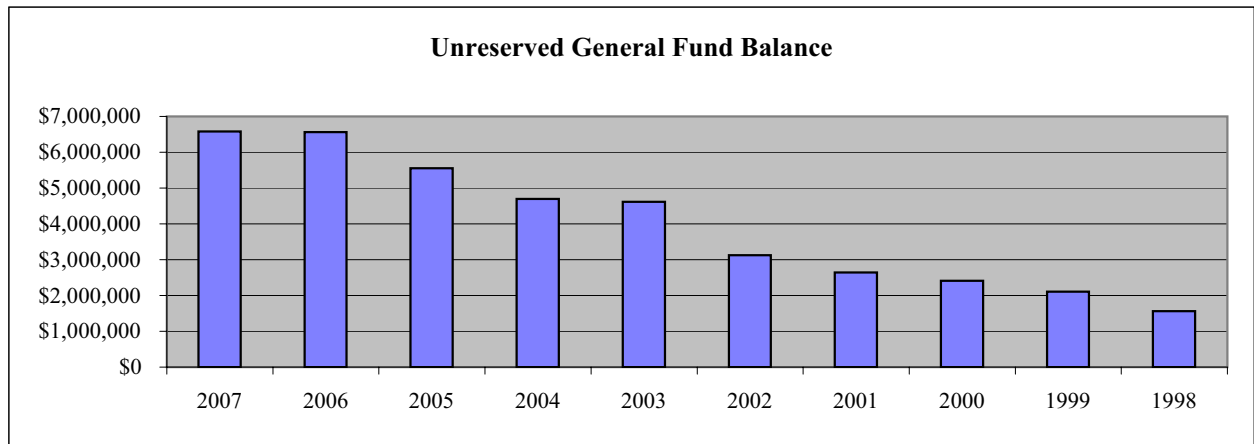
(continued)

City of Avon, Ohio
Changes in Net Assets (continued)
Last Seven Years
(Accrual Basis of Accounting)

	2007	2006	2005	2004	2003	2002	2001
General Revenues and Other Changes in Net Assets							
Governmental Activities							
Taxes:							
Property and Other Local Taxes Levied For:							
General Purposes	\$1,543,962	\$1,333,155	\$1,217,503	\$1,037,165	\$870,500	\$698,768	\$614,100
Streets	806,201	788,160	725,131	654,620	693,349	0	0
Police	464,321	461,994	431,013	391,964	0	0	0
Police Pension	201,386	173,609	153,362	0	0	0	0
Park Operating	251,185	244,487	222,397	0	0	0	0
Library Bond Retirement	86,093	98,426	85,628	0	0	0	0
Equipment	414,954	405,525	372,103	0	0	0	0
Other Purposes	0	0	0	343,569	660,143	1,133,835	991,071
Debt Service	0	0	0	79,395	83,291	84,537	90,642
Capital Projects	0	0	0	336,020	356,914	244,153	222,803
Municipal Income Taxes levied for:							
General Purposes	4,326,837	4,933,050	4,278,546	3,643,042	4,019,591	2,909,788	3,246,032
Fire Department	3,466,344	3,155,090	3,204,104	2,223,953	2,727,351	2,008,383	0
Grants and Entitlements not Restricted to							
Specific Programs	790,842	1,257,304	404,963	507,009	275,722	237,174	115,580
Investment Earnings	1,151,966	1,001,612	541,233	525,863	291,920	533,541	821,670
Gain on Sale of Capital Assets	0	0	0	0	647,650	0	0
Net Gain on the Loss of Impaired Asset	0	0	203,748	0	0	0	0
Miscellaneous	501,637	297,451	218,412	178,207	96,670	125,650	88,801
<i>Total Governmental Activities</i>	<u>14,005,728</u>	<u>14,149,863</u>	<u>12,058,143</u>	<u>9,920,807</u>	<u>10,723,101</u>	<u>7,975,829</u>	<u>6,190,699</u>
Business-Type Activities							
Investment Earnings	261,204	423,066	109,830	44,133	27,272	25,825	49,777
Miscellaneous	74,967	55,806	53,921	30,415	44,801	12,381	58,525
<i>Total Business-Type Activities</i>	<u>336,171</u>	<u>478,872</u>	<u>163,751</u>	<u>74,548</u>	<u>72,073</u>	<u>38,206</u>	<u>108,302</u>
<i>Total Primary Government General Revenues and Other Changes in Net Assets</i>	<u>14,341,899</u>	<u>14,628,735</u>	<u>12,221,894</u>	<u>9,995,355</u>	<u>10,795,174</u>	<u>8,014,035</u>	<u>6,299,001</u>
Transfers							
Governmental Activities	(230,000)	0	18,533	(20,333)	3,627	370,669	369,202
Business-Type Activities	230,000	0	(18,533)	20,333	(3,627)	(370,669)	(369,202)
Change in Net Assets							
Governmental Activities	387,072	3,263,269	4,344,254	4,555,333	8,923,049	2,252,054	2,997,825
Business-Type Activities	(217,794)	713,736	3,193,935	2,428,625	3,044,797	2,985,215	1,860,588
<i>Total Primary Government Change in Net Assets</i>	<u>\$169,278</u>	<u>\$3,977,005</u>	<u>\$7,538,189</u>	<u>\$6,983,958</u>	<u>\$11,967,846</u>	<u>\$5,237,269</u>	<u>\$4,858,413</u>

City of Avon, Ohio
Fund Balances, Governmental Funds
Last Ten Years
(Modified Accrual Basis of Accounting)

	2007	2006	2005	2004
General Fund				
Reserved	\$189,529	\$170,059	\$27,802	\$47,714
Unreserved	6,577,416	6,558,172	5,556,819	4,692,475
Total General Fund	<u>6,766,945</u>	<u>6,728,231</u>	<u>5,584,621</u>	<u>4,740,189</u>
All Other Governmental Funds				
Reserved	3,799,554	1,171,829	1,001,146	3,468,055
Unreserved, Undesignated (Deficit), Reported in:				
Special Revenue funds	3,990,801	3,579,484	3,096,126	2,266,290
Debt Service funds	531,928	371,855	369,923	1,239,564
Capital Projects funds	(347,899)	986,929	(320,766)	411,653
Total All Other Governmental Funds	<u>7,974,384</u>	<u>6,110,097</u>	<u>4,146,429</u>	<u>7,385,562</u>
Total Governmental Funds	<u><u>\$14,741,329</u></u>	<u><u>\$12,838,328</u></u>	<u><u>\$9,731,050</u></u>	<u><u>\$12,125,751</u></u>



2003	2002	2001	2000	1999	1998
\$31,677	\$67,424	\$34,075	\$48,742	\$43,104	\$26,915
4,618,368	3,123,883	2,643,086	2,754,442	2,105,548	1,565,954
4,650,045	3,191,307	2,677,161	2,803,184	2,148,652	1,592,869
2,721,875	2,379,265	491,796	209,986	101,246	278,291
3,259,084	961,578	(79,303)	1,055,992	1,000,126	560,374
304,992	325,470	136,764	(17,236)	(4,243)	198,719
914,847	40,741	1,658,345	1,387,231	762,703	643,039
7,200,798	3,707,054	2,207,602	2,635,973	1,859,832	1,680,423
\$11,850,843	\$6,898,361	\$4,884,763	\$5,439,157	\$4,008,484	\$3,273,292

City of Avon, Ohio
Changes in Fund Balances, Governmental Funds
Last Ten Years
(Modified Accrual Basis of Accounting)

	2007	2006	2005	2004
Revenues				
Property and Other Taxes	\$3,702,610	\$3,451,462	\$3,214,250	\$2,778,596
Municipal Income Taxes	7,681,269	7,688,999	7,437,862	6,434,671
Charges for Services	832,369	711,413	383,550	437,346
Licenses and Permits	1,068,752	1,268,486	1,640,246	1,913,733
Fines and Forfeitures	212,817	183,256	335,448	329,848
Intergovernmental	2,137,538	2,293,477	2,117,906	1,350,819
Special Assessments	227,188	202,342	196,332	188,089
Interest	1,151,966	1,001,612	541,233	525,863
Contributions and Donations	0	0	230	1,762
Miscellaneous	501,637	297,451	218,412	178,207
<i>Total Revenues</i>	<u>17,516,146</u>	<u>17,098,498</u>	<u>16,085,469</u>	<u>14,138,934</u>
Expenditures				
Current:				
General Government	2,169,720	2,247,763	1,830,143	1,632,580
Security of Persons and Property	6,268,041	5,513,657	5,197,175	4,257,571
Transportation	1,649,383	1,649,507	1,650,577	1,463,490
Community Environment	1,239,252	1,275,204	1,321,262	1,125,113
Basic Utility Services	22,410	24,473	19,997	26,022
Leisure Time Activities	1,134,764	1,058,069	609,671	783,976
Capital Outlay	7,163,756	3,566,729	4,853,222	4,799,799
Debt Service:				
Principal Retirement	1,205,994	575,200	524,442	404,039
Interest and Fiscal Charges	581,977	575,686	645,962	574,113
Bond Issuance Costs	0	59,145	0	0
Payment to Refunded Bond Escrow Agent	0	585	0	0
<i>Total Expenditures</i>	<u>21,435,297</u>	<u>16,546,018</u>	<u>16,652,451</u>	<u>15,066,703</u>
<i>Excess of Revenues Over (Under) Expenditures</i>	<u>(3,919,151)</u>	<u>552,480</u>	<u>(566,982)</u>	<u>(927,769)</u>
Other Financing Sources (Uses)				
Current Refunding	(1,100,000)	0	0	0
Sale of Capital Assets	0	0	0	0
Bonds Issued	0	2,675,000	0	0
Insurance Recovery	0	0	203,748	0
Refunding Notes Issued	0	0	200,000	0
Payment to Refund Notes	0	0	(2,250,000)	(3,870,000)
General Obligation Bonds Issued	0	0	0	2,614,000
Refunding Principal	0	(200,000)	0	0
Special Assessment Bonds Issued	0	0	0	0
Notes Issued	6,910,000	1,700,000	0	2,600,000
Loans Received	242,152	0	0	0
Payment to Refunded Bond Escrow Agent	0	(1,647,760)	0	(131,990)
Bond Premium	0	27,558	0	11,000
Inception of Capital Lease	0	0	0	0
Transfers In	6,912,643	6,110,550	6,125,523	7,088,602
Transfers Out	(7,142,643)	(6,110,550)	(6,106,990)	(7,108,935)
<i>Total Other Financing Sources (Uses)</i>	<u>5,822,152</u>	<u>2,554,798</u>	<u>(1,827,719)</u>	<u>1,202,677</u>
<i>Net Change in Fund Balances</i>	<u>\$1,903,001</u>	<u>\$3,107,278</u>	<u>(\$2,394,701)</u>	<u>\$274,908</u>
Debt Service as a Percentage of Noncapital Expenditures	11.5%	9.9%	11.9%	13.6%

2003	2002	2001	2000	1999	1998
\$2,671,095	\$2,161,319	\$1,884,810	\$1,671,106	\$1,598,049	\$1,210,030
6,181,819	5,148,048	2,639,125	2,321,334	1,931,461	1,802,915
516,302	660,046	440,916	384,792	259,262	243,356
1,282,688	1,301,949	1,450,399	1,159,788	1,305,564	745,385
277,121	318,937	317,319	173,153	225,127	188,972
1,270,445	1,130,957	1,396,646	1,657,023	1,174,431	1,264,970
184,848	174,939	124,577	423,358	179,288	354,190
291,920	533,541	821,670	504,273	241,127	233,579
85,775	131,651	36,000	0	0	0
96,670	125,650	88,801	118,904	134,587	114,000
<u>12,858,683</u>	<u>11,687,037</u>	<u>9,200,263</u>	<u>8,413,731</u>	<u>7,048,896</u>	<u>6,157,397</u>
1,740,913	1,463,958	1,280,668	1,052,166	990,821	998,637
3,468,294	2,661,078	2,267,977	1,939,213	1,665,211	1,613,884
1,101,163	947,671	1,032,355	923,213	882,931	718,903
920,261	910,906	884,742	731,479	577,816	477,229
22,007	33,541	25,722	54,984	21,836	20,860
705,439	775,672	1,631,866	322,900	270,963	414,757
3,827,534	4,259,083	2,712,234	1,978,321	1,271,920	956,665
361,333	351,428	357,418	338,382	308,898	251,000
495,534	510,771	520,877	525,031	345,771	373,251
0	0	0	0	0	0
0	0	0	0	0	0
<u>12,642,478</u>	<u>11,914,108</u>	<u>10,713,859</u>	<u>7,865,689</u>	<u>6,336,167</u>	<u>5,825,186</u>
<u>216,205</u>	<u>(227,071)</u>	<u>(1,513,596)</u>	<u>548,042</u>	<u>712,729</u>	<u>332,211</u>
0	0	0	0	0	0
1,097,650	0	0	0	0	0
0	0	0	0	0	0
0	0	0	0	0	0
0	0	0	0	0	0
(1,870,000)	0	0	0	0	0
1,590,000	0	0	585,000	0	0
0	0	0	0	0	0
0	0	590,000	0	0	0
3,870,000	1,870,000	0	0	0	0
45,000	0	0	0	0	0
0	0	0	0	0	0
0	0	0	0	0	0
0	0	0	0	0	142,130
5,604,836	4,748,230	4,357,479	3,168,850	2,073,540	2,333,797
<u>(5,601,209)</u>	<u>(4,377,561)</u>	<u>(3,988,277)</u>	<u>(2,871,219)</u>	<u>(2,051,077)</u>	<u>(2,201,123)</u>
<u>4,736,277</u>	<u>2,240,669</u>	<u>959,202</u>	<u>882,631</u>	<u>22,463</u>	<u>274,804</u>
<u>\$4,952,482</u>	<u>\$2,013,598</u>	<u>(\$554,394)</u>	<u>\$1,430,673</u>	<u>\$735,192</u>	<u>\$607,015</u>
30.5%	12.4%	11.0%	14.7%	12.9%	12.8%

City of Avon, Ohio
Assessed Valuation and Estimated Actual Values of Taxable Property
Last Ten Years

Collection Year	Real Property			Tangible Personal Property	
	Assessed Value		Estimated Actual Value	Public Utility	
	Residential/ Agricultural	Commercial Industrial/PU		Assessed Value	Estimated Actual Value
2007	\$534,209,880	\$167,992,780	\$2,006,293,314	\$10,155,460	\$11,540,295
2006	453,889,000	138,900,170	1,693,683,343	10,162,370	11,548,148
2005	408,693,210	115,980,310	1,499,067,200	10,714,700	12,175,795
2004	367,405,730	100,851,970	1,337,879,143	10,960,870	12,455,534
2003	305,013,530	76,136,110	1,088,998,971	10,647,860	12,099,841
2002	272,215,560	61,781,660	954,277,771	11,260,440	12,795,955
2001	246,146,260	50,871,290	848,621,571	15,157,750	17,224,716
2000	206,489,480	36,940,130	695,513,171	18,578,450	21,111,875
1999	189,544,780	29,746,730	626,547,171	18,567,900	21,099,886
1998	165,816,340	33,477,260	569,410,286	18,503,330	21,026,511

Property is assessed every year. The assessed value of real property (including public utility real property) is 35 percent of estimated true value. Personal property tax is assessed on all tangible personal property used in business in Ohio. The assessed value of public utility personal property ranges from 25 percent of true value for railroad property to 88 percent for electric transmission and distribution property. General business tangible personal property was assessed in previous years at 25 percent for machinery and equipment and 23 percent for inventories. General business tangible personal property started being phased out in 2006. For the collection year 2007, both types of general business tangible personal property were assessed at 12.5 percent. The percentage will be 6.25 percent for 2008, and zero for 2009.

The tangible personal property values associated with each year are the values that, when multiplied by the applicable rates, generated the property tax revenue billed in that year. For real property, the amounts generated by multiplying the assessed values by the applicable rates would be reduced by the 10 percent, 2 1/2 percent and homestead exemptions before being billed. Beginning in the 2006 collection year, the 10 percent rollback for commercial/industrial property has been eliminated.

Source: Lorain County, Ohio; County Auditor

<u>Tangible Personal Property</u>						
<u>General Business</u>		<u>Total</u>				
<u>Assessed Value</u>	<u>Estimated Actual Value</u>	<u>Assessed Value</u>	<u>Estimated Actual Value</u>	<u>Ratio</u>	<u>Total Direct Tax Rate</u>	<u>Weighted Average</u>
\$34,724,120	\$277,792,960	\$747,082,240	\$2,295,626,569	32.54 %	\$9.41	\$6.44
37,150,490	198,135,947	640,102,030	1,903,367,436	33.63	9.47	6.28
34,856,395	151,549,543	570,244,615	1,662,792,538	34.29	9.47	6.85
30,871,010	134,221,783	510,089,580	1,484,556,460	33.20	9.48	6.97
25,843,840	107,682,667	417,641,340	1,208,781,479	34.55	9.35	5.04
20,953,670	87,306,958	366,211,330	1,054,380,684	34.73	9.40	4.93
16,337,140	65,348,560	328,512,440	931,194,847	35.28	9.45	4.44
14,965,300	59,861,200	276,973,360	776,486,246	35.67	9.36	3.79
14,944,821	59,779,284	252,804,231	707,426,342	35.74	9.50	3.48
15,240,470	60,961,880	233,037,400	651,398,677	35.77	9.17	3.22

City of Avon, Ohio
Direct and Overlapping Property Tax Rates
(Per \$1,000 of Assessed Valuation)
Last Ten Years

	2007	2006	2005	2004	2003
Unvoted Millage					
Operating	\$2.30000	\$2.30000	\$2.30000	\$2.30000	\$2.30000
Police Pension	0.30000	0.30000	0.30000	0.30000	0.30000
<i>Total Unvoted Millage</i>	<i>2.60000</i>	<i>2.60000</i>	<i>2.60000</i>	<i>2.60000</i>	<i>2.60000</i>
Voted Millage - by levy					
1994 Bond	0.1100	0.1700	0.1700	0.1800	0.2000
2002 Fire					
General Business and Public Utility Personal	0.5000	0.5000	0.5000	0.5000	0.5000
Residential/Agricultural Real	0.3627	0.4103	0.4217	0.4349	0.4876
Commercial/Industrial and Public Utility Real	0.3300	0.3769	0.3985	0.4133	0.4724
1996 Library					
General Business and Public Utility Personal	1.2000	1.2000	1.2000	1.2000	1.2000
Residential/Agricultural Real	0.5409	0.6119	0.6289	0.6486	0.7273
Commercial/Industrial and Public Utility Real	0.6292	0.7186	0.7599	0.7879	0.9007
2003 Park					
General Business and Public Utility Personal	0.5000	0.5000	0.5000	0.5000	0.3500
Residential/Agricultural Real	0.3719	0.4207	0.4324	0.4459	0.2785
Commercial/Industrial and Public Utility Real	0.3493	0.3989	0.4218	0.4374	0.2627
1998 Parks					
General Business and Public Utility Personal	0.0000	0.0000	0.0000	0.0000	0.0000
Residential/Agricultural Real	0.0000	0.0000	0.0000	0.0000	0.0000
Commercial/Industrial and Public Utility Real	0.0000	0.0000	0.0000	0.0000	0.0000
1984 Police					
General Business and Public Utility Personal	2.0000	2.0000	2.0000	2.0000	2.0000
Residential/Agricultural Real	0.5329	0.6028	0.6195	0.6389	0.7164
Commercial/Industrial and Public Utility Real	0.8553	0.9768	1.0329	1.0711	1.2244
1997 Police					
General Business and Public Utility Personal	0.0000	0.5000	0.5000	0.5000	0.5000
Residential/Agricultural Real	0.0000	0.2630	0.2704	0.2788	0.3126
Commercial/Industrial and Public Utility Real	0.0000	0.2994	0.3166	0.3283	0.3753
2007 Police					
General Business and Public Utility Personal	0.5000	0.0000	0.0000	0.0000	0.0000
Residential/Agricultural Real	0.4963	0.0000	0.0000	0.0000	0.0000
Commercial/Industrial and Public Utility Real	0.5000	0.0000	0.0000	0.0000	0.0000
1998 Street Improvement					
General Business and Public Utility Personal	2.0000	2.0000	2.0000	2.0000	2.0000
Residential/Agricultural Real	1.1835	1.3388	1.3760	1.4191	1.5912
Commercial/Industrial and Public Utility Real	1.0486	1.1976	1.2664	1.3132	1.5012
1997 Fire					
General Business and Public Utility Personal	0.0000	0.0000	0.0000	0.0000	0.0000
Residential/Agricultural Real	0.0000	0.0000	0.0000	0.0000	0.0000
Commercial/Industrial and Public Utility Real	\$0.0000	\$0.0000	\$0.0000	\$0.0000	\$0.0000

2002	2001	2000	1999	1998
\$2.30000	\$2.30000	\$2.30000	\$2.30000	\$2.30000
0.30000	0.30000	0.30000	0.30000	0.30000
2.60000	2.60000	2.60000	2.60000	2.60000
0.2500	0.3000	0.2100	0.3500	0.3700
0.0000	0.0000	0.0000	0.0000	0.0000
0.0000	0.0000	0.0000	0.0000	0.0000
0.0000	0.0000	0.0000	0.0000	0.0000
1.2000	1.2000	1.2000	1.2000	1.2000
0.7458	0.7697	0.8521	0.8764	0.9141
0.9533	0.9201	1.1531	1.2000	1.0927
0.0000	0.0000	0.0000	0.0000	0.0000
0.0000	0.0000	0.0000	0.0000	0.0000
0.0000	0.0000	0.0000	0.0000	0.0000
0.3500	0.3500	0.3500	0.3500	0.0000
0.2855	0.2947	0.3263	0.3355	0.0000
0.2780	0.2684	0.3363	0.3500	0.0000
2.0000	2.0000	2.0000	2.0000	2.0000
0.7346	0.7582	0.8394	0.8633	0.9004
1.2959	1.2508	1.5676	1.6313	1.3378
0.5000	0.5000	0.5000	0.5000	0.5000
0.3206	0.3309	0.3663	0.3767	0.3930
0.3972	0.3834	0.4805	0.5000	0.4578
0.0000	0.0000	0.0000	0.0000	0.0000
0.0000	0.0000	0.0000	0.0000	0.0000
0.0000	0.0000	0.0000	0.0000	0.0000
2.0000	2.0000	2.0000	2.0000	2.0000
1.6316	1.6840	1.8643	1.9174	1.2357
1.5888	1.5335	1.9219	2.0000	1.6856
0.5000	0.5000	0.5000	0.5000	0.5000
0.3206	0.3309	0.3663	0.3767	0.3930
\$0.3972	\$0.3834	\$0.4805	\$0.5000	\$0.4578

(continued)

City of Avon, Ohio

Direct and Overlapping Property Tax Rates (continued)

(Per \$1,000 of Assessed Valuation)

Last Ten Years

	2007	2006	2005	2004	2003
<i>Total Voted Millage by Type of Property</i>					
General Business and Public Utility Personal	\$6.81000	\$6.87000	\$6.87000	\$6.88000	\$6.75000
Residential/Agricultural Real	3.59816	3.81750	3.91890	4.04620	4.31360
Commercial/Industrial and Public Utility Real	3.82240	4.13820	4.36610	4.53120	4.93670
<i>Total Millage by Type of Property</i>					
General Business and Public Utility Personal	9.41000	9.47000	9.47000	9.48000	9.35000
Residential/Agricultural Real	6.19816	6.41750	6.51890	6.64620	6.91360
Commercial/Industrial and Public Utility Real	6.42240	6.73820	6.96610	7.13120	7.53670
Overlapping Rates by Taxing District					
Avon Local School District					
General Business and Public Utility Personal	50.4900	43.7000	42.1000	37.2200	38.0100
Residential/Agricultural Real	33.1825	26.5292	24.9620	20.1200	20.9100
Commercial/Industrial and Public Utility Real	33.2053	26.4900	24.9555	20.1200	20.9100
Lorain County Voted Millage					
General Business and Public Utility Personal	13.3900	13.4900	13.1900	12.8900	12.8900
Residential/Agricultural Real	10.9618	12.1746	10.7597	10.1212	10.5495
Commercial/Industrial and Public Utility Real	11.9061	12.7798	12.0306	11.6676	11.9922
Special Taxing Districts (1)					
General Business and Public Utility Personal	2.4500	3.4500	3.4500	3.4500	3.4500
Residential/Agricultural Real	2.0000	2.6080	2.6148	2.6222	2.6927
Commercial/Industrial and Public Utility Real	2.0070	2.7675	2.7831	2.7967	2.8769

Source: Lorain County Auditor

Notes: The rates presented for a particular calendar year are the rates that, when applied to the assessed values presented in the Assessed Value Table, generated the property tax revenue billed in that year. The City's basic property tax rate may be increased only by a majority vote of the City's residents.

The real property tax rates for the voted levies are reduced so that inflationary increases in value do not generate additional revenue.

Overlapping rates are those of local and county governments that apply to property owners within the City.

(1) Health District, Joint Vocational School

2002	2001	2000	1999	1998
\$6.80000	\$6.85000	\$6.76000	\$6.90000	\$6.57000
4.28870	4.46840	4.82470	5.09600	4.20620
5.16040	5.03960	6.14990	6.53130	5.40170

9.40000	9.45000	9.36000	9.50000	9.17000
6.88870	7.06840	7.42470	7.69600	6.80620
7.76040	7.63960	8.74990	9.13130	8.00170

37.0500	37.7500	38.0500	37.4500	37.4500
19.9501	20.6500	20.9500	20.3501	20.3500
20.4623	20.6501	23.3885	23.4648	20.3500

12.8900	10.7900	10.7900	10.7900	10.7900
10.6199	8.1030	9.0116	9.0604	8.4461
12.0564	9.6901	10.1729	10.1461	9.7814

3.4500	3.4500	3.4500	3.4500	3.4500
2.6990	2.7047	2.8154	2.8225	2.8297
2.9046	2.8944	3.0935	3.1259	3.0801

City of Avon, Ohio
Property Tax Levies And Collections
Last Ten Years

<u>Collection Year</u>	<u>Current Tax Levy</u>	<u>Current Tax Collections</u>	<u>Percent of Current Tax Collections to Current Tax Levy</u>	<u>Delinquent Tax Collections</u>
2007	\$4,118,715	\$3,697,890	89.78%	\$127,526
2006	3,550,966	3,495,653	98.44	65,689
2005	3,216,199	3,127,969	97.26	49,128
2004	2,995,687	2,877,724	96.06	60,579
2003	2,486,377	2,431,912	97.81	56,519
2002	2,209,111	2,160,415	97.80	68,527
2001	2,015,612	1,954,837	96.98	54,316
2000	1,785,912	1,742,455	97.57	52,846
1999	1,679,130	1,618,904	96.41	38,080
1998	1,299,724	1,259,756	96.92	23,636

Source: Lorain County, Ohio; County Auditor

Note: The County does not identify delinquent collections by the year for which the tax was levied.

(1) State reimbursement of rollback and homestead exemptions are included.

<u>Total Tax Collections (1)</u>	<u>Percent of Total Tax Collections to Current Tax Levy</u>	<u>Accumulated Outstanding Delinquent Taxes</u>	<u>Percentage of Delinquent Taxes to Total Tax Levy</u>
\$3,825,416	92.88%	\$309,555	7.52%
3,561,342	100.29	121,001	3.41
3,177,097	98.78	129,729	4.03
2,938,303	98.08	137,819	4.60
2,488,431	100.08	66,901	2.69
2,228,942	100.90	62,792	2.84
2,009,153	99.68	74,869	3.71
1,795,301	100.53	60,392	3.38
1,656,984	98.68	69,858	4.16
1,283,392	98.74	45,374	3.49

City of Avon, Ohio
Principal Real Property Taxpayers
 2007 and 1998

<i>2007</i>		
Taxpayer	Real Property Assessed Valuation (1)	Percentage of Total Assessed Valuation
First Interstate Avon, LTD.	\$17,776,050	2.53 %
Henkel Consumer	10,302,580	1.47
Franciscan Communities	7,195,020	1.02
Avon Local Board	7,140,600	1.02
AERC Avon LLC	7,123,310	1.01
Timberlake Apartments	5,695,910	0.82
Cleveland Electric	5,577,650	0.79
Wal Mart Real Estate	4,755,290	0.68
Comprehensive Healthcare	4,701,630	0.67
Chester Properties Ltd	4,565,100	0.65
Total	\$74,833,140	10.66 %
Total Real Property Assessed Valuation	\$702,202,660	

<i>1998</i>		
Taxpayer	Real Property Assessed Valuation (1)	Percentage of Total Assessed Valuation
Cleveland Electric Illuminating Company	\$10,996,480	5.52 %
Manco Incorporated	6,142,370	3.08
Central Telephone	3,571,320	1.79
Columbia Gas	3,375,320	1.69
Chester Property LTD	3,243,600	1.63
Avon Oaks Country Club	1,364,390	0.68
David Kirschenbaum (Good Samaritan)	1,321,580	0.66
French Creek	1,056,790	0.54
Carnegie Residential	1,039,600	0.52
JWA Properties	1,033,420	0.52
Total	\$33,144,870	16.63 %
Total Real Property Assessed Valuation	\$199,293,600	

Source: Lorain County, Ohio; County Auditor

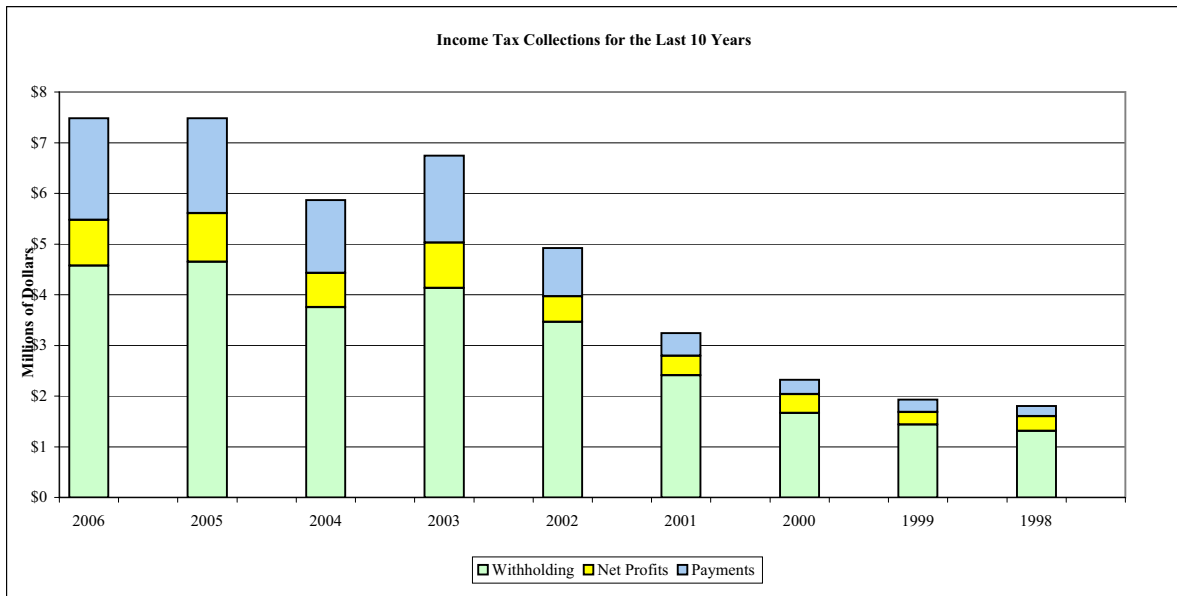
(1) The amounts presented represent the assessed values upon which 2007 and 1998 collections were based.

City of Avon, Ohio
Income Tax Revenue Base and Collections
Last Ten Years

Tax Year	Tax Rate (2)	Total Tax Collected (1)	Taxes from Withholding	Percentage of Taxes from Withholding	Taxes From Net Profits	Percentage of Taxes from Net Profits	Taxes From Individual Payments	Percentage of Taxes from Individual Payments
2007	1.50%	\$7,793,181	\$5,139,025	65.94%	\$561,016	7.20%	\$2,093,140	26.86%
2006	1.50	8,088,140	4,571,899	61.10	906,897	12.12	2,003,854	26.78
2005	1.50	7,482,650	4,650,467	62.15	960,024	12.83	1,872,159	25.02
2004	1.50	5,866,995	3,754,290	63.99	676,465	11.53	1,436,240	24.48
2003	1.50	6,746,942	4,131,827	61.24	895,994	13.28	1,719,121	25.48
2002	1.50	4,918,171	3,465,835	70.47	504,113	10.25	948,223	19.28
2001	1.00	3,246,032	2,411,802	74.30	385,304	11.87	448,926	13.83
2000	1.00	2,321,334	1,662,539	71.62	378,377	16.30	280,417	12.08
1999	1.00	1,931,461	1,437,586	74.43	245,875	12.73	248,000	12.84
1998	1.00	1,802,915	1,310,899	72.71	290,269	16.10	201,746	11.19

Source: Regional Income Tax Agency data - certain amounts may be estimates - years are tax years. Number of filers does not equal total taxpayers due to taxpayers paying city taxes through employer withholding only without filing requirement.

- (1) 2001 through 2007 are on an Accrual Basis and 1998 through 2000 are on a Modified Accrual Basis.
- (2) In November 2007, the City of Avon Electors voted to increase the City income tax by .25%. Collection will commence January 1, 2008.



City of Avon, Ohio

Income Tax Statistics

Last Six Years

Tax Year	Income Range	Number of Filers	Percent of Filers	Taxable Income	Percent of Taxable Income
2006	\$0 - 24,999	1,731	28.10 %	\$16,146,506	3.24 %
2006	25,000 - 49,999	924	15.00	34,682,455	6.96
2006	50,000 - 74,999	866	14.06	54,220,032	10.88
2006	75,000 - 99,999	761	12.35	66,550,102	13.36
2006	Over 100,000	<u>1,878</u>	30.49	<u>326,560,796</u>	65.55
	Total	<u>6,160</u>		<u>\$498,159,891</u>	
2005	\$0 - 24,999	1,666	28.43 %	\$15,728,218	3.35 %
2005	25,000 - 49,999	909	15.51	33,990,464	7.23
2005	50,000 - 74,999	882	15.05	55,326,557	11.78
2005	75,000 - 99,999	827	14.11	72,287,420	15.39
2005	Over 100,000	<u>1,577</u>	26.91	<u>292,492,967</u>	62.26
	Total	<u>5,861</u>		<u>\$469,825,626</u>	
2004	\$0 - 24,999	1,636	29.15 %	\$14,815,608	3.91 %
2004	25,000 - 49,999	900	16.03	31,741,150	8.38
2004	50,000 - 74,999	857	15.27	51,278,424	13.53
2004	75,000 - 99,999	795	14.16	66,822,259	17.63
2004	Over 100,000	<u>1,425</u>	25.39	<u>214,276,863</u>	56.55
	Total	<u>5,613</u>		<u>\$378,934,304</u>	
2003	\$0 - 24,999	1,535	29.96 %	\$14,383,257	4.33 %
2003	25,000 - 49,999	845	16.49	30,316,444	9.12
2003	50,000 - 74,999	831	16.22	49,714,424	14.95
2003	75,000 - 99,999	741	14.46	62,547,823	18.81
2003	Over 100,000	<u>1,172</u>	22.87	<u>175,541,667</u>	52.79
	Total	<u>5,124</u>		<u>\$332,503,615</u>	
2002	\$0 - 24,999	1,394	29.30 %	\$12,651,259	4.27 %
2002	25,000 - 49,999	866	18.20	30,643,037	10.35
2002	50,000 - 74,999	810	17.02	48,550,536	16.39
2002	75,000 - 99,999	677	14.23	57,253,860	19.33
2002	Over 100,000	<u>1,011</u>	21.25	<u>147,086,590</u>	49.66
	Total	<u>4,758</u>		<u>\$296,185,282</u>	
2001	\$0 - 24,999	1,265	28.06 %	\$11,227,014	4.07 %
2001	25,000 - 49,999	877	19.45	31,527,108	11.44
2001	50,000 - 74,999	820	18.19	49,029,914	17.79
2001	75,000 - 99,999	635	14.08	53,502,498	19.42
2001	Over 100,000	<u>912</u>	20.23	<u>130,255,254</u>	47.27
	Total	<u>4,509</u>		<u>\$275,541,788</u>	

Source: Regional Income Tax Agency data - certain amounts may be estimates - years are tax years. Number of filers does not equal total taxpayers due to taxpayers paying city taxes through employer withholding only without filing requirement.

As of December 31, 2007, year 2007 information has not been compiled.

City of Avon, Ohio
Ratios of Outstanding Debt by Type
Last Ten Years

Year	Governmental Activities	Percentage of Estimated Actual Taxable Value of Property (1)	Per Capita (2)	Other Governmental Activities Debt			
	General Obligation Bonds			Special Assessment Bonds	OPWC Loans	Capital Leases	Bond Anticipation Notes
2007	\$6,717,363	0.29 %	\$585.85	\$2,866,244	\$242,044	\$0	\$6,910,000
2006	7,096,708	0.37	\$618.93	3,073,713	13,500	0	1,700,000
2005	6,412,213	0.39	\$559.24	3,263,227	22,500	0	2,873,650
2004	6,565,767	0.44	\$572.63	3,596,389	56,540	0	3,805,000
2003	4,283,189	0.35	\$377.27	3,777,810	90,580	0	3,870,000
2002	2,842,209	0.27	\$250.35	3,955,990	79,713	0	5,300,000
2001	2,984,471	0.32	\$262.88	4,130,929	113,940	0	2,301,000
2000	3,123,320	0.40	\$275.11	3,683,479	148,167	41,792	2,151,000
1999	3,251,539	0.46	\$443.17	3,226,660	182,394	89,547	1,480,000
1998	3,177,290	0.49	\$433.05	2,550,309	216,621	134,817	N/A

Business-Type Activities

Year	General Obligation Bonds	Avon Lake Debt	Bond Anticipation Notes	OWDA Loans	Total Debt (3)	Percentage of Personal Income (2)	Per Capita (2)
2007	\$291,378	\$776,103	730,000	\$657,830	\$19,190,962	5.92 %	\$1,674
2006	342,096	863,621	0	767,198	13,856,836	4.27	1,209
2005	397,014	946,533	991,350	872,356	15,778,843	4.87	1,379
2004	447,732	1,024,120	1,470,000	973,532	17,939,080	5.53	1,580
2003	504,000	1,099,312	1,400,000	1,071,526	16,096,417	4.96	1,418
2002	541,800	1,169,941	0	1,165,371	15,055,024	4.64	2,052
2001	579,600	1,236,731	0	1,255,837	12,602,508	3.89	1,718
2000	613,200	1,305,504	0	1,343,099	12,409,561	3.83	1,093
1999	646,800	1,391,967	0	1,427,323	11,696,230	N/A	1,594
1998	680,400	1,448,777	1,040,000	1,508,077	10,756,291	N/A	1,466

Source: Details regarding the City's outstanding debt can be found in the notes to the financial statements.

(1) See S10-11 for taxable property value data.

(2) See S26 for population and personal income data.

(3) Includes general bonded debt, other governmental debt and business-type activities debt.

City of Avon, Ohio

Legal Debt Margin

Last Ten Years

	2007	2006	2005	2004
Total Assessed Property Value	\$747,082,240	\$640,102,030	\$570,244,615	\$510,089,580
General Bonded Debt Outstanding:				
General Obligation Notes/Bonds	\$6,780,967	\$7,165,884	\$6,286,816	\$6,565,767
General Obligation Revenue Notes/Bonds	310,800	365,400	424,200	456,000
Special Assessment Bonds	2,866,244	3,073,713	3,263,227	3,596,389
Bond Anticipation Notes	6,910,000	2,110,000	2,873,650	3,805,000
Bond Anticipation Notes Enterprise	1,530,000	1,150,000	991,350	1,470,000
OPWC Loans	242,044	13,500	22,500	56,540
OWDA Loans	657,830	767,198	872,356	974,117
Contractual Debt Obligation	776,103	863,621	946,533	1,024,845
Total Gross Indebtedness	20,073,988	15,509,316	15,680,632	17,948,658
Less:				
General Obligation Revenue Notes/Bonds	(310,800)	(365,400)	(424,200)	(456,000)
Special Assessment Bonds	(2,866,244)	(3,073,713)	(3,406,724)	(3,596,389)
Bond Anticipation Notes Enterprise	(1,530,000)	(1,150,000)	(991,350)	(1,470,000)
OWDA Loans	(657,830)	(767,198)	(872,356)	(974,117)
Contractual Debt Obligation	(776,103)	(863,621)	(946,533)	(1,024,120)
General Obligation Bond Retirement Fund Balance	(168,549)	(26,725)	(23,992)	(95,356)
Total Net Debt Applicable to Debt Limit	13,764,462	9,262,659	9,015,477	10,332,676
Overall Legal Debt Limit (10 ½ % of Assessed Valuation)	78,443,635	67,210,713	59,875,685	53,559,406
Legal Debt Margin Within 10 ½ % Limitations	\$64,679,173	\$57,948,054	\$50,860,208	\$43,226,730
Legal Debt Margin as a Percentage of the Debt Limit	82.45%	86.22%	84.94%	80.71%
Unvoted Debt Limitation 5 ½ % of Assessed Valuation	\$41,089,523	\$35,205,612	\$31,363,454	\$28,054,927
Total Gross Indebtedness	20,073,988	15,509,316	15,680,632	17,948,658
Less:				
General Obligation Revenue Notes/Bonds	(310,800)	(365,400)	(424,200)	(456,000)
Special Assessment Bonds	(2,866,244)	(3,073,713)	(3,406,724)	(3,596,389)
Bond Anticipation Notes Enterprise	(1,530,000)	(1,150,000)	(991,350)	(1,470,000)
OWDA Loans	(657,830)	(767,198)	(872,356)	(974,117)
Contractual Debt Obligation	(776,103)	(863,621)	(946,533)	(1,024,845)
General Obligation Bond Retirement Fund Balance	(168,549)	(26,725)	(23,992)	(95,356)
Net Debt Within 5 ½ % Limitations	13,764,462	9,262,659	9,015,477	10,331,951
Unvoted Legal Debt Margin Within 5 ½ % Limitations	\$27,325,061	\$25,942,953	\$22,347,977	\$17,722,976
Unvoted legal Debt Margin as a Percentage of the Unvoted Debt Limitation	66.50%	73.69%	71.25%	63.17%

Source: City Financial Records and Prior Year CAFR'S.

* These numbers are based on the Net Debt. This reflects only debt that is supported through real estate value.

2003	2002	2001	2000	1999	1998
<u>\$417,641,340</u>	<u>\$366,211,330</u>	<u>\$328,512,440</u>	<u>\$276,973,360</u>	<u>\$252,804,231</u>	<u>\$233,037,400</u>
\$4,283,189	\$2,842,209	\$2,984,471	\$3,123,320	\$3,251,539	\$3,177,290
504,000	541,800	579,600	613,200	646,800	680,400
3,777,810	3,955,990	4,130,929	3,683,479	3,226,660	2,550,309
3,870,000	5,300,000	2,301,000	2,151,000	1,480,000	0
1,400,000	0	0	0	0	1,040,000
90,580	79,713	113,940	148,167	182,394	216,621
1,071,526	1,165,371	1,255,837	1,343,099	1,427,323	1,508,077
1,099,312	1,169,941	1,236,731	1,305,504	1,391,967	1,448,777
16,096,417	15,055,024	12,602,508	12,367,769	11,606,683	10,621,474
(504,000)	(541,800)	(579,600)	(613,200)	(646,800)	(680,400)
(3,777,810)	(3,955,990)	(4,130,929)	(3,683,479)	(3,226,660)	(2,550,309)
(1,400,000)	0	0	0	(1,390,000)	(1,040,000)
(1,071,526)	(1,165,371)	(1,255,837)	(1,343,099)	(1,427,323)	(1,508,077)
(1,099,312)	(1,169,941)	(1,236,731)	(1,305,504)	(1,391,967)	(1,448,777)
0	(8,543)	(22,379)	(17,855)	(35,467)	(168,479)
8,243,769	8,213,379	5,377,032	5,404,632	3,488,466	3,225,432
43,852,341	38,452,190	34,493,806	29,082,203	26,544,444	24,468,927
<u>\$35,608,572</u>	<u>\$30,238,811</u>	<u>\$29,116,774</u>	<u>\$23,677,571</u>	<u>\$23,055,978</u>	<u>\$21,243,495</u>
81.20%	78.64%	84.41%	81.42%	86.86%	86.82%
\$22,970,274	\$20,141,623	\$18,068,184	\$15,233,535	\$13,904,233	\$12,817,057
16,096,417	15,055,024	12,602,508	12,367,769	11,606,683	10,621,474
(504,000)	(541,800)	(579,600)	(613,200)	(646,800)	(680,400)
(3,777,810)	(3,955,990)	(4,130,929)	(3,683,479)	(3,226,660)	(2,550,309)
(1,400,000)	0	0	0	(1,390,000)	(1,040,000)
(1,071,526)	(1,165,371)	(1,255,837)	(1,343,099)	(1,427,323)	(1,508,077)
(1,099,312)	(1,169,941)	(1,236,731)	(1,305,504)	(1,391,967)	(1,448,777)
0	(8,543)	(22,379)	(17,855)	(35,467)	(168,479)
8,243,769	8,213,379	5,377,032	5,404,632	3,488,466	3,225,432
<u>\$14,726,505</u>	<u>\$11,928,244</u>	<u>\$12,691,152</u>	<u>\$9,828,903</u>	<u>\$10,415,767</u>	<u>\$9,591,625</u>
64.11%	59.22%	70.24%	64.52%	74.91%	74.83%

City of Avon, Ohio
Pledged Revenue Coverage - Sewer Fund
Last Nine Years (3)

Year	Sewer Operating Revenues (1)	Less: Operating Expenses (2)	Net Available Revenue	Debt Service (3)		Coverage
				Principal	Interest	
2007	\$1,405,083	\$1,496,430	(\$91,347)	\$109,368	\$31,839	(\$0.65)
2006	1,396,730	1,028,961	367,769	105,158	33,908	2.64
2005	1,098,603	1,007,297	91,306	101,176	37,665	0.66
2004	855,744	921,824	(66,080)	97,409	32,166	(0.51)
2003	788,956	883,600	(94,644)	93,845	45,977	(0.68)
2002	860,163	702,846	157,317	90,466	50,741	1.11
2001	777,044	744,148	32,896	87,262	53,944	0.23
2000	1,088,744	763,511	325,233	84,224	56,982	2.30
1999	1,453,729	1,193,279	260,450	80,754	60,451	1.84

(1) Revenues include interest and operating grants.

(2) Operating expenses do not include depreciation.

(3) Information prior to 1999 is not available.

Source: City Financial Records

City of Avon, Ohio
Computation of Direct and Overlapping Governmental Activities Debt
December 31, 2007

Jurisdiction	Governmental Activities Debt Outstanding	Percentage Applicable to City (1)	Amount Applicable to the City of Avon
Direct - City of Avon			
General Obligation Bonds	\$6,717,363	100.00%	\$6,717,363
Special Assessment Bonds	2,866,244	100.00%	2,866,244
OPWC Loans	242,044	100.00%	242,044
<i>Total Direct Debt</i>	<u>9,825,651</u>		<u>9,825,651</u>
Overlapping			
Avon Local School District			
General Obligation Bonds	43,369,715	100.00%	43,369,715
Lorain County			
General Obligation Bonds	<u>30,720,000</u>	13.92%	<u>4,276,941</u>
<i>Total Overlapping Debt</i>	<u>74,089,715</u>		<u>47,646,656</u>
Total	<u><u>\$83,915,366</u></u>		<u><u>\$57,472,307</u></u>

Source: Lorain County, Ohio; County Auditor

(1) Percentages were determined by dividing each overlapping subdivision's assessed valuation within the City by its total assessed valuation.

City of Avon, Ohio
Demographic and Economic Statistics
Last Eight Years

<u>Year</u>	<u>Population (1)</u>	<u>Total Personal Income (5)</u>	<u>Personal Income Per Capita</u>	<u>Median Household Income (1)</u>	<u>Median Age (1)</u>
2007	11,466	\$324,877,644	\$28,334	\$66,747	38
2006	11,466	324,877,644	28,334	66,747	38
2005	11,466	324,877,644	28,334	66,747	38
2004	11,466	324,877,644	28,334	66,747	38
2003	11,353	321,675,902	28,334	66,747	38
2002	11,353	321,675,902	28,334	66,747	38
2001	11,353	321,675,902	28,334	66,747	38
2000	11,353	321,675,902	28,334	66,747	38

(1) Source: U. S. Census

(a) Years 2000 through 2007 - 2000 Federal Census

(2) Source: Ohio Department of Education Website: "<http://www.ode.state.oh.us/data/>"

(3) Ohio Department of Job and Family Services

(4) Source: Lorain County Auditor

(5) Computation of per capita personal income multiplied by population

1998 and 1999 Information is not available

Educational Attainment: Bachelor's Degree or Higher (1)	School Enrollment (2)	Lorain County Unemployment Rate (3)	Average Sales Price of Residential Property (4)	Total Assessed Property Value (4)
32.3%	3,128	6.2%	\$239,730	\$747,082,240
32.3	2,988	5.5	213,590	640,102,030
32.3	2,962	5.8	213,590	570,244,615
32.3	2,699	6.3	213,590	510,089,580
32.3	2,474	6.6	121,510	417,641,340
32.3	2,266	6.3	N/A	366,211,330
32.3	1,921	5.8	N/A	328,512,440
32.3	1,747	5.4	N/A	276,973,360

City of Avon, Ohio
Principal Employers
 2007 and 1998

2007

Employer	Employees	Percentage of Total City Employment
Henkel	473	3.60%
Willoway Nurseries	450	3.42
Our Lady of the Wayside	345	2.62
Avon Board of Education	334	2.54
Walmart	230	1.75
A.J. Rose Manufacturing Company	218	1.66
City of Avon	160	1.22
Good Samaritan Nursing Home	160	1.22
Avon Oaks Nursing Home	154	1.17
Costco	150	1.13
Total	2,674	20.33%
Total Employment within the City	13,153	

1998

Employer	Employees
Manco Tape Incorporated	300
Good Samaritan Nursing Home	260
Our Lady of the Wayside Nursing Home	170
Willoway Nurseries	140
Avon Local School District	140
Avon Oaks Nursing Home	130
A.J. Rose Manufacturing Company	130
Avon Bearings	120
Parker Hannifin Corporation	115
Xerxes Corporation	109
Total	1,614
Total Employment within the City	n/a

Source: Number of employees obtained from the W2's
 from our Tax Department

n/a - Information not available

City of Avon, Ohio
Full-Time Equivalent City Government Employees by Function/Program
Last Five Years (1)

Function/Program	2007	2006	2005	2004	2003
General Government					
Council	5.00	4.00	4.00	4.00	4.00
Finance	4.00	4.00	4.00	4.00	3.50
Finance Director	1.00	1.00	1.00	1.00	1.00
Law	1.50	0.50	0.50	0.50	0.50
Administration	2.00	2.00	2.00	2.00	2.00
Planning	4.50	4.50	4.50	4.00	3.50
Civil Service	1.50	1.50	0.00	1.50	1.50
Court	0.50	0.50	0.50	0.50	0.50
Zoning	3.50	3.50	3.50	3.50	3.50
Security of Persons and Property					
Police	30.00	28.00	26.00	24.00	22.00
Police - Dispatchers/Office/Other	8.00	6.00	6.00	6.00	5.00
Safety Director	0.50	0.50	0.50	0.50	0.50
Fire	28.00	25.50	24.50	22.00	22.00
Fire - Dispatchers/Office/Other	1.00	1.00	1.00	1.00	1.00
Leisure Time Activities					
Recreation and Parks	9.00	7.50	7.50	6.50	5.00
Community Development					
Building	8.50	10.00	10.00	10.50	10.00
Transportation					
Service/Street M&R	12.50	12.00	12.00	12.00	12.00
Basic Utility Services					
Water and Sewer	10.50	11.50	11.50	11.50	11.00
Totals:	<u>131.50</u>	<u>123.50</u>	<u>119.00</u>	<u>115.00</u>	<u>108.50</u>

Source: City of Avon, Ohio Payroll Department W2 Audit Listing

Method: Using 1.0 for each full-time employee and 0.50 for each part-time and seasonal employee on staff as of December 31st.
 Some employees work in two different departments.

(1) Data prior to 2003 is not available.

City of Avon, Ohio
Operating Indicators by Function/Program
Last Ten Years (1)

Function/Program	2007	2006	2005	2004
Date of Incorporation as a Village	1917			
Date of Incorporation as a City	1961			
General Government				
<i>Council and Clerk</i>				
Number of Ordinances Passed	142	151	175	197
Number of Resolutions Passed	41	31	23	39
<i>Planning Commission/Zoning Board of Appeals</i>				
Number of Planning Commission docket items	149	105	183	204
Zoning Board of Appeals docket items	29	37	41	60
<i>Finance Department</i>				
Amount of checks written	\$32,987,641	\$37,732,774	\$28,632,549	\$27,249,268
Interest earnings for fiscal year (cash basis)	\$1,181,222	\$1,177,582	\$428,468	\$214,154
Number of Receipts issued	3,704	4,090	6,543	6,665
Number of Budget Adjustments issued	51	31	35	41
Agency Ratings - Moody's Financial Services	Aa2	Aa2	Aa2	Aa2
General Fund Receipts (cash basis in thousands)	\$9,728	\$7,800	\$9,400	\$6,600
General Fund Expenditures (cash basis in thousands)	\$3,334	\$8,600	\$8,100	\$7,400
General Fund Cash Balances including Income Tax (in thousands)	\$5,668	\$5,450	\$4,600	\$3,700
<i>Income Tax Department</i>				
Number of Annual withholding forms processed	10,697	10,357	9,727	8,931
Number of Business net profit forms processed	1,437	1,272	1,405	1,072
Number of Individual forms processed	8,205	7,346	7,186	6,698
Amount of Penalties and Interest Collected	\$61,456	\$60,813	\$41,506	\$43,662
Annual number of balance due/estimated payment forms processed	9,926	9,048	8,742	8,212
Annual number of reconciliations of withholdings processed	1,124	1,529	1,315	1,532
<i>Engineer Contracted Services</i>				
Dollar amount of Construction overseen by Engineer	\$4,880,288	\$3,997,969	\$8,139,674	\$8,754,750
<i>Mayor's Court</i>				
Number of Traffic cases	2,079	1,508	1,617	1,572
Number of Criminal cases	82	77	92	182
<i>Civil Service</i>				
Number of police entry tests administered	0	1	0	1
Number of fire entry tests administered	0	1	0	1
Number of police promotional tests administered	0	2	2	2
Number of fire promotional tests administered	0	2	2	1
Number of hires of Police Officers from certified lists	2	5	1	3
Number of hires of Fire/Medics from certified lists	1	4	2	1
Number of promotions from police certified lists	0	2	4	4
Number of promotions from fire certified lists	2	9	2	1
<i>Building Department Indicators</i>				
Single Family Permits Issued	179	222	350	402
Commercial Permits Issued	249	183	316	260
Estimated Value of Construction	\$84,863,809	\$81,389,840	\$123,988,313	\$194,077,164
Number of permits issued (all types)	1,269	2,085	2,311	2,471
Amount of Revenue generated from permits	\$1,478,453	\$1,225,686	\$1,158,571	\$31,397,505
Number of contract registrations issued	1,086	1,096	1,170	1,075

2003	2002	2001	2000	1999	1998
265	180	175	193	191	203
46	46	33	46	52	48
238	240	219	220	281	171
57	50	43	45	60	58
\$23,041,609	\$0	n/a	n/a	n/a	n/a
\$140,428	\$188,577	\$404,313	\$395,751	\$182,060	\$144,371
6,111	n/a	n/a	n/a	n/a	n/a
42	27	27	16	12	14
Aa2	Aa3	Aa3	A1	A1	A1
\$7,800	\$6,700	\$5,700	\$4,600	\$3,800	\$4,000
\$7,500	\$6,000	\$5,600	\$4,700	\$3,900	\$4,000
\$3,500	\$2,200	\$2,200	\$2,000	\$1,600	\$1,100
7,546	6,871	6,490	n/a	n/a	n/a
741	845	901	n/a	n/a	n/a
6,333	5,468	5,415	n/a	n/a	n/a
\$23,549	\$16,790	\$13,453	n/a	n/a	n/a
8,020	5,320	2,006	n/a	n/a	n/a
693	1,248	391	n/a	n/a	n/a
\$8,264,517	\$9,528,967	\$6,268,915	\$7,755,220	\$8,249,283	\$6,023,969
1,149	1,283	1,756	1,310	1,839	1,838
171	148	138	113	161	163
0	1	0	1	0	1
0	0	1	1	0	0
0	0	0	0	1	0
3	2	0	0	0	0
0	0	1	5	3	0
0	0	5	5	0	0
3	n/a	n/a	n/a	n/a	n/a
1	n/a	n/a	n/a	n/a	n/a
397	397	321	300	295	204
248	161	256	209	274	229
\$123,628,234	\$118,276,888	\$177,630,180	\$117,518,188	\$122,901,870	\$88,245,272
2,477	1,611	1,622	1,188	1,295	1,117
\$877,982	\$941,744	\$1,060,934	\$878,119	\$841,980	\$496,584
1,377	1,448	1,025	1,208	1,243	1,176

(continued)

City of Avon, Ohio
Operating Indicators by Function/Program (continued)
Last Ten Years (1)

Function/Program	2007	2006	2005	2004
Security of Persons and Property				
<i>Police</i>				
Total Calls for Services	25,812	25,995	20,992	18,640
Number of traffic citations issued	2,371	1,240	2,361	2,012
Number of parking citations issued	637	392	58	53
Number of criminal arrests	638	622	608	461
Number of accident reports completed	545	544	555	526
Part I Offenses (major offenses)	385	232	262	254
DUI Arrests	97	193	184	138
Prisoners	484	523	480	336
Prisoner meal costs	60	350	\$90	\$170
Motor Vehicle Accidents	545	544	555	526
Property damage accidents	422	415	428	377
Fatalities from Motor Vehicle Accidents	1	1	1	0
Gasoline costs of fleet	\$62,186	\$52,814	\$45,365	\$28,552
<i>Fire</i>				
EMS Calls	1,413	1,341	1,204	1,073
Ambulance Billing Collections (net)	\$0	\$337,213	\$29,521	\$67,112
Fire Calls	460	466	440	371
Fires with Loss	15	40	32	17
Fires with Losses exceeding \$10K	4	5	8	4
Fire Losses	\$319,400	\$328,830	\$916,625	\$793,020
Fire Safety Inspections	619	454	415	532
Number of times Mutual Aid given to Fire and EMS	8	24	4	10
Number of times Mutual Aid received for Fire and EMS	4	22	11	13
Leisure Time Activities				
<i>Recreation</i>				
Recreation Men's and Women's Leagues receipts	\$1,435	\$6,330	\$3,619	\$8,341
Recreation Youth Activities receipts	\$125,794	\$119,491	\$89,347	\$68,881
Transportation				
Street Improvements - asphalt overlay (linear feet)	4,000	9,434	23,420	19,130
Crackseal Coating Program (Miles)	25	40	30	30
Street Repair (Curbs, aprons, berms, asphalt) (hours)	160	120	150	180
Guardrail Repair (hours)	40	60	40	40
Paint Striping (hours)	400	400	80	80
Cold Patch (hours)	420	360	150	150
Snow & Ice Removal overtime hours	350	312	349	523
Tons of snow melting salt purchased (Nov-May - winter season)	4,056	4,000	3,900	3,911
Cost of salt purchased	\$182,556	\$132,345	\$119,965	\$104,855
Water Department				
Water Rates per 1st 6,000 gallons of water used (per thousand)	\$2.33	\$2.33	\$2.33	\$2.33
Average gallons of water billed monthly (in thousands)	78,635	101,087	40,400	47,500
Total Water Collections Annually (Including P&I) (in thousands)	\$1,847	\$1,591	\$1,600	\$1,300
Wastewater Department				
Sewer Rates per 1,000 gallons of water used	\$4.23	\$4.01	\$4.01	\$4.01
Average gallons of sewer billed monthly (in thousands)	39,081	67,864	26,400	27,600
Total Sewer Collections Annually (Including penalties and interest) (in thousands)	\$1,048	\$950	\$900	\$750
Total North Ridgeville Sewer Collections Annually (in thousands)	\$1,037	\$967	\$900	\$750

(1) Information for some years is not available

2003	2002	2001	2000	1999	1998
18,151	18,259	19,573	17,379	18,466	18,132
1,451	1,703	n/a	n/a	n/a	n/a
64	69	23	37	n/a	n/a
391	542	n/a	n/a	n/a	n/a
461	393	455	430	309	369
263	261	208	196	n/a	n/a
90	179	107	72	n/a	n/a
257	406	130	n/a	n/a	n/a
\$80	\$90	n/a	n/a	n/a	n/a
461	393	455	430	309	390
359	n/a	n/a	n/a	n/a	n/a
4	n/a	n/a	n/a	n/a	n/a
\$29,335	\$24,867	\$27,411	n/a	n/a	n/a
1,022	818	661	529	463	460
\$83,403	\$181,397	\$213,553	\$253,168	\$76,376	n/a
309	244	263	218	191	198
25	20	28	27	23	21
3	6	4	3	5	6
\$298,150	\$370,400	\$181,750	\$164,510	\$771,380	\$373,349
461	356	303	206	n/a	n/a
16	1	4	1	n/a	n/a
15	8	2	0	n/a	n/a
\$3,200	n/a	n/a	n/a	n/a	n/a
\$22,830	n/a	n/a	n/a	n/a	n/a
11,500	14,050	30,500	15,200	29,300	14,500
30	30	25	40	30	30
200	200	200	200	200	250
40	40	40	40	0	0
80	80	80	80	80	80
150	175	175	180	180	220
326	668	521	525	532	n/a
4,111	1,825	3,789	2,287	1,932	n/a
\$111,533	\$55,734	\$83,640	\$57,002	\$80,058	n/a
\$2.33	\$2.33	\$2.33	\$2.33	\$2.33	\$2.33
43,800	46,100	39,500	32,400	33,500	30,100
\$1,200	\$1,100	\$900	\$900	\$900	\$800
\$4.01	\$4.01	\$4.01	\$4.01	\$4.01	\$4.01
24,300	23,800	20,900	17,300	16,500	15,300
\$700	\$650	\$600	\$500	\$500	\$700
\$700	\$600	\$450	\$400	\$400	\$300

City of Avon, Ohio
Capital Assets Statistics by Function/Program
Last Ten Years

Function/Program	2007	2006	2005	2004
General Government				
Inspection Vehicles	9	9	9	8
Security of Persons and Property				
Police				
Stations	1	1	1	1
Vehicles	27	27	24	18
Fire				
Stations	1	1	1	1
Vehicles	16	16	15	15
Leisure Time Activities				
Recreation				
Number of Parks	6	6	6	6
Number of Ice Rinks	1	3	3	3
Number of Skateboarding Areas	1	1	1	1
Number of Baseball Diamonds	11	11	11	11
Number of Tot Lots	3	3	3	3
Number of Soccer Fields	14	10	10	10
Vehicles	6	5	5	4
Transportation				
Service				
Buildings	1	1	1	1
Service Vehicles	16	16	14	12
Streets (miles)	120.00	120.00	120.00	94.18
Water and Sewer				
Buildings	9	9	9	8
Water Lines (miles)	108.38	106.5	106.50	101.00
Sanitary Sewers (miles)	89.06	84.5	84.50	79.00
Vehicles	9	8	8	6

2003	2002	2001	2000	1999	1998
8	5	5	4	4	4
1	1	1	1	1	1
14	12	11	9	n/a	n/a
1	1	2	2	2	2
13	13	11	11	10	9
6	5	5	5	5	5
3	2	2	2	2	2
0	0	0	0	0	0
11	7	7	7	7	7
3	2	2	2	1	1
8	5	5	5	5	5
3	3	3	3	3	3
1	1	1	1	1	1
11	11	10	9	9	7
120.00	120.00	120.00	120.00	103.00	n/a
8	8	7	7	6	4
88.00	90.00	88.00	79.00	75.00	n/a
63.00	66.00	63.00	56.00	53.00	n/a
5	5	4	4	4	n/a

This page intentionally left blank.



Mary Taylor, CPA
Auditor of State

CITY OF AVON

LORAIN COUNTY

CLERK'S CERTIFICATION

This is a true and correct copy of the report which is required to be filed in the Office of the Auditor of State pursuant to Section 117.26, Revised Code, and which is filed in Columbus, Ohio.

Susan Babbitt

CLERK OF THE BUREAU

CERTIFIED
JULY 15, 2008