



Mary Taylor, CPA
Auditor of State

**CAMPBELL CITY SCHOOL DISTRICT
MAHONING COUNTY**

TABLE OF CONTENTS

TITLE	PAGE
Independent Accountants' Report.....	1
Management's Discussion and Analysis.....	3
Statement of Net Assets	13
Statement of Activities	14
Balance Sheet - Governmental Funds.....	15
Reconciliation of Total Governmental Fund Balances to Net Assets of Governmental Activities	16
Statement of Revenues, Expenditures and Changes In Fund Balances - Governmental Funds	17
Reconciliation of the Statement of Revenues, Expenditures and Changes In Fund Balances of Governmental Funds to the Statement of Activities	18
Statement of Revenues, Expenditures and Changes In Fund Balance – Budget and Actual (Non-GAAP Budgetary Basis) General Fund	19
Statement of Revenues, Expenditures and Changes In Fund Balances – Budget and Actual (Non-GAAP Budgetary Basis) Emergency Levy Fund	20
Statement of Fiduciary Net Assets - Fiduciary Funds.....	21
Statement of Changes in Fiduciary Net Assets - Fiduciary Fund	22
Notes to the Basic Financial Statements	23
Federal Awards Expenditures Schedule.....	49
Notes to the Federal Awards Expenditures Schedule	50
Independent Accountants' Report on Internal Control Over Financial Reporting and on Compliance and Other Matters Required by <i>Government Auditing Standards</i>	51
Independent Accountants' Report on Compliance with Requirements Applicable to Each Major Federal Program and Internal Controls over Compliance in Accordance with OMB Circular A-133	53
Schedule of Findings.....	55

THIS PAGE INTENTIONALLY LEFT BLANK.



Mary Taylor, CPA

Auditor of State

INDEPENDENT ACCOUNTANTS' REPORT

Campbell City School District
Mahoning County
280 Sixth Street
Campbell, Ohio 44405

To the Board of Education:

We have audited the accompanying financial statements of the governmental activities, each major fund, and the aggregate remaining fund information of Campbell City School District, Mahoning County, Ohio (the District), as of and for the year ended June 30, 2008, which collectively comprise the District's basic financial statements as listed in the table of contents. These financial statements are the responsibility of the District's management. Our responsibility is to express opinions on these financial statements based on our audit.

We conducted our audit in accordance with auditing standards generally accepted in the United States of America and the standards applicable to financial audits contained in the Comptroller General of the United States' *Government Auditing Standards*. Those standards require that we plan and perform the audit to reasonably assure whether the financial statements are free of material misstatement. An audit includes examining, on a test basis, evidence supporting the amounts and disclosures in the financial statements. An audit also includes assessing the accounting principles used and significant estimates made by management, as well as evaluating the overall financial statement presentation. We believe our audit provides a reasonable basis for our opinions.

In our opinion, the financial statements referred to above present fairly, in all material respects, the respective financial position of the governmental activities, each major fund, and the aggregate remaining fund information of Campbell City School District, Mahoning County, Ohio, as of June 30, 2008, and the respective changes in financial position, thereof and the respective budgetary comparisons for the General and Emergency Levy funds for the year then ended in conformity with accounting principles generally accepted in the United States of America.

In accordance with *Government Auditing Standards*, we have also issued our report dated May 6, 2009, on our consideration of the District's internal control over financial reporting and our tests of its compliance with certain provisions of laws, regulations, contracts and grant agreements and other matters. While we did not opine on the internal control over financial reporting or on compliance, that report describes the scope of our testing of internal control over financial reporting and compliance and the results of that testing. That report is an integral part of an audit performed in accordance with *Government Auditing Standards*. You should read it in conjunction with this report in assessing the results of our audit.

Management's Discussion and Analysis is not a required part of the basic financial statements but is supplementary information accounting principles generally accepted in the United States of America requires. We have applied certain limited procedures, consisting principally of inquiries of management regarding the methods of measuring and presenting the required supplementary information. However, we did not audit the information and express no opinion on it.

We conducted our audit to opine on the financial statements that collectively comprise the District's basic financial statements. The federal awards expenditure schedule is required by U.S. Office of Management and Budget Circular A-133, *Audits of States, Local Governments, and Non-Profit Organizations*, and is not a required part of the basic financial statements. We subjected the federal awards expenditure schedule to the auditing procedures applied in the audit of the basic financial statements. In our opinion, this information is fairly stated in all material respects in relation to the basic financial statements taken as a whole.

A handwritten signature in black ink that reads "Mary Taylor". The signature is written in a cursive, flowing style.

Mary Taylor, CPA
Auditor of State

May 6, 2009

**CAMPBELL CITY SCHOOL DISTRICT
MAHONING COUNTY, OHIO**

**MANAGEMENT'S DISCUSSION AND ANALYSIS
FOR THE FISCAL YEAR ENDED JUNE 30, 2008
(UNAUDITED)**

The management's discussion and analysis of the Campbell City School District's (the "District") financial performance provides an overall review of the District's financial activities for the fiscal year ended June 30, 2008. The intent of this discussion and analysis is to look at the District's financial performance as a whole; readers should also review notes to the basic financial statements and financial statements to enhance their understanding of the District's financial performance.

Financial Highlights

Key financial highlights for 2008 are as follows:

- In total, net assets of governmental activities decreased \$838,344, which represents a 2.50% decrease from 2007.
- General revenues accounted for \$10,888,117 in revenue, or 71.38% of all revenues. Program specific revenues in the form of charges for services and sales, and operating grants and contributions accounted for \$4,365,757, or 28.62% of total revenues of \$15,253,874.
- The District had \$16,092,218 in expenses related to governmental activities; \$4,365,757 of these expenses was offset by program specific charges for services, and operating grants or contributions. General revenues supporting governmental activities (primarily taxes and unrestricted grants and entitlements) of \$10,888,117 were not adequate to provide for these programs.
- The District's major governmental funds are the general fund and emergency levy fund. The general fund had \$10,712,087 in revenues and \$10,879,634 in expenditures. During fiscal year 2008, the general fund's fund balance decreased by \$167,547, from \$625,249 to \$457,702.
- The District's emergency levy fund had \$1,069,566 in revenues and \$1,066,386 in expenditures. During fiscal year 2008, the emergency levy fund's fund balance increased by \$3,180 from a deficit of \$17,300 to a deficit of \$14,120.

Using these Basic Financial Statements

This annual report consists of a series of financial statements and notes to those statements. These statements are organized so the reader can understand the District as a financial whole, an entire operating entity. The statements then proceed to provide an increasingly detailed look at specific financial activities.

The *Statement of Net Assets* and *Statement of Activities* provide information about the activities of the whole District, presenting both an aggregate view of the District's finances and a longer-term view of those finances. Fund financial statements provide the next level of detail. For governmental funds, these statements tell how services were financed in the short-term as well as what remains for future spending. The fund financial statements also look at the District's most significant funds with all other nonmajor funds presented in total in one column. In the case of the District, the general fund and emergency levy fund are by far the most significant funds, and the only governmental funds reported as major funds.

**CAMPBELL CITY SCHOOL DISTRICT
MAHONING COUNTY, OHIO**

MANAGEMENT'S DISCUSSION AND ANALYSIS
FOR THE FISCAL YEAR ENDED JUNE 30, 2008
(UNAUDITED)

Reporting the District as a Whole

Statement of Net Assets and the Statement of Activities

While this document contains the large number of funds used by the District to provide programs and activities, the view of the District as a whole looks at all financial transactions and asks the question, "How did we do financially during 2008?" The Statement of Net Assets and the Statement of Activities answer this question. These statements include *all assets, liabilities, revenues and expenses* using the *accrual basis of accounting* similar to the accounting used by most private-sector companies. This basis of accounting will take into account all of the current year's revenues and expenses regardless of when cash is received or paid.

These two statements report the District's *net assets* and changes in those assets. This change in net assets is important because it tells the reader that, for the District as a whole, the *financial position* of the District has improved or diminished. The causes of this change may be the result of many factors, some financial, some not. Non-financial factors include the District's property tax base, current property tax laws in Ohio restricting revenue growth, facility conditions, required educational programs and other factors.

In the Statement of Net Assets and the Statement of Activities, the Governmental Activities include the District's programs and services, including instruction, support services, operation and maintenance of plant, pupil transportation, extracurricular activities, and food service operations.

The District's statement of net assets and statement of activities can be found on pages 13-14 of this report.

Reporting the District's Most Significant Funds

Fund Financial Statements

The analysis of the District's major governmental funds begins on page 9. Fund financial reports provide detailed information about the District's major funds. The District uses many funds to account for a multitude of financial transactions. However, these fund financial statements focus on the District's most significant funds. The District's major governmental funds are the general fund and emergency levy fund.

Governmental Funds

Most of the District's activities are reported in governmental funds, which focus on how money flows into and out of those funds and the balances left at year-end available for spending in future periods. These funds are reported using an accounting method called *modified accrual* accounting, which measures cash and all other *financial assets* than can readily be converted to cash. The governmental fund financial statements provide a detailed *short-term* view of the District's general government operations and the basic services it provides. Governmental fund information helps you determine whether there are more or fewer financial resources that can be spent in the near future to finance educational programs. The relationship (or differences) between governmental *activities* (reported in the Statement of Net Assets and the Statement of Activities) and governmental *funds* is reconciled in the basic financial statements. The basic governmental fund financial statements can be found on pages 15-20 of this report.

**CAMPBELL CITY SCHOOL DISTRICT
MAHONING COUNTY, OHIO**

MANAGEMENT'S DISCUSSION AND ANALYSIS
FOR THE FISCAL YEAR ENDED JUNE 30, 2008
(UNAUDITED)

Reporting the District's Fiduciary Responsibilities

The District is the trustee, or fiduciary, for its scholarship programs. This activity is presented as a private-purpose trust fund. The District also acts in a trustee capacity as an agent for individuals or other entities. These activities are reported in agency funds. All of the District's fiduciary activities are reported in separate Statements of Fiduciary Net Assets and Changes in Fiduciary Net Assets on pages 21 and 22. These activities are excluded from the District's other financial statements because the assets cannot be utilized by the District to finance its operations.

Notes to the Basic Financial Statements

The notes provide additional information that is essential to a full understanding of the data provided in the government-wide and fund financial statements. These notes to the basic financial statements can be found on pages 23-47 of this report.

The District as a Whole

Recall that the Statement of Net Assets provides the perspective of the District as a whole.

The table below provides a summary of the District's net assets for 2008 and 2007.

	Net Assets	
	Governmental Activities 2008	Governmental Activities 2007
	<u>2008</u>	<u>2007</u>
<u>Assets</u>		
Current and other assets	\$ 6,072,156	\$ 6,148,577
Capital assets	<u>36,568,659</u>	<u>37,650,757</u>
Total assets	<u>42,640,815</u>	<u>43,799,334</u>
<u>Liabilities</u>		
Current liabilities	4,480,178	4,497,172
Long-term liabilities	<u>5,521,653</u>	<u>5,824,834</u>
Total liabilities	<u>10,001,831</u>	<u>10,322,006</u>
<u>Net Assets</u>		
Invested in capital assets, net of related debt	31,781,742	32,482,828
Restricted	1,030,769	1,055,805
Unrestricted (deficit)	<u>(173,527)</u>	<u>(61,305)</u>
Total net assets	<u>\$ 32,638,984</u>	<u>\$ 33,477,328</u>

Over time, net assets can serve as a useful indicator of a government's financial position. At June 30, 2008, the District's assets exceeded liabilities by \$32,638,984. Of this total, \$1,030,769 is restricted in use.

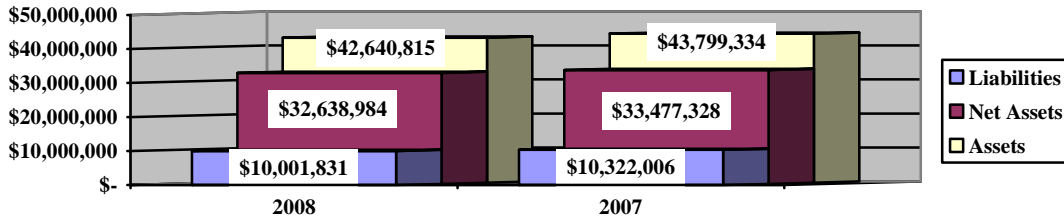
**CAMPBELL CITY SCHOOL DISTRICT
MAHONING COUNTY, OHIO**

**MANAGEMENT'S DISCUSSION AND ANALYSIS
FOR THE FISCAL YEAR ENDED JUNE 30, 2008
(UNAUDITED)**

At year-end, capital assets represented 85.76% of total assets. Capital assets include land, land improvements, buildings and improvements, equipment and furniture, and vehicles. At June 30, 2008, capital assets, net of related debt to acquire the assets were \$31,781,742. These capital assets are used to provide services to the students and are not available for future spending. Although the District's investment in capital assets is reported net of related debt, it should be noted that the resources to repay the debt must be provided from other sources, since capital assets may not be used to liquidate these liabilities.

A portion of the District's net assets, \$1,030,769, represents resources that are subject to external restriction on how they may be used. The remaining balance of unrestricted net assets is a deficit of \$173,527.

Governmental Activities



The table below shows the change in net assets for fiscal year 2008 and 2007.

Change in Net Assets

	Governmental Activities 2008	Governmental Activities 2007
<u>Revenues</u>		
Program revenues:		
Charges for services and sales	\$ 237,314	\$ 365,636
Operating grants and contributions	4,118,345	3,664,170
Capital grants and contributions	10,098	332,985
General revenues:		
Property taxes	2,468,091	3,000,491
Grants and entitlements	8,304,902	8,523,966
Investment earnings	74,950	88,323
Other	40,174	60,500
Total revenues	<u>15,253,874</u>	<u>16,036,071</u>

**CAMPBELL CITY SCHOOL DISTRICT
MAHONING COUNTY, OHIO**

MANAGEMENT'S DISCUSSION AND ANALYSIS
FOR THE FISCAL YEAR ENDED JUNE 30, 2008
(UNAUDITED)

	Change in Net Assets	
	Governmental	Governmental
	Activities	Activities
	<u>2008</u>	<u>2007</u>
<u>Expenses</u>		
Program expenses:		
Instruction:		
Regular	\$ 6,792,289	\$ 6,387,734
Special	2,158,438	2,085,025
Vocational	142,173	142,965
Adult/continuing	-	436
Other	1,037,559	1,254,385
Support services:		
Pupil	453,271	391,358
Instructional staff	295,499	324,858
Board of education	17,932	13,865
Administration	945,484	870,360
Fiscal	311,185	271,210
Business	69,897	38,786
Operations and maintenance	1,882,095	1,796,514
Pupil transportation	453,149	422,040
Food service operations	578,961	689,841
Operations of non-instructional services	74,709	19,455
Extracurricular activities	595,878	619,129
Intergovernmental pass-through	-	47,066
Interest and fiscal charges	<u>283,699</u>	<u>295,045</u>
 Total expenses	 <u>16,092,218</u>	 <u>15,670,072</u>
 Change in net assets	 (838,344)	 365,999
 Net assets at beginning of year	 <u>33,477,328</u>	 <u>33,111,329</u>
 Net assets at end of year	 <u>\$ 32,638,984</u>	 <u>\$ 33,477,328</u>

Governmental Activities

Net assets of the District's governmental activities decreased \$838,344. Total governmental expenses of \$16,092,218 were offset by program revenues of \$4,365,757 and general revenues of \$10,888,117. Program revenues supported 27.13% of the total governmental expenses.

The primary sources of revenue for governmental activities are derived from property taxes, unrestricted grants and entitlements, and operating grants and contributions. These revenue sources represent 70.62% of total governmental revenue.

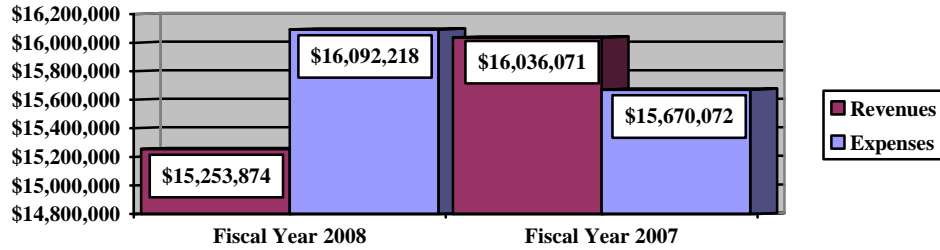
The largest expense of the District is for instructional programs. Instruction expenses totaled \$10,130,459, or 62.95% of total governmental expenses for fiscal 2008.

**CAMPBELL CITY SCHOOL DISTRICT
MAHONING COUNTY, OHIO**

MANAGEMENT'S DISCUSSION AND ANALYSIS
FOR THE FISCAL YEAR ENDED JUNE 30, 2008
(UNAUDITED)

The graph below presents the District's governmental activities revenue and expenses for fiscal year 2008 and 2007.

Governmental Activities - Revenues and Expenses



The Statement of Activities shows the cost of program services and the charges for services and grants offsetting those services. The following table shows, for governmental activities, the total cost of services and the net cost of services. That is, it identifies the cost of these services supported by tax revenue and unrestricted State grants and entitlements.

Governmental Activities

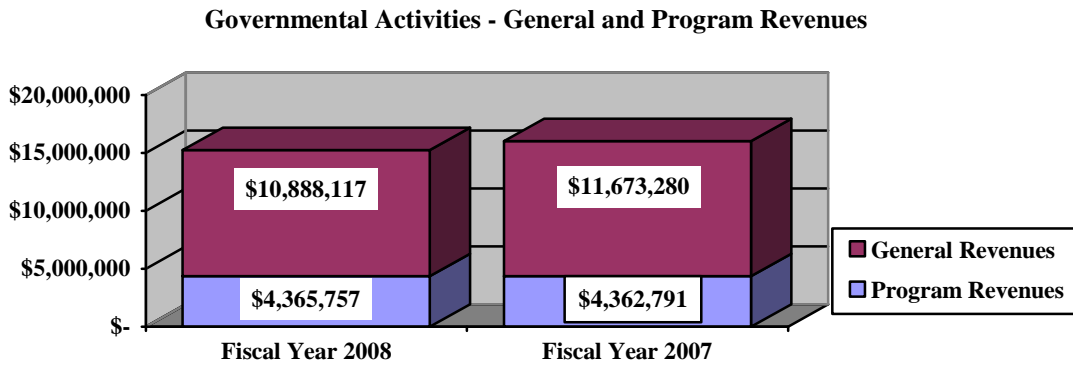
	Total Cost of Services 2008	Net Cost of Services 2008	Total Cost of Services 2007	Net Cost of Services 2007
Program expenses				
Instruction:				
Regular	\$ 6,792,289	\$ 6,228,531	\$ 6,387,734	\$ 5,632,999
Special	2,158,438	478,593	2,085,025	478,683
Vocational	142,173	39,507	142,965	88,820
Adult/continuing	-	-	436	436
Other	1,037,559	90,855	1,254,385	367,311
Support services:				
Pupil	453,271	395,423	391,358	383,936
Instructional staff	295,499	290,495	324,858	278,720
Board of education	17,932	17,932	13,865	13,865
Administration	945,484	883,739	870,360	832,110
Fiscal	311,185	311,185	271,210	270,318
Business	69,897	69,897	38,786	38,786
Operations and maintenance	1,882,095	1,800,635	1,796,514	1,726,119
Pupil transportation	453,149	309,122	422,040	335,164
Food service operations	578,961	52,494	689,841	140,079
Operations of non-instructional services	74,709	18,305	19,455	(1,272)
Extracurricular activities	595,878	456,049	619,129	441,099
Intergovernmental pass-through	-	-	47,066	(14,937)
Interest and fiscal charges	283,699	283,699	295,045	295,045
Total expenses	\$ 16,092,218	\$ 11,726,461	\$ 15,670,072	\$ 11,307,281

**CAMPBELL CITY SCHOOL DISTRICT
MAHONING COUNTY, OHIO**

MANAGEMENT'S DISCUSSION AND ANALYSIS
FOR THE FISCAL YEAR ENDED JUNE 30, 2008
(UNAUDITED)

The dependence upon tax and other general revenues for governmental activities is apparent, 67.49% of instruction activities are supported through taxes and other general revenues. For all governmental activities, general revenue support is 72.87%. The District's taxpayers, as a whole, are by far the primary support for District's students.

The graph below presents the District's governmental activities revenue for fiscal years 2008 and 2007.



The District's Funds

The District's governmental funds reported a combined fund balance of \$1,078,786, which is higher than last year's balance of \$1,053,603. The schedule below indicates the fund balance and the total change in fund balance as of June 30, 2008 and 2007.

	Fund Balance (deficit) <u>June 30, 2008</u>	Fund Balance (deficit) <u>June 30, 2007</u>	Increase (Decrease)	Percentage Change
General	\$ 457,702	\$ 625,249	\$ (167,547)	(26.80) %
Emergency Levy	(14,120)	(17,300)	3,180	18.38 %
Other Governmental	<u>635,204</u>	<u>445,654</u>	<u>189,550</u>	42.53 %
Total	<u>\$ 1,078,786</u>	<u>\$ 1,053,603</u>	<u>\$ 25,183</u>	2.39 %

General Fund

The District's general fund balance decreased \$167,547 from \$625,249 to \$457,702. The decrease in fund balance can be attributed to expenditures exceeding revenues for fiscal year 2008. The table that follows assists in illustrating the financial activities and fund balance of the general fund.

**CAMPBELL CITY SCHOOL DISTRICT
MAHONING COUNTY, OHIO**

MANAGEMENT'S DISCUSSION AND ANALYSIS
FOR THE FISCAL YEAR ENDED JUNE 30, 2008
(UNAUDITED)

	<u>2008</u> <u>Amount</u>	<u>2007</u> <u>Amount</u>	<u>Increase</u> <u>(Decrease)</u>	<u>Percentage</u> <u>Change</u>
<u>Revenues</u>				
Taxes	\$ 1,391,519	\$ 1,424,322	\$ (32,803)	(2.30) %
Earnings on investments	73,924	88,323	(14,399)	(16.30) %
Intergovernmental	9,196,317	9,691,000	(494,683)	(5.10) %
Other revenues	<u>50,327</u>	<u>46,682</u>	<u>3,645</u>	<u>7.81</u> %
 Total	 <u>\$ 10,712,087</u>	 <u>\$ 11,250,327</u>	 <u>\$ (538,240)</u>	 <u>(4.78)</u> %
<u>Expenditures</u>				
Instruction	\$ 6,264,732	\$ 6,510,564	\$ (245,832)	(3.78) %
Support services	3,992,699	3,760,675	232,024	6.17 %
Extracurricular activities	213,985	216,821	(2,836)	(1.31) %
Capital outlay	-	319,940	(319,940)	(100.00) %
Debt service	<u>408,218</u>	<u>365,748</u>	<u>42,470</u>	<u>11.61</u> %
 Total	 <u>\$ 10,879,634</u>	 <u>\$ 11,173,748</u>	 <u>\$ (294,114)</u>	 <u>(2.63)</u> %

Taxes decreased by 2.30% due to the emergency levy fund receiving the difference. Earnings on investments decreased 16.30% due to interest rate decreases at the Federal Reserve Bank. Other revenues increased 7.81% due to more fees being collected by the District.

General Fund Budgeting Highlights

The District's budget is prepared according to Ohio law and is based on accounting for certain transactions on a basis of cash receipts, disbursements and encumbrances. The most significant budgeted fund is the general fund.

During the course of fiscal 2008, the District amended its general fund budget several times. For the general fund, original budgeted revenues and other financing sources were \$10,655,087 and final budgeted revenues and other financing sources were \$10,824,817. Actual revenues and other financing sources for fiscal 2008 were \$10,824,817. This represents no increase or decrease from final budgeted revenues.

General fund original appropriations (appropriated expenditures including other financing uses) were \$11,894,886. Final appropriations and other financing uses were \$11,294,886. The actual budget basis expenditures for fiscal year 2008 totaled \$10,947,760. This represents a \$347,126 decrease from final budgeted expenditures.

**CAMPBELL CITY SCHOOL DISTRICT
MAHONING COUNTY, OHIO**

MANAGEMENT'S DISCUSSION AND ANALYSIS
FOR THE FISCAL YEAR ENDED JUNE 30, 2008
(UNAUDITED)

Capital Assets and Debt Administration

Capital Assets

At the end of fiscal 2008, the District had \$36,568,659 invested in land, land improvements, buildings and improvements, equipment and furniture, and vehicles. This entire amount is reported in governmental activities.

The following table shows fiscal 2008 balances compared to 2007:

**Capital Assets at June 30
(Net of Depreciation)**

	Governmental Activities	
	2008	2007
Land	\$ 130,245	\$ 130,245
Land improvements	1,286,149	1,367,175
Building and improvements	33,616,252	34,385,203
Furniture and equipment	1,282,096	1,528,013
Vehicles	253,917	240,121
Total	\$ 36,568,659	\$ 37,650,757

The overall decrease in capital assets of \$1,082,098 is due to depreciation expense of \$1,238,394 exceeding capital outlays of \$156,296 in the fiscal year.

See Note 8 to the basic financial statements for additional information on the District's capital assets.

Debt Administration

At June 30, 2008, the District had \$2,291,977 in general obligation bonds and \$2,642,917 in lease purchase agreements outstanding. Of this total, \$403,374 is due within one year and \$4,531,520 is due in more than one year. See Note 10 in the basic financial statements for additional information. The following table summarizes the bonds and lease outstanding.

Outstanding Debt, at Year End

	Governmental Activities	Governmental Activities
	2008	2007
General obligation current interest bonds	\$ 2,030,000	\$ 2,145,000
General obligation capital appreciation bonds	261,977	235,868
Lease purchase agreement	2,642,917	2,908,929
Total	\$ 4,934,894	\$ 5,289,797

**CAMPBELL CITY SCHOOL DISTRICT
MAHONING COUNTY, OHIO**

**MANAGEMENT'S DISCUSSION AND ANALYSIS
FOR THE FISCAL YEAR ENDED JUNE 30, 2008
(UNAUDITED)**

Current Financial Related Activities

As the preceding information shows, the District relies heavily upon grants and entitlements and state funding. Because of our high student poverty rate, special education needs, and our high non-English-speaking ADM, our grants and entitlements will probably continue at present levels or rise slightly.

The District has a 14.1 mill Emergency Levy which generates almost \$1,000,000 annually. This levy, which was renewed in 2005, will expire in 2010. The phased elimination of the tangible tax base began in fiscal year 2007 due to House Bill 66 continues through 2017. Consequently, personal property taxes are being reduced. Through this phase-out, the State will hold harmless school districts through 2010 and will make up the lost revenue to the district during that period of time.

Another major challenge facing the District is the future of state funding. The State of Ohio was found by the Ohio Supreme Court in March, 1997 to be operating an unconstitutional educational system, one that was neither "adequate" nor "equitable." On December 11, 2003, the Ohio Supreme Court issued its latest opinion regarding the State's school funding plan. The decision reaffirmed earlier decisions that Ohio's current school-funding plan is unconstitutional. At this time, the District is unable to determine what effect, if any, this decision will have on its future State funding and on its financial operations. The funding amounts shown for fiscal year 2008 are based on the Department of Education's current biennium budget.

The District is experiencing decreasing enrollment due to students attending other schools under open enrollment and community schools, which combined with tuition paid to other school districts, will cost the District approximately \$737,000 this fiscal year.

The District's system of budgeting and internal controls is well regarded. As we face the financial challenges of the future, the Campbell City Board of Education, Superintendent, Treasurer, and other administrators are working very hard to control expenses and be fiscally responsible.

Contacting the District's Financial Management

This financial report is designed to provide our citizen's taxpayers, investors, and creditors with a general overview of the District's finances and to show the District's accountability for the money it receives. If you have questions about this report or need additional financial information contact Mrs. Nora Montanez, Treasurer, Campbell City School District, 280 Sixth Street, Campbell, Ohio 44405.

**CAMPBELL CITY SCHOOL DISTRICT
MAHONING COUNTY, OHIO**

STATEMENT OF NET ASSETS
JUNE 30, 2008

	Governmental Activities
Assets:	
Equity in pooled cash and cash equivalents.	\$ 2,822,356
Receivables:	
Taxes	3,144,457
Intergovernmental	91,121
Materials and supplies inventory	14,222
Capital assets:	
Land	130,245
Depreciable capital assets, net	36,438,414
Capital assets, net.	36,568,659
 Total assets.	 42,640,815
Liabilities:	
Accounts payable.	7,501
Accrued wages and benefits	1,334,559
Pension obligation payable.	347,743
Intergovernmental payable	126,165
Unearned revenue	2,645,159
Accrued interest payable	19,051
Long-term liabilities:	
Due within one year.	408,624
Due within more than one year	5,113,029
Total liabilities	10,001,831
Net Assets:	
Invested in capital assets, net of related debt.	31,781,742
Restricted for:	
Capital projects	72,975
Debt service.	282,390
Classroom facilities maintenance	170,238
Locally funded programs	613
State funded programs	347,892
Federally funded programs	39,944
Student activities	30,507
Other purposes	86,210
Unrestricted (deficit)	(173,527)
Total net assets	\$ 32,638,984

SEE ACCOMPANYING NOTES TO THE BASIC FINANCIAL STATEMENTS

**CAMPBELL CITY SCHOOL DISTRICT
MAHONING COUNTY, OHIO**

STATEMENT OF ACTIVITIES
FOR THE FISCAL YEAR ENDED JUNE 30, 2008

	Expenses	Program Revenues			Net (Expense) Revenue and Changes in Net Assets
		Charges for Services and Sales	Operating Grants and Contributions	Capital Grants and Contributions	Governmental Activities
Governmental activities:					
Instruction:					
Regular	\$ 6,792,289	\$ -	\$ 563,758	\$ -	\$ (6,228,531)
Special	2,158,438	-	1,679,845	-	(478,593)
Vocational	142,173	25,753	76,913	-	(39,507)
Other	1,037,559	-	946,704	-	(90,855)
Support services:					
Pupil.	453,271	-	57,848	-	(395,423)
Instructional staff	295,499	-	5,004	-	(290,495)
Board of education	17,932	-	-	-	(17,932)
Administration.	945,484	-	61,745	-	(883,739)
Fiscal.	311,185	-	-	-	(311,185)
Business.	69,897	-	-	-	(69,897)
Operations and maintenance	1,882,095	-	81,460	-	(1,800,635)
Pupil transportation.	453,149	-	133,929	10,098	(309,122)
Operation of non-instructional services:					
Food service operations	578,961	76,653	449,814	-	(52,494)
Other non-instructional services	74,709	-	56,404	-	(18,305)
Extracurricular activities.	595,878	134,908	4,921	-	(456,049)
Interest and fiscal charges	283,699	-	-	-	(283,699)
Total governmental activities	<u>\$ 16,092,218</u>	<u>\$ 237,314</u>	<u>\$ 4,118,345</u>	<u>\$ 10,098</u>	<u>(11,726,461)</u>

General Revenues:

Property taxes levied for:	
General purposes	1,386,338
Special revenue	863,766
Debt service.	217,987
Grants and entitlements not restricted	
to specific programs.	8,304,902
Investment earnings	74,950
Miscellaneous	40,174
Total general revenues.	<u>10,888,117</u>
Change in net assets	(838,344)
Net assets at beginning of year	<u>33,477,328</u>
Net assets at end of year	<u>\$ 32,638,984</u>

SEE ACCOMPANYING NOTES TO THE BASIC FINANCIAL STATEMENTS

**CAMPBELL CITY SCHOOL DISTRICT
MAHONING COUNTY, OHIO**

BALANCE SHEET
GOVERNMENTAL FUNDS
JUNE 30, 2008

	<u>General</u>	<u>Emergency Levy</u>	<u>Other Governmental Funds</u>	<u>Total Governmental Funds</u>
Assets:				
Equity in pooled cash and cash equivalents	\$ 1,499,956	\$ -	\$ 1,236,190	\$ 2,736,146
Receivables:				
Taxes	1,738,647	1,098,697	307,113	3,144,457
Intergovernmental	5,837	-	85,284	91,121
Interfund receivable	9,240	-	-	9,240
Loans to other funds	259,048	-	-	259,048
Materials and supplies inventory	-	-	14,222	14,222
Restricted assets:				
Equity in pooled cash and cash equivalents	86,210	-	-	86,210
Total assets	<u>\$ 3,598,938</u>	<u>\$ 1,098,697</u>	<u>\$ 1,642,809</u>	<u>\$ 6,340,444</u>
Liabilities:				
Accounts payable	\$ -	\$ -	\$ 7,501	\$ 7,501
Accrued wages and benefits	1,034,022	-	300,537	1,334,559
Pension obligation payable.	286,163	-	61,580	347,743
Intergovernmental payable.	82,404	14,120	29,641	126,165
Interfund payable.	-	-	9,240	9,240
Loans from other funds.	-	-	259,048	259,048
Deferred revenue.	284,275	169,958	78,010	532,243
Unearned revenue	1,454,372	928,739	262,048	2,645,159
Total liabilities	<u>3,141,236</u>	<u>1,112,817</u>	<u>1,007,605</u>	<u>5,261,658</u>
Fund Balances:				
Reserved for encumbrances	78,965	-	358,195	437,160
Reserved for materials and supplies inventory.	-	-	14,222	14,222
Reserved for loans to other funds.	259,048	-	-	259,048
Reserved for BWC refunds.	80,192	-	-	80,192
Reserved for debt service.	-	-	251,971	251,971
Reserved for school bus purchase	6,018	-	-	6,018
Unreserved:				
Undesignated (deficit), reported in:				
General fund	33,479	-	-	33,479
Special revenue funds	-	(14,120)	135,391	121,271
Capital projects funds	-	-	(124,575)	(124,575)
Total fund balances (deficit).	<u>457,702</u>	<u>(14,120)</u>	<u>635,204</u>	<u>1,078,786</u>
Total liabilities and fund balances	<u>\$ 3,598,938</u>	<u>\$ 1,098,697</u>	<u>\$ 1,642,809</u>	<u>\$ 6,340,444</u>

SEE ACCOMPANYING NOTES TO THE BASIC FINANCIAL STATEMENTS

**CAMPBELL CITY SCHOOL DISTRICT
MAHONING COUNTY, OHIO**

RECONCILIATION OF TOTAL GOVERNMENTAL FUND BALANCES
TO NET ASSETS OF GOVERNMENTAL ACTIVITIES
JUNE 30, 2008

Total governmental fund balances		\$ 1,078,786
<i>Amounts reported for governmental activities in the statement of net assets are different because:</i>		
Capital assets used in governmental activities are not financial resources and therefore are not reported in the funds.		36,568,659
Other long-term assets, such as delinquent taxes, are not available to pay for current period expenditures and therefore are deferred in the funds.		532,243
Accrued interest payable is not due and payable in the current period and is therefore not reported in the funds.		(19,051)
Long-term liabilities, including bonds payable, are not due and payable in the current period and therefore are not reported in the funds.		
General obligation bonds	2,291,977	
Lease purchase agreement payable	2,642,917	
Compensated absences	586,759	
Total		(5,521,653)
Net assets of governmental activities		\$ 32,638,984

SEE ACCOMPANYING NOTES TO THE BASIC FINANCIAL STATEMENTS

**CAMPBELL CITY SCHOOL DISTRICT
MAHONING COUNTY, OHIO**

STATEMENT OF REVENUES, EXPENDITURES AND CHANGES IN FUND BALANCES
GOVERNMENTAL FUNDS
FOR THE FISCAL YEAR ENDED JUNE 30, 2008

	<u>General</u>	<u>Emergency Levy</u>	<u>Other Governmental Funds</u>	<u>Total Governmental Funds</u>
Revenues:				
From local sources:				
Taxes	\$ 1,391,519	\$ 894,240	\$ 263,572	\$ 2,549,331
Tuition.	25,753	-	-	25,753
Earnings on investments.	73,924	-	1,026	74,950
Charges for services.	-	-	76,653	76,653
Extracurricular.	-	-	134,908	134,908
Other local revenues.	24,574	-	20,521	45,095
Intergovernmental - State.	9,196,317	175,326	1,514,882	10,886,525
Intergovernmental - Federal	-	-	1,546,745	1,546,745
Total revenue	<u>10,712,087</u>	<u>1,069,566</u>	<u>3,558,307</u>	<u>15,339,960</u>
Expenditures:				
Current:				
Instruction:				
Regular	4,669,652	1,048,317	458,313	6,176,282
Special.	1,258,181	-	837,560	2,095,741
Vocational.	140,437	-	-	140,437
Other.	196,462	-	839,398	1,035,860
Support services:				
Pupil.	401,249	-	49,532	450,781
Instructional staff	255,536	-	5,301	260,837
Board of education	13,549	-	-	13,549
Administration.	870,880	-	57,164	928,044
Fiscal	279,587	18,069	5,303	302,959
Business	69,897	-	-	69,897
Operations and maintenance.	1,741,258	-	59,957	1,801,215
Pupil transportation	360,743	-	102,614	463,357
Operation of non-instructional services:				
Food service operations	-	-	499,674	499,674
Other non-instructional services.	-	-	74,601	74,601
Extracurricular activities.	213,985	-	147,480	361,465
Debt service:				
Principal retirement	266,012	-	115,000	381,012
Interest and fiscal charges	142,206	-	116,860	259,066
Total expenditures	<u>10,879,634</u>	<u>1,066,386</u>	<u>3,368,757</u>	<u>15,314,777</u>
Net change in fund balances	(167,547)	3,180	189,550	25,183
Fund balances (deficit) at beginning of year.	<u>625,249</u>	<u>(17,300)</u>	<u>445,654</u>	<u>1,053,603</u>
Fund balances (deficit) at end of year . . .	<u>\$ 457,702</u>	<u>\$ (14,120)</u>	<u>\$ 635,204</u>	<u>\$ 1,078,786</u>

SEE ACCOMPANYING NOTES TO THE BASIC FINANCIAL STATEMENTS

**CAMPBELL CITY SCHOOL DISTRICT
MAHONING COUNTY, OHIO**

RECONCILIATION OF THE STATEMENT OF REVENUES, EXPENDITURES
AND CHANGES IN FUND BALANCES OF GOVERNMENTAL FUNDS
TO THE STATEMENT OF ACTIVITIES
FOR THE FISCAL YEAR ENDED JUNE 30, 2008

Net change in fund balances - total governmental funds	\$	25,183
 <i>Amounts reported for governmental activities in the statement of activities are different because:</i>		
 Governmental funds report capital outlays as expenditures. However, in the statement of activities, the cost of those assets is allocated over their estimated useful lives as depreciation expense.		
Capital outlay	\$ 156,296	
Depreciation expense	(1,238,394)	
Total		(1,082,098)
 Revenues in the statement of activities that do not provide current financial resources are not reported as revenues in the funds.		
		(86,086)
 Repayment of bond, note and lease principal is an expenditure in the governmental funds, but the repayment reduces long-term liabilities in the statement of net assets.		
		381,012
 Governmental funds report expenditures for interest when it is due. In the statement of activities, interest expense is recognized as the interest accrues, regardless of when it is due. The additional interest reported in the statement of activities is due to the accrued interest on bonds and additional accumulated accreted interest on the capital appreciation bonds.		
Accrued interest payable	1,476	
Accreted interest	(26,109)	
Total		(24,633)
 Some expenses reported in the statement of activities, such as compensated absences, do not require the use of current financial resources and therefore are not reported as expenditures in governmental funds.		
		(51,722)
Change in net assets of governmental activities	\$	(838,344)

SEE ACCOMPANYING NOTES TO THE BASIC FINANCIAL STATEMENTS

**CAMPBELL CITY SCHOOL DISTRICT
MAHONING COUNTY, OHIO**

STATEMENT OF REVENUES, EXPENDITURES AND CHANGES IN FUND BALANCE
BUDGET AND ACTUAL (NON-GAAP BUDGETARY BASIS)
GENERAL FUND
FOR THE FISCAL YEAR ENDED JUNE 30, 2008

	<u>Budgeted Amounts</u>		<u>Actual</u>	<u>Variance with Final Budget Positive (Negative)</u>
	<u>Original</u>	<u>Final</u>		
Revenues:				
From local sources:				
Taxes	\$ 1,369,700	\$ 1,391,519	\$ 1,391,519	\$ -
Tuition.	25,349	25,753	25,753	-
Earnings on investments.	72,765	73,924	73,924	-
Other local revenues	24,641	25,034	25,034	-
Intergovernmental - State	9,046,377	9,190,480	9,190,480	-
Total revenue	<u>10,538,832</u>	<u>10,706,710</u>	<u>10,706,710</u>	<u>-</u>
Expenditures:				
Current:				
Instruction:				
Regular	5,032,968	4,777,272	4,665,492	111,780
Special.	1,347,784	1,279,253	1,250,442	28,811
Vocational.	149,609	142,002	138,804	3,198
Other.	211,756	200,989	196,462	4,527
Support services:				
Pupil.	435,477	413,334	404,025	9,309
Instructional staff	273,620	259,777	252,591	7,186
Board of education	14,493	13,756	13,446	310
Administration.	934,905	887,368	867,383	19,985
Fiscal	291,577	276,826	269,143	7,683
Business	75,338	71,507	69,897	1,610
Operations and maintenance.	1,900,072	1,804,397	1,745,696	58,701
Pupil transportation	466,930	446,710	368,938	77,772
Extracurricular activities.	228,926	217,286	212,392	4,894
Debt service:				
Principal retirement.	290,293	275,532	269,327	6,205
Interest and fiscal charges	149,703	142,091	138,891	3,200
Total expenditures	<u>11,803,451</u>	<u>11,208,100</u>	<u>10,862,929</u>	<u>345,171</u>
Excess of revenues over (under) expenditures.	<u>(1,264,619)</u>	<u>(501,390)</u>	<u>(156,219)</u>	<u>345,171</u>
Other financing sources (uses):				
Transfers in.	11,364	11,545	11,545	-
Transfers (out)	(12,444)	(11,811)	(11,545)	266
Advances (out)	(78,991)	(74,975)	(73,286)	1,689
Proceeds from sale of capital assets.	104,891	106,562	106,562	-
Total other financing sources (uses)	<u>24,820</u>	<u>31,321</u>	<u>33,276</u>	<u>1,955</u>
Net change in fund balance	(1,239,799)	(470,069)	(122,943)	347,126
Fund balance at beginning of year.	1,535,258	1,535,258	1,535,258	-
Prior year encumbrances appropriated	94,886	94,886	94,886	-
Fund balance at end of year	<u>\$ 390,345</u>	<u>\$ 1,160,075</u>	<u>\$ 1,507,201</u>	<u>\$ 347,126</u>

SEE ACCOMPANYING NOTES TO THE BASIC FINANCIAL STATEMENTS

**CAMPBELL CITY SCHOOL DISTRICT
MAHONING COUNTY, OHIO**

STATEMENT OF REVENUES, EXPENDITURES AND CHANGES IN FUND BALANCE
BUDGET AND ACTUAL (NON-GAAP BUDGETARY BASIS)
EMERGENCY LEVY FUND
FOR THE FISCAL YEAR ENDED JUNE 30, 2008

	<u>Budgeted Amounts</u>		<u>Actual</u>	<u>Variance with Final Budget Positive (Negative)</u>
	<u>Original</u>	<u>Final</u>		
Revenues:				
From local sources:				
Taxes	\$ 911,955	\$ 894,240	\$ 894,240	\$ -
Intergovernmental - State	178,798	175,325	175,325	-
Total revenue	<u>1,090,753</u>	<u>1,069,565</u>	<u>1,069,565</u>	<u>-</u>
Expenditures:				
Current:				
Instruction:				
Regular	1,072,326	1,051,496	1,051,496	-
Fiscal	18,427	18,069	18,069	-
Total expenditures	<u>1,090,753</u>	<u>1,069,565</u>	<u>1,069,565</u>	<u>-</u>
Net change in fund balance	-	-	-	-
Fund balance at beginning of year.	-	-	-	-
Prior year encumbrances appropriated	-	-	-	-
Fund balance at end of year	<u>\$ -</u>	<u>\$ -</u>	<u>\$ -</u>	<u>\$ -</u>

SEE ACCOMPANYING NOTES TO THE BASIC FINANCIAL STATEMENTS

**CAMPBELL CITY SCHOOL DISTRICT
MAHONING COUNTY, OHIO**

STATEMENT OF FIDUCIARY NET ASSETS
FIDUCIARY FUNDS
JUNE 30, 2008

	Private-Purpose Trust	
	Scholarship	Agency
Assets:		
Equity in pooled cash and cash equivalents	\$ 57,172	\$ 52,877
Receivables:		
Accrued interest.	73	-
Total assets.	57,245	\$ 52,877
Liabilities:		
Accounts payable.	-	\$ 98
Due to students	-	52,779
Total liabilities	-	\$ 52,877
Net Assets:		
Held in trust for scholarships	57,245	
Total net assets	\$ 57,245	

SEE ACCOMPANYING NOTES TO THE BASIC FINANCIAL STATEMENTS

**CAMPBELL CITY SCHOOL DISTRICT
MAHONING COUNTY, OHIO**

STATEMENT OF CHANGES IN FIDUCIARY NET ASSETS
FIDUCIARY FUNDS
FOR THE FISCAL YEAR ENDED JUNE 30, 2008

	Private-Purpose Trust
	Scholarship
Additions:	
Interest	\$ 2,772
Gifts and contributions.	12,260
	15,032
Total additions.	15,032
Reductions:	
Scholarships awarded	4,450
	10,582
Change in net assets	10,582
Net assets at beginning of year.	46,663
Net assets at end of year	\$ 57,245

SEE ACCOMPANYING NOTES TO THE BASIC FINANCIAL STATEMENTS

**CAMPBELL CITY SCHOOL DISTRICT
MAHONING COUNTY, OHIO**

**NOTES TO THE BASIC FINANCIAL STATEMENTS
FOR THE FISCAL YEAR ENDED JUNE 30, 2008**

NOTE 1 - DESCRIPTION OF THE SCHOOL DISTRICT

The Campbell City School District (the "District") is organized under Section 2 and 3, Article VI of the Constitution of the State of Ohio to provide educational services to the students and other community members of the District. Under such laws there is no authority for a school district to have a charter or adopt local laws. The legislative power of the School District is vested in the Board of Education, consisting of five members elected at large for staggered four year terms by the citizens of the District.

The District serves an area of approximately four square miles in Mahoning County, including all of the City of Campbell.

The District is the 405th largest in the State of Ohio (among 896 public and community school districts) in terms of total enrollment. It currently operates one elementary school, one middle school and one comprehensive high school. The District is staffed by 116 certified and 79 classified personnel to provide services to approximately 1,306 students and other community members.

NOTE 2 - SUMMARY OF SIGNIFICANT ACCOUNTING POLICIES

The basic financial statements of the District have been prepared in conformity with accounting principles generally accepted in the United States of America (GAAP) as applied to governmental units. The Governmental Accounting Standards Board (GASB) is the accepted standard-setting body for establishing governmental accounting and financial reporting principles. The District also applies Financial Accounting Standards Board (FASB) Statements and Interpretations issued on or before November 30, 1989, to its governmental activities provided they do not conflict with or contradict GASB pronouncements. The District's significant accounting policies are described below.

A. Reporting Entity

The reporting entity has been defined in accordance with GASB Statement No. 14, "The Financial Reporting Entity", and as amended by GASB Statement No. 39, "Determining Whether Certain Organizations Are Component Units". The reporting entity is composed of the primary government, component units and other organizations that are included to ensure that the basic financial statements of the District are not misleading. The primary government consists of all funds, departments, boards and agencies that are not legally separate from the District. For the District, this includes general operations, food services, preschool and student related activities of the District.

Component units are legally separate organizations for which the District is financially accountable. The District is financially accountable for an organization if the District appoints a voting majority of the organization's Governing Board and (1) the District is able to significantly influence the programs or services performed or provided by the organization; or (2) the District is legally entitled to or can otherwise access the organization's resources; or (3) the District is legally obligated or has otherwise assumed the responsibility to finance the deficits of, or provide financial support to, the organization; or (4) the District is obligated for the debt of the organization. Component units may also include organizations that are fiscally dependent on the District in that the District approves the budget, the issuance of debt or the levying of taxes. Based upon the application of these criteria, the District has no component units. The basic financial statements of the reporting entity include only those of the District (the primary government).

**CAMPBELL CITY SCHOOL DISTRICT
MAHONING COUNTY, OHIO**

NOTES TO THE BASIC FINANCIAL STATEMENTS
FOR THE FISCAL YEAR ENDED JUNE 30, 2008

NOTE 2 - SUMMARY OF SIGNIFICANT ACCOUNTING POLICIES - (Continued)

The following organizations are described due to their relationship to the District:

JOINTLY GOVERNED ORGANIZATIONS

Area Cooperative Computerized Educational Service System (ACCESS)

ACCESS, a Council of Governments (the "COG"), is a computer network which provides data services to twenty three school districts, two career centers and two educational service centers. The jointly governed organization was formed for the purpose of applying modern technology with the aid of computers and other electronic equipment to the administrative and instructional functions among member districts. Each of the governments of these schools supports the COG based upon a per pupil charge. The COG is governed by an assembly consisting of superintendents or other designees of the member school districts. The assembly exercises total control over the operation of the COG including budgeting, appropriating, contracting and designating management. All of the COG revenues are generated from charges for services and State funding. Financial information can be obtained from the treasurer for the Mahoning County Educational Service Center, who serves as fiscal agent, at 100 DeBartolo Place, Suite 105, Youngstown, Ohio 44512-7019.

Mahoning County Career & Technical Center

The Mahoning County Career & Technical Center is a distinct political subdivision of the State of Ohio operated under the direction of a Board consisting of representatives from the participating school districts' elected boards, which possess its own budgeting and taxing authority. To obtain financial information, write to the Treasurer of the Career & Technical Center at 7300 North Palmyra Road, Canfield, Ohio 44406.

INSURANCE PURCHASING POOL

Ohio School Boards Association Workers' Compensation Group Rating Plan

The District participates in a group rating plan for workers' compensation as established under Section 4123.29 of the Ohio Revised Code. The Ohio School Boards Association Workers' Compensation Group Rating Plan (the "Plan") was established through the Ohio School Boards Association (OSBA) as a group purchasing pool.

PUBLIC ENTITY RISK POOL

Mahoning County School Employees Insurance Consortium

The Mahoning County School Employees Insurance Consortium is a shared risk pool comprised of fourteen Mahoning County School Districts. The Consortium is governed by an assembly which consists of one representative from each participating School District (usually the superintendent or a designee). The assembly elects officers for one year terms to serve as the Board of Directors. The assembly exercises controls over the operations of the Consortium. All Consortium revenues are generated from charges for services and remitted to the fiscal agent, Springfield Local School District. The fiscal agent will then remit the charges for services to Professional Risk Management (PRM), who acts in the capacity of a third-party administrator (TPA) for claims processing.

B. Fund Accounting

The District uses funds to maintain its financial records during the year. A fund is defined as a fiscal and accounting entity with a self balancing set of accounts. There are three categories of funds: governmental, proprietary and fiduciary.

**CAMPBELL CITY SCHOOL DISTRICT
MAHONING COUNTY, OHIO**

**NOTES TO THE BASIC FINANCIAL STATEMENTS
FOR THE FISCAL YEAR ENDED JUNE 30, 2008**

NOTE 2 - SUMMARY OF SIGNIFICANT ACCOUNTING POLICIES - (Continued)

GOVERNMENTAL FUNDS

Governmental funds are those through which most governmental functions typically are financed. Governmental fund reporting focuses on the sources, uses and balances of current financial resources. Expendable assets are assigned to the various governmental funds according to the purposes for which they may or must be used. Current liabilities are assigned to the fund from which they will be paid. The difference between governmental fund assets and liabilities is reported as fund balance. The following are the District's major governmental funds:

General fund - The general fund is used to account for all financial resources except those required to be accounted for in another fund. The general fund balance is available for any purpose provided it is expended or transferred according to the general laws of Ohio.

Emergency levy fund - The emergency levy fund is used to account for the proceeds from a special levy. Such levy is necessary to satisfy emergency needs or to prevent school closings.

Other governmental funds of the District are used to account for (a) the accumulation of resources for, and payment of, general long-term debt principal, interest and related costs; (b) financial resources to be used for the acquisition, construction, or improvement of capital facilities; and (c) for grants and other resources whose use is restricted to a particular purpose.

PROPRIETARY FUNDS

Proprietary funds are used to account for the District's ongoing activities which are similar to those often found in the private sector. The District has no proprietary funds.

FIDUCIARY FUNDS

Fiduciary fund reporting focuses on net assets and changes in net assets. The fiduciary fund category is split into four classifications: pension trust funds, investment trust funds, private-purpose trust funds and agency funds. Trust funds are used to account for assets held by the District under a trust agreement for individuals, private organizations, or other governments and are therefore not available to support the District's own programs. The District's private-purpose trust funds account for scholarship programs for students. Agency funds are custodial in nature (assets equal liabilities) and do not involve measurement of results of operations. The District's agency fund accounts for student activities.

C. Basis of Presentation and Measurement Focus

Government-wide Financial Statements - The statement of net assets and the statement of activities display information about the District as a whole. These statements include the financial activities of the primary government, except for fiduciary funds.

**CAMPBELL CITY SCHOOL DISTRICT
MAHONING COUNTY, OHIO**

**NOTES TO THE BASIC FINANCIAL STATEMENTS
FOR THE FISCAL YEAR ENDED JUNE 30, 2008**

NOTE 2 - SUMMARY OF SIGNIFICANT ACCOUNTING POLICIES - (Continued)

The government-wide statement of activities presents a comparison between direct expenses and program revenues for each function or program of the governmental activities of the District. Direct expenses are those that are specifically associated with a service, program or department and therefore clearly identifiable to a particular function. Program revenues include amounts paid by the recipient of goods or services offered by the program and grants and contributions that are restricted to meeting the operational or capital requirements of a particular program. Revenues not classified as program revenues are presented as general revenues of the District.

The government-wide financial statements are prepared using the economic resources measurement focus. All assets and all liabilities associated with the operation of the District are included on the statement of net assets.

Fund Financial Statements - Fund financial statements report detailed information about the District. The focus of governmental fund financial statements is on major funds rather than reporting funds by type. Each major fund is presented in a separate column, and all nonmajor funds are aggregated into one column. Fiduciary funds are reported by fund type.

All governmental funds are accounted for using a flow of current financial resources measurement focus. With this measurement focus, only current assets and current liabilities generally are included on the balance sheet. The statement of revenues, expenditures and changes in fund balances reports on the sources (i.e., revenues and other financing sources) and uses (i.e., expenditures and other financing uses) of current financial resources. This approach differs from the manner in which the governmental activities of the government-wide financial statements are prepared. Governmental fund financial statements therefore include a reconciliation with brief explanations to better identify the relationship between the government-wide statements and the statements for governmental funds.

The private-purpose trust funds are reported using the economic resources measurement focus. Agency funds do not report a measurement focus as they do not report operations.

D. Basis of Accounting

Basis of accounting determines when transactions are recorded in the financial records and reported on the financial statements. Government-wide financial statements are prepared using the accrual basis of accounting. Governmental funds use the modified accrual basis of accounting. Fiduciary funds also use the accrual basis of accounting.

Revenues - Exchange and Non-exchange Transactions - Revenue resulting from exchange transactions, in which each party gives and receives essentially equal value, is recorded on the accrual basis when the exchange takes place. On a modified accrual basis, revenue is recorded in the fiscal year in which the resources are measurable and become available. Available means that the resources will be collected within the current fiscal year or are expected to be collected soon enough thereafter to be used to pay liabilities of the current fiscal year. For the District, available means expected to be received within sixty days of fiscal year-end.

**CAMPBELL CITY SCHOOL DISTRICT
MAHONING COUNTY, OHIO**

NOTES TO THE BASIC FINANCIAL STATEMENTS
FOR THE FISCAL YEAR ENDED JUNE 30, 2008

NOTE 2 - SUMMARY OF SIGNIFICANT ACCOUNTING POLICIES - (Continued)

Nonexchange transactions, in which the District receives value without directly giving equal value in return, include property taxes, grants, entitlements and donations. On an accrual basis, revenue from property taxes is recognized in the fiscal year for which the taxes are levied (see Note 6).

Revenue from grants, entitlements and donations is recognized in the fiscal year in which all eligibility requirements have been satisfied. Eligibility requirements include timing requirements, which specify the year when the resources are required to be used or the fiscal year when use is first permitted, matching requirements, in which the District must provide local resources to be used for a specified purpose, and expenditure requirements, in which the resources are provided to the District on a reimbursement basis. On a modified accrual basis, revenue from nonexchange transactions must also be available before it can be recognized.

Under the modified accrual basis, the following revenue sources are considered to be both measurable and available at fiscal year-end: property taxes available as an advance, interest, tuition, grants, student fees and rentals.

Unearned Revenue and Deferred Revenue - Unearned revenue and deferred revenue arise when assets are recognized before revenue recognition criteria have been satisfied.

Property taxes for which there is an enforceable legal claim as of June 30, 2008, but which were levied to finance fiscal year 2009 operations, and other revenues received in advance of the fiscal year for which they are intended to finance, have been recorded as unearned revenue. Grants and entitlements received before the eligibility requirements are met and delinquent property taxes due at June 30, 2008 are recorded as deferred revenue.

On governmental fund financial statements, receivables that will not be collected within the available period have been reported as deferred revenue.

Expenses/Expenditures - On the accrual basis of accounting, expenses are recognized at the time they are incurred. The entitlement value of donated commodities used during the year is reported in the statement of revenues, expenditures and changes in fund balances as an expenditure with a like amount reported as intergovernmental revenue.

The measurement focus of governmental fund accounting is on decreases in net financial resources (expenditures) rather than expenses. Expenditures are generally recognized in the accounting period in which the related fund liability is incurred, if measurable. Allocations of cost, such as depreciation and amortization, are not recognized in governmental funds.

E. Budgets

The District is required by State statute to adopt an annual appropriated cash basis budget for all funds. The specific timetable for fiscal year 2008 is as follows:

1. Prior to January 15 of the preceding year, the Superintendent and Treasurer submit to the Board of Education a proposed operating budget for the fiscal year commencing the following July 1. The budget includes proposed expenditures and the means of financing for all funds. Public hearings are publicized and conducted to obtain taxpayers' comments. The expressed purpose of this budget document is to reflect the need for existing (or increased) tax rates.

**CAMPBELL CITY SCHOOL DISTRICT
MAHONING COUNTY, OHIO**

**NOTES TO THE BASIC FINANCIAL STATEMENTS
FOR THE FISCAL YEAR ENDED JUNE 30, 2008**

NOTE 2 - SUMMARY OF SIGNIFICANT ACCOUNTING POLICIES - (Continued)

2. By no later than January 20, the Board-adopted budget is filed with the Mahoning County Budget Commission for tax rate determination.
3. Prior to April 1, the Board of Education accepts, by formal resolution, the tax rates as determined by the Budget Commission and receives the Commission's certificate of estimated resources which states the projected revenue of each fund. Prior to June 30, the District must revise its budget so that total contemplated expenditures from any fund during the ensuing year will not exceed the amount stated in the certificate of estimated resources. The revised budget then serves as a basis for the appropriation measure. On or about July 1, the certificate of estimated resources is amended to include any unencumbered balances from the preceding year as reported by the District Treasurer. The certificate of estimated resources may be further amended during the year if projected increases or decreases in revenue are identified by the District Treasurer. The budget figures, as shown in the accompanying budgetary statements, reflect the amounts set forth in the original and final amended certificates of estimated resources issued for fiscal year 2008.
4. By July 1, the annual appropriation resolution is legally enacted by the Board of Education at the fund level of expenditures, which is the legal level of budgetary control. State statute permits a temporary appropriation to be effective until no later than October 1 of each year. Resolution appropriations by fund must be within the estimated resources as certified by the County Budget Commission and the total of expenditures and encumbrances may not exceed the appropriation totals.
5. Any revisions that alter the total appropriations of any fund must be approved by the Board of Education.
6. Formal budgetary integration is employed as a management control device during the year for all funds consistent with the general obligation bond indenture and other statutory provisions. All funds completed the year within the amount of their legally authorized cash basis appropriation.
7. Appropriations amounts are as originally adopted, or as amended by the Board of Education through the year by supplemental appropriations, which either reallocated or increased the original appropriated amounts. All supplemental appropriations were legally enacted by the Board prior to June 30, 2008; however, none of these amendments were significant. The budget figures, as shown in the accompanying budgetary statements, reflect the original and final appropriation amounts including all amendments and modifications.
8. Unencumbered appropriations lapse at year-end. Encumbered appropriations are carried forward to the succeeding fiscal year and need not be reappropriated. Expenditures plus encumbrances may not legally exceed budgeted appropriations at the fund level.

F. Cash and Investments

To improve cash management, cash received by the District is pooled in a central bank account. Monies for all funds are maintained in this pool. Individual fund integrity is maintained through the District's records. Each fund's interest in the pool is presented as "equity in pooled cash and cash equivalents" on the basic financial statements. At June 30, 2008, the District had no investments, as all District monies were held in depository accounts (see Note 4).

**CAMPBELL CITY SCHOOL DISTRICT
MAHONING COUNTY, OHIO**

NOTES TO THE BASIC FINANCIAL STATEMENTS
FOR THE FISCAL YEAR ENDED JUNE 30, 2008

NOTE 2 - SUMMARY OF SIGNIFICANT ACCOUNTING POLICIES - (Continued)

Under existing Ohio statutes all investment earnings are assigned to the general fund unless statutorily required to be credited to a specific fund. By policy of the Board of Education, investment earnings are assigned to the general, food service and auxiliary funds, and the private-purpose trust funds. Interest revenue credited to the general fund during fiscal year 2008 amounted to \$73,924, which includes \$28,409 assigned from other funds.

For presentation on the basic financial statements, investments of the cash management pool and investments with original maturities of three months or less at the time they are purchased by the District are considered to be cash equivalents. Investments with an initial maturity of more than three months are reported as investments.

An analysis of the District's investment account at year-end is provided in Note 4.

G. Inventory

On government-wide and fund financial statements, purchased inventories are presented at the lower of cost or market and donated commodities are presented at their entitlement values. Inventories are recorded on a first-in, first-out basis and are expensed when used. Inventories are accounted for using the consumption method.

Inventory consists of expendable supplies held for consumption, donated food and purchased food.

H. Capital Assets

Governmental capital assets are those assets specifically related to activities reported in the governmental funds. These assets generally result from expenditures in the governmental funds. These assets are reported in the governmental activities column of the government-wide statement of net assets, but are not reported in the fund financial statements.

All capital assets are capitalized at cost (or estimated historical cost) and updated for acquisitions and disposals during the year. Donated capital assets are recorded at their fair market values as of the date received. During fiscal year 2008, the District maintained a capitalization threshold of \$5,000. Improvements are capitalized; the costs of normal maintenance and repairs that do not add to the value of the asset or materially extend an asset's life are not capitalized. The District does not possess infrastructure.

All reported capital assets, except land, are depreciated. Improvements are depreciated over the remaining useful lives of the related capital assets. Depreciation is computed using the straight-line method over the following useful lives:

<u>Description</u>	<u>Governmental Activities Estimated Lives</u>
Land improvements	5 - 20 years
Buildings and improvements	20 - 50 years
Furniture and equipment	5 - 20 years
Vehicles	5 - 10 years

**CAMPBELL CITY SCHOOL DISTRICT
MAHONING COUNTY, OHIO**

NOTES TO THE BASIC FINANCIAL STATEMENTS
FOR THE FISCAL YEAR ENDED JUNE 30, 2008

NOTE 2 - SUMMARY OF SIGNIFICANT ACCOUNTING POLICIES - (Continued)

I. Interfund Balances

In the fund financial statements, receivables and payables resulting from short-term interfund loans are classified as "interfund loans receivable/payable", and receivables and payables resulting from long-term interfund loans are classified as "loans to/from other funds". These amounts are eliminated in the governmental activities column on the statement of net assets.

J. Compensated Absences

Compensated absences of the District consist of vacation leave and sick leave liability to the extent that payments to the employee for these absences are attributable to services already rendered and are not contingent on a specific event that is outside the control of the District and the employee.

In accordance with the provisions of GASB Statement No. 16, "Accounting for Compensated Absences", a liability for vacation leave is accrued if a) the employees' rights to payment are attributable to services already rendered; and b) it is probable that the employer will compensate the employees for the benefits through paid time off or other means, such as cash payment at termination or retirement. An accrual for earned sick leave is made to the extent that it is probable that the benefits will result in termination (severance) payments. A liability for sick leave is accrued using the vesting method; i.e., the liability is based on the sick leave accumulated at June 30, 2008, by those employees who are currently eligible to receive termination (severance) payments, as well as those employees expected to become eligible in the future. For purposes of establishing a liability for sick leave on employees expected to become eligible to retire in the future, employees age 50 with 10 years of service or any age with 20 years of service were considered expected to become eligible to retire in accordance with GASB Statement No. 16.

The total liability for vacation and sick leave payments has been calculated using pay rates in effect at June 30, 2008, and reduced to the maximum payment allowed by labor contract and/or statute, plus any applicable additional salary related payments.

The entire compensated absence liability is reported on the government-wide financial statements.

For governmental fund financial statements, the current portion of unpaid compensated absences is the amount expected to be paid using expendable available resources. These amounts are recorded in the account "compensated absences payable" in the fund from which the employees who have accumulated unpaid leave are paid. The noncurrent portion of the liability is not reported.

K. Accrued Liabilities and Long-Term Obligations

All payables, accrued liabilities and long-term obligations are reported in the government-wide financial statements.

In general, governmental fund payables and accrued liabilities that, once incurred, are paid in a timely manner and in full from current financial resources, are reported as obligations of the funds. However, claims and judgments and compensated absences that will be paid from governmental funds are reported as a liability in the fund financial statements only to the extent that they are due for payment during the current year. Bonds are recognized as a liability on the fund financial statements when due.

**CAMPBELL CITY SCHOOL DISTRICT
MAHONING COUNTY, OHIO**

**NOTES TO THE BASIC FINANCIAL STATEMENTS
FOR THE FISCAL YEAR ENDED JUNE 30, 2008**

NOTE 2 - SUMMARY OF SIGNIFICANT ACCOUNTING POLICIES - (Continued)

L. Fund Balance Reserves

The District reserves those portions of fund equity which are legally segregated for a specific future use or which do not represent available expendable resources and therefore are not available for appropriation or expenditure. Unreserved fund balance indicates that portion of fund equity which is available for appropriation in future periods. Fund equity reserves have been established for encumbrances, materials and supplies inventory, loans to other funds, BWC refunds, debt service and school bus purchases.

M. Net Assets

Net assets represent the difference between assets and liabilities. Net assets invested in capital assets, net of related debt consist of capital assets, net of accumulated depreciation, reduced by the outstanding balances of any borrowings used for the acquisition, construction or improvement of those assets. Net assets are reported as restricted when there are limitations imposed on their use either through the enabling legislation or through external restrictions imposed by creditors, grantors or laws or regulations of other governments.

The District applies restricted resources first when an expense is incurred for purposes for which both restricted and unrestricted net assets are available.

N. Prepayments

Certain payments to vendors reflect the costs applicable to future accounting periods and are recorded as prepaid items in both government-wide and fund financial statements. These items are reported as assets on the balance sheet using the consumption method. A current asset for the prepaid amounts is recorded at the time of the purchase and the expenditure/expense is reported in the year in which services are consumed. As of June 30, 2008, the District does not have any prepayments.

O. Estimates

The preparation of the basic financial statements in conformity with GAAP requires management to make estimates and assumptions that affect the amounts reported in the basic financial statements and accompanying notes. Actual results may differ from those estimates.

P. Restricted Assets

Restricted assets in the general fund represent cash and cash equivalents set-aside for school bus purchase and BWC refunds received prior to April 10, 2001. These reserves are required by State statute. A schedule of statutory reserves is presented in Note 16.

Q. Interfund Activity

Exchange transactions between funds are reported as revenues in the seller funds and as expenditures/expenses in the purchaser funds. Flows of cash or goods from one fund to another without a requirement for repayment are reported as interfund transfers. Interfund transfers are reported as other financing sources/uses in governmental funds. Repayments from funds responsible for particular expenditures/expenses to the funds that initially paid for them are not presented on the basic financial statements.

**CAMPBELL CITY SCHOOL DISTRICT
MAHONING COUNTY, OHIO**

NOTES TO THE BASIC FINANCIAL STATEMENTS
FOR THE FISCAL YEAR ENDED JUNE 30, 2008

NOTE 2 - SUMMARY OF SIGNIFICANT ACCOUNTING POLICIES - (Continued)

R. Extraordinary and Special Items

Extraordinary items are transactions or events that are both unusual in nature and infrequent in occurrence. Special items are transactions or events that are within the control of the Board of Education and that are either unusual in nature or infrequent in occurrence. Neither type of transaction occurred during fiscal year 2008.

NOTE 3 - ACCOUNTABILITY AND COMPLIANCE

A. Change in Accounting Principles

For fiscal year 2008, the District has implemented GASB Statement No. 45, "Accounting and Financial Reporting for Postemployment Benefits Other than Pensions", GASB Statement No. 48, "Sales and Pledges of Receivables and Future Revenues and Intra-Entity Transfers of Assets and Future Revenues", and GASB Statement No. 50, "Pension Disclosures".

GASB Statement No. 45 establishes uniform standards of financial reporting for other postemployment benefits and increases the usefulness and improves the faithfulness of representations in the financial reports. The implementation of GASB Statement No. 45 did not have an effect on the financial statements of the District; however, certain disclosures related to postemployment benefits (see Note 13) have been modified to conform to the new reporting requirements.

GASB Statement No. 48 establishes criteria to ascertain whether certain transactions should be regarded as sales or as collateralized borrowings, as well as disclosure requirements for future revenues that are pledged and sold. The implementation of GASB Statement No. 48 did not have an effect on the financial statements of the District.

GASB Statement No. 50 establishes standards that more closely align the financial reporting requirements for pensions with those of other postemployment benefits. The implementation of GASB Statement No. 50 did not have an effect on the financial statements of the District.

B. Deficit Fund Balances

Fund balances at June 30, 2008 included the following individual fund deficits:

<u>Major governmental funds</u>	<u>Deficit</u>
Emergency levy	\$ 14,120
<u>Nonmajor governmental funds</u>	
Teacher development	312
Disadvantaged pupil impact aid	22,827
Summer intervention	346
Adult basic education	1,908
Eisenhower professional development	12
Title I disadvantaged children	16,871
Title V innovative education program	475
Improving teacher quality	12,071
Miscellaneous federal grants	46,033
Classroom facilities	197,550

**CAMPBELL CITY SCHOOL DISTRICT
MAHONING COUNTY, OHIO**

**NOTES TO THE BASIC FINANCIAL STATEMENTS
FOR THE FISCAL YEAR ENDED JUNE 30, 2008**

NOTE 3 - ACCOUNTABILITY AND COMPLIANCE - (Continued)

These funds complied with Ohio State law, which does not permit a cash basis deficit at year-end. The general fund is liable for any deficits in these funds and provides transfers when cash is required, not when accruals occur. These deficit balances are the result of adjustments for accrued liabilities.

NOTE 4 - EQUITY IN POOLED CASH AND CASH EQUIVALENTS

State statutes classify monies held by the District into three categories.

Active deposits are public deposits necessary to meet current demands on the treasury. Such monies must be maintained either as cash in the District treasury, in commercial accounts payable or withdrawable on demand, including negotiable order of withdrawal (NOW) accounts, or in money market deposit accounts.

Inactive deposits are public deposits that the Board of Education has identified as not required for use within the current five year period of designation of depositories. Inactive deposits must either be evidenced by certificates of deposit maturing not later than the end of the current period of designation of depositories, or by savings or deposit accounts including, but not limited to, passbook accounts.

Interim deposits are deposits of interim monies. Interim monies are those monies which are not needed for immediate use, but which will be needed before the end of the current period of designation of depositories. Interim deposits must be evidenced by time certificates of deposit maturing not more than one year from the date of deposit or by savings or deposit accounts including passbook accounts.

Protection of the District's deposits is provided by the Federal Deposit Insurance Corporation (FDIC), by eligible securities pledged by the financial institution as security for repayment, by surety company bonds deposited with the Treasurer by the financial institution or by a single collateral pool established by the financial institution to secure the repayment of all public monies deposited with the institution.

Interim monies can be deposited or invested in the following securities:

1. United States Treasury Notes, Bills, Bonds, or any other obligation or security issued by the United States Treasury or any other obligation guaranteed as to principal and interest by the United States;
2. Bonds, notes, debentures, or any other obligations or securities issued by any federal government agency or instrumentality, including but not limited to, the Federal National Mortgage Association, Federal Home Loan Bank, Federal Farm Credit Bank, Federal Home Loan Mortgage Corporation, Government National Mortgage Association, and Student Loan Marketing Association. All federal agency securities shall be direct issuances of federal government agencies or instrumentalities;
3. Written repurchase agreements in the securities listed above provided that the market value of the securities subject to the repurchase agreement must exceed the principal value of the agreement by at least two percent and be marked to market daily, and that the term of the agreement must not exceed thirty days;

**CAMPBELL CITY SCHOOL DISTRICT
MAHONING COUNTY, OHIO**

**NOTES TO THE BASIC FINANCIAL STATEMENTS
FOR THE FISCAL YEAR ENDED JUNE 30, 2008**

NOTE 4 - EQUITY IN POOLED CASH AND CASH EQUIVALENTS - (Continued)

4. Bonds and other obligations of the State of Ohio;
5. No-load money market mutual funds consisting exclusively of obligations described in division (1) or (2) of this section and repurchase agreements secured by such obligations, provided that investments in securities described in this division are made only through eligible institutions;
6. The State Treasury Asset Reserve of Ohio (STAR Ohio) investment pool;
7. Certain banker's acceptance and commercial paper notes for a period not to exceed one hundred eighty days from the purchase date in an amount not to exceed twenty-five percent of the interim monies available for investment at any one time; and,
8. Under limited circumstances, corporate debt interests rated in either of the two highest classifications by at least two nationally recognized rating agencies.

Investments in stripped principal or interest obligations, reverse repurchase agreements and derivatives are prohibited. The issuance of taxable notes for the purpose of arbitrage, the use of leverage and short selling are also prohibited. An investment must mature within five years from the date of purchase unless matched to a specific obligation or debt of the District, and must be purchased with the expectation that it will be held to maturity. Investments may only be made through specified dealers and institutions. Payment for investments may be made only upon delivery of the securities representing the investments to the Treasurer or, if the securities are not represented by a certificate, upon receipt of confirmation of transfer from the custodian.

A. Deposits with Financial Institutions

At June 30, 2008, the carrying amount of all District deposits was \$2,932,405. Based on the criteria described in GASB Statement No. 40, "Deposits and Investment Risk Disclosures", as of June 30, 2008, \$202,735 of the District's bank balance of \$2,987,004 was covered by the Federal Deposit Insurance Corporation, while \$2,784,269 was exposed to custodial risk as discussed below.

Custodial credit risk is the risk that, in the event of bank failure, the District's deposits may not be returned. All deposits are collateralized with eligible securities in amounts equal to at least 105% of the carrying value of the deposits. Such collateral, as permitted by the Ohio Revised Code, is held in single financial institution collateral pools at Federal Reserve Banks, or at member banks of the federal reserve system, in the name of the respective depository bank and pledged as a pool of collateral against all of the public deposits it holds or as specific collateral held at the Federal Reserve Bank in the name of the District. The District has no deposit policy for custodial credit risk beyond the requirements of State statute. Although the securities were held by the pledging institutions' trust department and all statutory requirements for the deposit of money had been followed, noncompliance with federal requirements could potentially subject the District to a successful claim by the FDIC.

**CAMPBELL CITY SCHOOL DISTRICT
MAHONING COUNTY, OHIO**

NOTES TO THE BASIC FINANCIAL STATEMENTS
FOR THE FISCAL YEAR ENDED JUNE 30, 2008

NOTE 4 - EQUITY IN POOLED CASH AND CASH EQUIVALENTS - (Continued)

B. Reconciliation of Cash and Investments to the Statement of Net Assets

The following is a reconciliation of cash and investments as reported in the note disclosure above to cash as reported on the statement of net assets as of June 30, 2008:

<u>Cash and investments per note disclosure</u>	
Carrying amount of deposits	\$ 2,932,405
Total	<u>\$ 2,932,405</u>
 <u>Cash and investments per statement of net assets</u>	
Governmental activities	\$ 2,822,356
Private-purpose trust funds	57,172
Agency funds	<u>52,877</u>
Total	<u>\$ 2,932,405</u>

NOTE 5 - INTERFUND TRANSACTIONS

A. Interfund balances for the fiscal year ended June 30, 2008 consisted of the following interfund loans receivable and payable, as reported in the fund financial statements:

<u>Receivable fund</u>	<u>Payable fund</u>	<u>Amount</u>
General	Nonmajor governmental funds	\$ 9,240

The primary purpose of the interfund balances is to cover costs in specific funds where revenues were not received by June 30. These interfund balances will be repaid once the anticipated revenues are received. All interfund balances are expected to be repaid within one year.

Interfund balances between governmental funds are eliminated on the government-wide financial statements; therefore, no internal balances at June 30, 2008 are reported on the statement of net assets.

B. Interfund balances for the fiscal year ended June 30, 2008 consisted of the following loans to and from other funds, as reported in the fund financial statements:

<u>Receivable fund</u>	<u>Payable fund</u>	<u>Amount</u>
General	Nonmajor governmental funds	\$ 259,048

Loans to and from other funds represent long-term interfund loans that are not expected to be repaid within one year. These loans are being repaid over a number of years as resources become available.

Interfund balances between governmental funds are eliminated on the government-wide financial statements; therefore, no internal balances at June 30, 2008 are reported on the statement of net assets.

**CAMPBELL CITY SCHOOL DISTRICT
MAHONING COUNTY, OHIO**

**NOTES TO THE BASIC FINANCIAL STATEMENTS
FOR THE FISCAL YEAR ENDED JUNE 30, 2008**

NOTE 6 - PROPERTY TAXES

Property taxes are levied and assessed on a calendar year basis while the District fiscal year runs from July through June. First half tax collections are received by the District in the second half of the fiscal year. Second half tax distributions occur in the first half of the following fiscal year.

Property taxes include amounts levied against all real, public utility and tangible personal property (used in business) located in the District. Real property tax revenue received in calendar year 2008 represents collections of calendar year 2007 taxes. Real property taxes received in calendar year 2008 were levied after April 1, 2007, on the assessed value listed as of January 1, 2007, the lien date. Assessed values for real property taxes are established by State law at thirty-five percent of appraised market value. Real property taxes are payable annually or semi-annually. If paid annually, payment is due December 31; if paid semi-annually, the first payment is due December 31 with the remainder payable by June 20. Under certain circumstances, State statute permits alternate payment dates to be established.

Public utility property tax revenue received in calendar year 2008 represents collections of calendar year 2007 taxes. Public utility real and tangible personal property taxes received in calendar year 2008 became a lien December 31, 2006, were levied after April 1, 2007 and are collected in 2008 with real property taxes. Public utility real property is assessed at thirty-five percent of true value; public utility tangible personal property currently is assessed at varying percentages of true value.

Tangible personal property tax revenue received during calendar year 2008 (other than public utility property) represents the collection of 2008 taxes. Tangible personal property taxes received in calendar year 2008 were levied after April 1, 2007, on the value as of December 31, 2007. Tangible personal property tax is being phased out. For 2007, tangible personal property was assessed at 12.50% for property, including inventory. This percentage was reduced to 6.25% for 2008 and will be reduced to zero for 2009. Payments by multi-county taxpayers are due September 20. Single county taxpayers may pay annually or semi-annually. If paid annually, payment is due April 30; if paid semi-annually, the first payment is due April 30, with the remainder payable by September 20. Tangible personal property taxes paid by April 30 are usually received by the District prior to June 30.

House Bill No. 66 was signed into law on June 30, 2005. House Bill No. 66 phases out the tax on tangible personal property of general businesses, telephone and telecommunications companies, and railroads. The tax on general business and railroad property will be eliminated by calendar year 2009, and the tax on telephone and telecommunications property will be eliminated by calendar year 2011. The tax is phased out by reducing the assessment rate on the property each year. The bill replaces the revenue lost by the District due to the phasing out of the tax. In calendar years 2008-2010, the District will be fully reimbursed for the lost revenue. In calendar years 2011-2017, the reimbursements will be phased out.

The District receives property taxes from Mahoning County. The County Auditor periodically advances to the District its portion of the taxes collected. Second-half real property tax payments collected by the County by June 30, 2008, are available to finance fiscal year 2007 operations.

**CAMPBELL CITY SCHOOL DISTRICT
MAHONING COUNTY, OHIO**

NOTES TO THE BASIC FINANCIAL STATEMENTS
FOR THE FISCAL YEAR ENDED JUNE 30, 2008

NOTE 6 - PROPERTY TAXES - (Continued)

Accrued property taxes receivable includes real property, public utility property and tangible personal property taxes which are measurable as of June 30, 2008 and for which there is an enforceable legal claim. Although total property tax collections for the next fiscal year are measurable, only the amount of real property taxes available as an advance at June 30 was levied to finance current fiscal year operations and is reported as revenue at fiscal year end. The portion of the receivable not levied to finance current fiscal year operations is offset by a credit to unearned revenue.

On a full accrual basis, collectible delinquent property taxes have been recorded as a receivable and revenue, while on a modified accrual basis the revenue has been deferred.

The assessed values upon which the fiscal year 2008 taxes were collected are:

	2007 Second Half Collections		2008 First Half Collections	
	<u>Amount</u>	<u>Percent</u>	<u>Amount</u>	<u>Percent</u>
Real property	\$ 76,911,030	93.43	\$ 76,744,710	99.82
Public utility personal property	3,241,020	3.94	103,352	0.13
Tangible personal property	<u>2,168,537</u>	<u>2.63</u>	<u>43,848</u>	<u>0.05</u>
Total assessed valuation	<u>\$ 82,320,587</u>	<u>100.00</u>	<u>\$ 76,891,910</u>	<u>100.00</u>
Tax rate per \$1,000 of assessed valuation:				
General operations	\$44.60		\$38.80	
Bonded debt	3.85		3.00	
Permanent improvement	0.50		0.50	

NOTE 7 - RECEIVABLES

Receivables at June 30, 2008 consisted of taxes, accounts, and intergovernmental grants and entitlements. All receivables are considered collectible in full due to the ability to foreclose for the nonpayment of taxes, the stable condition of state programs and the current year guarantee of federal funds. A summary of the principal items of receivables reported on the statement of net assets follows:

Governmental activities:

Taxes	\$ 3,144,457
Intergovernmental	<u>91,121</u>
Total	<u>\$ 3,235,578</u>

Receivables have been disaggregated on the face of the basic financial statements. All receivables are expected to be collected within the subsequent year.

**CAMPBELL CITY SCHOOL DISTRICT
MAHONING COUNTY, OHIO**

NOTES TO THE BASIC FINANCIAL STATEMENTS
FOR THE FISCAL YEAR ENDED JUNE 30, 2008

NOTE 8 - CAPITAL ASSETS

Capital asset activity for the fiscal year ended June 30, 2008 was as follows:

<u>Governmental activities:</u>	Balance <u>06/30/07</u>	<u>Additions</u>	<u>Deletions</u>	Balance <u>06/30/08</u>
<i>Capital assets, not being depreciated:</i>				
Land	\$ 130,245	\$ -	\$ -	\$ 130,245
<i>Total capital assets, not being depreciated</i>	<u>130,245</u>	<u>-</u>	<u>-</u>	<u>130,245</u>
<i>Capital assets, being depreciated:</i>				
Land improvements	1,620,535	-	-	1,620,535
Buildings and improvements	38,059,183	-	-	38,059,183
Equipment and furniture	3,522,161	88,746	-	3,610,907
Vehicles	754,438	67,550	-	821,988
<i>Total capital assets, being depreciated</i>	<u>43,956,317</u>	<u>156,296</u>	<u>-</u>	<u>44,112,613</u>
<i>Less: accumulated depreciation:</i>				
Land improvements	(253,360)	(81,026)	-	(334,386)
Buildings and improvements	(3,673,980)	(768,951)	-	(4,442,931)
Equipment and furniture	(1,994,148)	(334,663)	-	(2,328,811)
Vehicles	(514,317)	(53,754)	-	(568,071)
<i>Total accumulated depreciation</i>	<u>(6,435,805)</u>	<u>(1,238,394)</u>	<u>-</u>	<u>(7,674,199)</u>
Total capital assets, net	<u>\$ 37,650,757</u>	<u>\$ (1,082,098)</u>	<u>\$ -</u>	<u>\$ 36,568,659</u>

Depreciation expense was charged to governmental functions as follows:

<u>Instruction:</u>	
Regular	\$ 624,006
Special	76,895
<u>Support services:</u>	
Instructional staff	32,988
Board of education	4,383
Administration	32,988
Fiscal	6,613
Operations and maintenance	93,253
Pupil transportation	54,254
Extracurricular activities	234,413
Food service operations	<u>78,601</u>
Total depreciation expense	<u>\$ 1,238,394</u>

**CAMPBELL CITY SCHOOL DISTRICT
MAHONING COUNTY, OHIO**

NOTES TO THE BASIC FINANCIAL STATEMENTS
FOR THE FISCAL YEAR ENDED JUNE 30, 2008

NOTE 9 - LEASE-PURCHASE AGREEMENT

On July 6, 2006, the District entered into a new lease-purchase agreement. This lease-purchase agreement is through National City Bank, for 602 Gateway E-4500D computers, in the amount of \$479,794, at an interest rate of 4.58%, payable quarterly, with a \$1 bargain purchase price option at the end of the lease, and was approved per Board resolution # 2006-81.

On August 21, 2003, the District entered into a lease-purchase agreement with the Columbus Regional Airport Authority for \$2,835,000 to finance the construction, enlarging and other improvements, equipping and furnishing, lease, and eventual acquisition of the District's stadium facility. During fiscal year 2004, the District received \$1,475,471 in proceeds from the lease-purchase agreement. In fiscal year 2005, the District received \$1,342,637 in proceeds from the lease-purchase agreement. The remaining proceeds of \$94,892 were received in fiscal year 2006. The source of revenue to fund the principal and interest payments is derived from general operating revenues of the District.

During fiscal year 2008, the District paid a total of \$266,012 in principal and \$142,206 in interest on the lease-purchase agreements, which are reported as debt service expenditures in the general fund. A liability in the amount of the present value of minimum lease payments has been reported in the governmental activities of the District.

The following is a schedule of the future base rent and program costs (lease) payments required under the lease-purchase agreements as of June 30, 2008:

Fiscal Year Ending June 30,	Base Rent Components		Total
	Principal	Interest	
2009	\$ 278,374	\$ 129,009	\$ 407,383
2010	161,543	116,720	278,263
2011	125,000	109,905	234,905
2012	131,000	103,316	234,316
2013	137,000	96,443	233,443
2014 - 2018	796,000	366,721	1,162,721
2019 - 2023	1,014,000	145,989	1,159,989
Total	<u>\$ 2,642,917</u>	<u>\$ 1,068,103</u>	<u>\$ 3,711,020</u>

NOTE 10 - LONG-TERM OBLIGATIONS

A. During fiscal year 2000, the District issued general obligation bonds to provide funds for the construction of a new K-8 elementary and middle school building and renovations and additions to the high school (hereinafter called "Construction Project"). These bonds are general obligations of the District for which the full faith and credit of the District is pledged for repayment. Payments of principal and interest relating to the bonds are recorded as an expenditure in the debt service fund. The source of payment is derived from a current 3.1 mill bonded debt tax levy for the building construction and a 0.2 mil bonded debt tax levy for land acquisition.

These bonds represent the amount of the Construction Project that the District was required to finance, in accordance with the terms of a facilities grant from the Ohio School Facilities Commission (OSFC). OSFC will make quarterly disbursements to the District as the project is completed. The total cost of the Construction Project, which is now complete, was \$27,951,603, of which OSFC paid \$21,056,504.

**CAMPBELL CITY SCHOOL DISTRICT
MAHONING COUNTY, OHIO**

NOTES TO THE BASIC FINANCIAL STATEMENTS
FOR THE FISCAL YEAR ENDED JUNE 30, 2008

NOTE 10 - LONG-TERM OBLIGATIONS - (Continued)

This issue is comprised of both current interest bonds, par value \$2,905,000, and capital appreciation bonds, par value \$465,000. The interest rates on the current interest bonds range from 4.80% to 5.75%. The capital appreciation bonds mature on December 1, 2012 (effective interest 14.52%), December 1, 2013 (effective interest 14.52%), and December 1, 2014 (effective interest 14.52%) at a redemption price equal to 100% of the principal, plus accrued interest to the redemption date. The present value (as of the issue date) reported as a long-term liability of the District at June 30, 2008 was \$114,000. A total of \$147,977 in accreted interest on the capital appreciation bonds has been included in the District's long-term liabilities at June 30, 2008. The current interest bonds maturing on or after December 1, 2010 are subject to early redemption at the sole option of the District, at the following redemption prices, plus accrued interest:

<u>Redemption Dates</u>	<u>Redemption Price</u>
December 1, 2010 through November 30, 2011	102% of par
December 1, 2011 through November 30, 2012	101% of par
December 1, 2012 and thereafter	100% of par

Interest payments on the current interest bonds are due on June 1 and December 1 of each year. The final maturity stated in the issue is December 1, 2022.

The following is a schedule of activity for fiscal year 2008 on the general obligation bonds:

	Balance Outstanding <u>06/30/07</u>	<u>Additions</u>	<u>Reductions</u>	Balance Outstanding <u>06/30/08</u>	Amount Due in <u>One Year</u>
<u>Governmental activities:</u>					
Current interest bonds	\$ 2,145,000	\$ -	\$ (115,000)	\$ 2,030,000	\$ 125,000
Capital appreciation bonds	<u>235,868</u>	<u>26,109</u>	<u>-</u>	<u>261,977</u>	<u>-</u>
Total general obligation bonds	<u>\$ 2,380,868</u>	<u>\$ 26,109</u>	<u>\$ (115,000)</u>	<u>\$ 2,291,977</u>	<u>\$ 125,000</u>

The following is a summary of the District's future annual debt service requirements to maturity for the bonds:

Fiscal Year Ending <u>June 30,</u>	<u>Current Interest Bonds</u>			<u>Capital Appreciation Bonds</u>		
	<u>Principal</u>	<u>Interest</u>	<u>Total</u>	<u>Principal</u>	<u>Interest</u>	<u>Total</u>
2009	\$ 125,000	\$ 110,766	\$ 235,766	\$ -	\$ -	\$ -
2010	130,000	104,201	234,201	-	-	-
2011	140,000	97,142	237,142	-	-	-
2012	145,000	89,554	234,554	-	-	-
2013	-	85,676	85,676	42,036	112,964	155,000
2014 - 2018	485,000	387,408	872,408	71,964	238,036	310,000
2019 - 2023	<u>1,005,000</u>	<u>150,814</u>	<u>1,155,814</u>	<u>-</u>	<u>-</u>	<u>-</u>
Total	<u>\$ 2,030,000</u>	<u>\$ 1,025,561</u>	<u>\$ 3,055,561</u>	<u>\$ 114,000</u>	<u>\$ 351,000</u>	<u>\$ 465,000</u>

**CAMPBELL CITY SCHOOL DISTRICT
MAHONING COUNTY, OHIO**

NOTES TO THE BASIC FINANCIAL STATEMENTS
FOR THE FISCAL YEAR ENDED JUNE 30, 2008

NOTE 10 - LONG-TERM OBLIGATIONS - (Continued)

- B.** During fiscal year 2008, the following changes occurred for the obligations reported in long-term liabilities:

<u>Governmental activities:</u>	Balance			Balance	Amounts
	<u>06/30/07</u>	<u>Increases</u>	<u>Decreases</u>	<u>06/30/08</u>	<u>Due In</u>
					<u>One Year</u>
<u>General obligation bonds</u>					
Current interest bonds	\$ 2,145,000	\$ -	\$ (115,000)	\$ 2,030,000	\$ 125,000
Capital appreciation bonds	114,000	-	-	114,000	-
Accreted interest-capital appreciation bonds	121,868	26,109	-	147,977	-
Lease purchase agreement	2,908,929	-	(266,012)	2,642,917	278,374
Compensated absences	<u>613,958</u>	<u>56,297</u>	<u>(83,496)</u>	<u>586,759</u>	<u>5,250</u>
Total	<u>\$ 5,903,755</u>	<u>\$ 82,406</u>	<u>\$ (464,508)</u>	<u>\$ 5,521,653</u>	<u>\$ 408,624</u>

Compensated absences will be paid out of the fund from which the employee is paid, which is primarily the general fund.

C. Legal Debt Margins

The Ohio Revised Code provides that voted net general obligation debt of the District shall never exceed 9% of the total assessed valuation of the District. The code further provides that unvoted indebtedness shall not exceed 1/10 of 1% of the property valuation of the District. The code additionally states that unvoted indebtedness related to energy conservation debt shall not exceed 9/10 of 1% of the property valuation of the District.

The assessed valuation used in determining the District's legal debt margin has been modified by House Bill 530 which became effective March 30, 2006. In accordance with House Bill 530, the assessed valuation used in the District's legal debt margin calculation excluded tangible personal property used in business, telephone or telegraph property, interexchange telecommunications company property, and personal property owned or leased by a railroad company and used in railroad operations.

The effects of these debt limitations at June 30, 2008 are a legal voted debt margin of \$4,867,018 (including \$251,971 of available funds in the bond retirement debt service fund), a legal unvoted debt margin of \$76,745, and a legal energy conservation debt margin of \$690,702.

NOTE 11 - RISK MANAGEMENT

A. Property, Fleet, and Liability Insurance

The District is exposed to various risks of loss related to torts, theft of, damage to, and destruction of assets; errors and omissions; injuries to employees; and natural disasters. The District maintains comprehensive commercial insurance coverage for real property, building contents, vehicles, boilers, electronic equipment, media/data (software), musical instruments and miscellaneous school equipment.

**CAMPBELL CITY SCHOOL DISTRICT
MAHONING COUNTY, OHIO**

**NOTES TO THE BASIC FINANCIAL STATEMENTS
FOR THE FISCAL YEAR ENDED JUNE 30, 2008**

NOTE 11 - RISK MANAGEMENT - (Continued)

The comprehensive commercial insurance coverage limits are \$32,215,500 with a \$5,000 deductible. The business auto coverage limits are \$2,000,000 for liability and \$1,000,000 for uninsured motorists. The District has liability insurance coverage limits of \$1,000,000 per claim and \$3,000,000 general aggregate.

B. Medical Benefits

The District has joined together with other school districts in Mahoning County to form the Mahoning County Employee Insurance Consortium, a public entity shared risk pool, currently operating as a common risk management and insurance program for 12 member school districts. The plan was organized to provide health, dental, and vision benefits to its member organizations. In October 2005, the District entered into an agreement with Medical Mutual Services, LLC.

Rates are calculated and set through an annual update process. The District pays a monthly contribution which is placed in a common fund from which claims or payments are made for all participating districts and claims are paid for all participants regardless of claims flow. The Consortium is responsible for paying health plan claims up to \$135,000 per individual per year. Any claims exceeding the \$135,000 is covered by the District's stop-loss carrier.

The District now offers to employees the choice of two health insurance plans: Core Plan and Low Deductible Plan. Effective January 1, 2008, the District provides full-time employees with 100% Board paid hospitalization and prescription drugs under the Core Plan. Full-time employees opting for the Low Deductible Plan will pay 4% of the premium. Employee contributions are 4% for dental and vision insurance.

C. Workers' Compensation

As a penalty-rated organization, the District is not eligible for group rating due to the fact that the total claims cost, including compensation, medical costs and reserves, exceeded the established amount of the District's expected losses set by the Ohio Bureau of Workers' Compensation (BWC). However, the District does see the need to become proactive in the management of claims in order to decrease the financial impact of claims on the District's premiums. With the assistance of the BWC, CareWorks (Managed Care Organization) and Sheakley UniService (Third Party Administrator), the District strives to implement workplace safety solutions and cost-saving strategies in order to be able to participate once again in the Group Rating Program.

NOTE 12 - PENSION PLANS

A. School Employees Retirement System

Plan Description - The District contributes to the School Employees Retirement System (SERS), a cost-sharing, multiple-employer defined benefit pension plan. SERS provides retirement and disability benefits, annual cost-of-living adjustments, and death benefits to plan members and beneficiaries. Authority to establish and amend benefits is provided by Chapter 3309 of the Ohio Revised Code. SERS issues a publicly available, stand-alone financial report that includes financial statements and required supplementary information. That report may be obtained by writing to the School Employees Retirement System, 300 East Broad Street, Suite 100, Columbus, Ohio 43215-3746. It is also posted on the SERS' Ohio website, www.ohsers.org, under *Forms and Publications*.

**CAMPBELL CITY SCHOOL DISTRICT
MAHONING COUNTY, OHIO**

NOTES TO THE BASIC FINANCIAL STATEMENTS
FOR THE FISCAL YEAR ENDED JUNE 30, 2008

NOTE 12 - PENSION PLANS - (Continued)

Funding Policy - Plan members are required to contribute 10 percent of their annual covered salary and the District is required to contribute at an actuarially determined rate. The current District rate is 14 percent of annual covered payroll. A portion of the District's contribution is used to fund pension obligations with the remainder being used to fund health care benefits. For fiscal year 2008, 9.16 percent of annual covered salary was the portion used to fund pension obligations. The contribution requirements of plan members and employers are established and may be amended by the SERS' Retirement Board up to a statutory maximum amount of 10 percent for plan members and 14 percent for employers. Chapter 3309 of the Ohio Revised Code provides statutory authority for member and employer contributions. The District's required contributions for pension obligations to SERS for the fiscal years ended June 30, 2008, 2007, and 2006, were \$182,489, \$208,355, and \$181,569, respectively; 43.42 percent has been contributed for fiscal year 2008, and 100 percent for fiscal years 2007 and 2006.

B. State Teachers Retirement System of Ohio

Plan Description - The District participates in the State Teachers Retirement System of Ohio (STRS Ohio), a cost-sharing, multiple-employer public employee retirement plan. STRS Ohio provides retirement and disability benefits to members and death and survivor benefits to beneficiaries. STRS Ohio issues a stand-alone financial report that may be obtained by writing to STRS Ohio, 275 E. Broad St., Columbus, OH 43215-3771, by calling (888) 227-7877, or by visiting the STRS Ohio Web site at www.strsoh.org.

New members have a choice of three retirement plans, a Defined Benefit (DB) Plan, a Defined Contribution (DC) Plan and a Combined Plan. The DB plan offers an annual retirement allowance based on final average salary times a percentage that varies based on years of service, or an allowance based on a member's lifetime contributions and earned interest matched by STRS Ohio funds divided by an actuarially determined annuity factor. The DC Plan allows members to place all their member contributions and employer contributions equal to 10.5 percent of earned compensation into an investment account. Investment decisions are made by the member. A member is eligible to receive a retirement benefit at age 50 and termination of employment. The member may elect to receive a lifetime monthly annuity or a lump sum withdrawal. The Combined Plan offers features of both the DC Plan and the DB Plan. In the Combined Plan, member contributions are invested by the member, and employer contributions are used to fund the defined benefit payment at a reduced level from the regular DB Plan. The DB portion of the Combined Plan payment is payable to a member on or after age 60; the DC portion of the account may be taken as a lump sum or converted to a lifetime monthly annuity at age 50. Benefits are established by Chapter 3307 of the Ohio Revised Code.

A DB or Combined Plan member with five or more years credited service who becomes disabled may qualify for a disability benefit. Eligible spouses and dependents of these active members who die before retirement may qualify for survivor benefits. Members in the DC Plan who become disabled are entitled only to their account balance. If a member of the DC Plan dies before retirement benefits begin, the member's designated beneficiary is entitled to receive the member's account balance.

Funding Policy - For fiscal year 2008, plan members were required to contribute 10 percent of their annual covered salaries. The District was required to contribute 14 percent; 13 percent was the portion used to fund pension obligations. Contribution rates are established by the State Teachers Retirement Board, upon recommendations of its consulting actuary, not to exceed statutory maximum rates of 10 percent for members and 14 percent for employers. Chapter 3307 of the Ohio Revised Code provides statutory authority for member and employer contributions.

**CAMPBELL CITY SCHOOL DISTRICT
MAHONING COUNTY, OHIO**

**NOTES TO THE BASIC FINANCIAL STATEMENTS
FOR THE FISCAL YEAR ENDED JUNE 30, 2008**

NOTE 12 - PENSION PLANS - (Continued)

The District's required contributions for pension obligations to STRS Ohio for the fiscal years ended June 30, 2008, 2007, and 2006, were \$808,169, \$761,895, and \$757,010, respectively; 81.60 percent has been contributed for fiscal year 2008, and 100 percent for fiscal years 2007 and 2006. Contributions to the DC and Combined Plans for fiscal year 2008 were \$416 made by the District and \$10,645 made by the plan members.

C. Social Security System

Effective July 1, 1991, all employees not otherwise covered by the SERS/STRS Ohio have an option to choose Social Security or the SERS/STRS Ohio. As of June 30, 2008, certain members of the Board of Education have elected Social Security. The District's liability is 6.2 percent of wages paid.

NOTE 13 - POSTEMPLOYMENT BENEFITS

A. School Employees Retirement System

Plan Description - The District participates in two cost-sharing, multiple employer postemployment benefit plans administered by the School Employees Retirement System (SERS) for non-certificated retirees and their beneficiaries, a Health Care Plan and a Medicare Part B Plan. The Health Care Plan includes hospitalization and physicians' fees through several types of plans including HMO's, PPO's and traditional indemnity plans as well as a prescription drug program. The Medicare Part B Plan reimburses Medicare Part B premiums paid by eligible retirees and beneficiaries up to a statutory limit. Benefit provisions and the obligations to contribute are established by the System based on authority granted by State statute. The financial reports of both Plans are included in the SERS Comprehensive Annual Financial Report which is available by contacting SERS at 300 East Broad St., Suite 100, Columbus, Ohio 43215-3746.

Funding Policy - State statute permits SERS to fund the health care benefits through employer contributions. Each year, after the allocation for statutorily required benefits, the Retirement Board allocates the remainder of the employer contribution of 14 percent of covered payroll to the Health Care Fund. The Health Care Fund was established and is administered in accordance with Internal Revenue Code Section 401h. For 2008, 4.18 percent of covered payroll was allocated to health care. In addition, employers pay a surcharge for employees earning less than an actuarially determined amount; for 2008, this amount was \$35,800.

Active employee members do not contribute to the Health Care Plan. Retirees and their beneficiaries are required to pay a health care premium that varies depending on the plan selected, the number of qualified years of service, Medicare eligibility and retirement status.

The District's contributions for health care for the fiscal years ended June 30, 2008, 2007, and 2006, were \$112,043, \$96,143, and \$99,703, respectively; 43.42 percent has been contributed for fiscal year 2008, and 100 percent for fiscal years 2007 and 2006.

The Retirement Board, acting with advice of the actuary, allocates a portion of the employer contribution to the Medicare B Fund. For fiscal year 2008, this actuarially required allocation was 0.66 percent of covered payroll. The District's contributions for Medicare Part B for the fiscal years ended June 30, 2008, 2007, and 2006, were \$13,149, \$14,168, and \$14,451, respectively; 43.42 percent has been contributed for fiscal year 2008, and 100 percent for fiscal years 2007 and 2006.

**CAMPBELL CITY SCHOOL DISTRICT
MAHONING COUNTY, OHIO**

**NOTES TO THE BASIC FINANCIAL STATEMENTS
FOR THE FISCAL YEAR ENDED JUNE 30, 2008**

NOTE 13 - POSTEMPLOYMENT BENEFITS - (Continued)

B. State Teachers Retirement System of Ohio

Plan Description - The District contributes to the cost sharing, multiple employer defined benefit Health Plan (the "Plan") administered by the State Teachers Retirement System of Ohio (STRS Ohio) for eligible retirees who participated in the defined benefit or combined pension plans offered by STRS Ohio. Benefits include hospitalization, physicians' fees, prescription drugs and reimbursement of monthly Medicare Part B premiums. The Plan is included in the report of STRS Ohio which may be obtained by visiting www.strsoh.org or by calling (888) 227-7877.

Funding Policy - Ohio law authorizes STRS Ohio to offer the Plan and gives the Retirement Board authority over how much, if any, of the health care costs will be absorbed by STRS Ohio. Active employee members do not contribute to the Plan. All benefit recipients pay a monthly premium. Under Ohio law, funding for post-employment health care may be deducted from employer contributions. For 2008, STRS Ohio allocated employer contributions equal to 1 percent of covered payroll to the Health Care Stabilization Fund. The District's contributions for health care for the fiscal years ended June 30, 2008, 2007, and 2006, were \$62,167, \$58,607, and \$58,232, respectively; 81.60 percent has been contributed for fiscal year 2008, and 100 percent for fiscal years 2007 and 2006.

NOTE 14 - BUDGETARY BASIS OF ACCOUNTING

While reporting financial position, results of operations, and changes in fund balance on the basis of generally accepted accounting principles (GAAP), the budgetary basis as provided by law is based upon accounting for certain transactions on a basis of cash receipts and disbursements.

The statement of revenue, expenditures and changes in fund balance - budget and actual (non-GAAP budgetary basis) presented for the general fund is presented on the budgetary basis to provide a meaningful comparison of actual results with the budget. The major differences between the budget basis and the GAAP basis are that:

- (a) Revenues and other financing sources are recorded when received in cash (budget basis) as opposed to when susceptible to accrual (GAAP basis);
- (b) Expenditures and other financing uses are recorded when paid in cash (budget basis) as opposed to when the liability is incurred (GAAP basis); and,
- (c) In order to determine compliance with Ohio law, and to reserve that portion of the applicable appropriation, total outstanding encumbrances (budget basis) are recorded as the equivalent of an expenditure, as opposed to a reservation of fund balance for that portion of outstanding encumbrances not already recognized as an account payable (GAAP basis).

The adjustments necessary to convert the results of operations for the year on the budget basis to the GAAP basis for the general fund and emergency levy fund is as follows:

**CAMPBELL CITY SCHOOL DISTRICT
MAHONING COUNTY, OHIO**

NOTES TO THE BASIC FINANCIAL STATEMENTS
FOR THE FISCAL YEAR ENDED JUNE 30, 2008

NOTE 14 - BUDGETARY BASIS OF ACCOUNTING - (Continued)

Net Change in Fund Balance

	<u>General fund</u>	<u>Emergency levy fund</u>
Budget basis	\$ (122,943)	\$ -
Net adjustment for revenue accruals	5,377	1
Net adjustment for expenditure accruals	(95,670)	3,179
Net adjustment for other financing sources/uses	(33,276)	-
Adjustment for encumbrances	<u>78,965</u>	<u>-</u>
GAAP basis	<u>\$ (167,547)</u>	<u>\$ 3,180</u>

NOTE 15 - CONTINGENCIES

A. Grants

The District receives significant financial assistance from numerous federal, State and local agencies in the form of grants. The disbursement of funds received under these programs generally requires compliance with terms and conditions specified in the grant agreements and are subject to audit by the grantor agencies. Any disallowed claims resulting from such audits could become a liability of the District. However, in the opinion of management, any such disallowed claims will not have a material effect on the financial position of the District.

B. Litigation

The District is involved in no material litigation as either plaintiff or defendant.

NOTE 16 - STATUTORY RESERVES

The District is required by State law to set-aside certain general fund revenue amounts, as defined by statute, into various reserves. These reserves are calculated and presented on a cash basis. During the fiscal year ended June 30, 2008, the reserve activity was as follows:

	<u>Instructional Materials</u>	<u>Capital Maintenance</u>	<u>BWC Refunds</u>	<u>School Bus Purchases</u>
Set-aside balance at June 30, 2007	\$ (164,220)	\$ (2,653,302)	\$ 80,192	\$ 67,750
Current year set-aside requirement	222,874	222,874	-	5,818
Current year qualifying expenditures	<u>(182,432)</u>	<u>(55,605)</u>	<u>-</u>	<u>(67,550)</u>
Set-aside balance at June 30, 2008	<u>\$ (123,778)</u>	<u>\$ (2,486,033)</u>	<u>\$ 80,192</u>	<u>\$ 6,018</u>
Set-aside balance carried forward to FY2009	<u>\$ (123,778)</u>	<u>\$ (2,430,428)</u>	<u>\$ 80,192</u>	<u>\$ 6,018</u>

**CAMPBELL CITY SCHOOL DISTRICT
MAHONING COUNTY, OHIO**

**NOTES TO THE BASIC FINANCIAL STATEMENTS
FOR THE FISCAL YEAR ENDED JUNE 30, 2008**

NOTE 16 - STATUTORY RESERVES - (Continued)

The District had current year qualifying expenditures during the year that reduced the instructional materials and capital maintenance set-aside amounts below zero. The excess amount for the instructional materials set-aside, and a portion of the excess amount for the capital maintenance set-aside, will be used to reduce the set-aside requirements of future years.

Monies representing BWC refunds that were received prior to April 10, 2001 have been shown as a restricted asset and a reservation of fund balance in the general fund since allowable expenditures are restricted by State statute. The District also received monies for school bus purchases.

A schedule of restricted assets at June 30, 2008 follows:

Restricted for BWC refunds	\$ 80,192
Restricted for school bus purchase	<u>6,018</u>
Total	<u>\$ 86,210</u>

THIS PAGE INTENTIONALLY LEFT BLANK.

CAMPBELL CITY SCHOOL DISTRICT
MAHONING COUNTY

FEDERAL AWARDS EXPENDITURES SCHEDULE
FOR THE YEAR ENDED JUNE 30, 2008

FEDERAL GRANTOR <i>Pass Through Grantor</i> Program Title	Pass Through Entity Number	Federal CFDA Number	Receipts	Non-Cash Receipts	Disbursements	Non-Cash Disbursements
<u>U.S. DEPARTMENT OF AGRICULTURE</u>						
<i>Passed Through Ohio Department of Education:</i>						
Child Nutrition Cluster:						
School Breakfast Program		10.553	\$88,835		\$88,835	
National School Lunch Program		10.555	360,467		360,467	
Sub-Total U.S. Department of Agriculture - Nutrition Cluster			449,302		449,302	
Food Donation Program		10.550		\$76,091		\$76,091
Total U.S. Department of Agriculture			449,302	\$76,091	449,302	\$76,091
<u>U.S. DEPARTMENT OF EDUCATION</u>						
<i>Passed Through Ohio Department of Education:</i>						
Special Education Cluster:						
Special Education Grants to States	6B-SF-06	84.027	0		341	
	6B-SF-07	84.027	49,372		68,737	
	6B-SF-08	84.027	376,431		302,716	
Total Special Education Grants to States - Special Education Cluster			425,803		371,794	
Title I Grants to Local Educational Agencies	C1-S1-07	84.010	103,909		91,155	
	C1-S1-08	84.010	571,704		483,901	
Total Title I Grants to Local Educational Agencies			675,613		575,056	
Safe and Drug-Free Schools and Communities	DR-S1-07	84.186	2,042		683	
	DR-S1-08	84.186	1,063		2,116	
Total Safe and Drug-Free Schools and Communities			3,105		2,799	
State Grants for Innovative Programs	C2-S1-07	84.298	1,934		2,673	
	C2-S1-08	84.298	2,196		1,739	
Total State Grants for Innovative Programs			4,130		4,412	
Education Technology State Grants	TJ-S1-07	84.318	435		331	
	TJ-S1-08	84.318	5,513		2,692	
Total Education Technology State Grants			5,948		3,023	
English Language Acquisition Grants	T3-S1-07	84.365	22		0	
Total English Language Acquisition Grants			22		0	
Improving Teacher Quality State Grants	TR-S1-07	84.367	19,691		19,691	
	TR-S1-08	84.367	119,008		107,327	
Total Improving Teacher Quality State Grants			138,699		127,018	
Total U.S. Department of Education			1,253,320		1,084,102	
Totals:			<u>\$1,702,622</u>	<u>\$76,091</u>	<u>\$1,533,404</u>	<u>\$76,091</u>

The accompanying notes are an integral part of this schedule.

**CAMPBELL CITY SCHOOL DISTRICT
MAHONING COUNTY**

**NOTES TO THE FEDERAL AWARDS EXPENDITURES SCHEDULE
FISCAL YEAR ENDED JUNE 30, 2008**

NOTE A - SIGNIFICANT ACCOUNTING POLICIES

The accompanying Federal Awards Expenditures Schedule (the Schedule) summarizes activity of the School District's federal award programs. The schedule has been prepared on the cash basis of accounting.

NOTE B - CHILD NUTRITION CLUSTER

Cash receipts from the U.S. Department of Agriculture are commingled with State grants. It is assumed federal monies are expended first.

NOTE C – FOOD DONATION PROGRAM

Program regulations do not require the School District to maintain separate inventory records for purchased food and food received from the U.S. Department of Agriculture. This non-monetary assistance (expenditures) is reported in the Schedule at the fair value of the commodities received.



Mary Taylor, CPA

Auditor of State

INDEPENDENT ACCOUNTANTS' REPORT ON INTERNAL CONTROL OVER FINANCIAL REPORTING AND ON COMPLIANCE AND OTHER MATTERS REQUIRED BY *GOVERNMENT AUDITING STANDARDS*

Campbell City School District
Mahoning County
280 Sixth Street
Campbell, Ohio 44405

To the Board of Education:

We have audited the financial statements of the governmental activities, each major fund, and the aggregate remaining fund information of Campbell City School District, Mahoning County, Ohio, (the District) as of and for the year ended June 30, 2008, which collectively comprise the District's basic financial statements and have issued our report thereon dated May 6, 2009. We conducted our audit in accordance with auditing standards generally accepted in the United States of America and the standards applicable to financial audits contained in the Comptroller General of the United States' *Government Auditing Standards*.

Internal Control Over Financial Reporting

In planning and performing our audit, we considered the District's internal control over financial reporting as a basis for designing our audit procedures for expressing our opinion on the financial statements, but not to opine on the effectiveness of the District's internal control over financial reporting. Accordingly, we have not opined on the effectiveness of the District's internal control over financial reporting.

A control deficiency exists when the design or operation of a control does not allow management or employees, in performing their assigned functions, to prevent or detect misstatements on a timely basis. A significant deficiency is a control deficiency, or combination of control deficiencies, that adversely affects the District's ability to initiate, authorize, record, process, or report financial data reliably in accordance with its applicable accounting basis, such that there is more than a remote likelihood that the District's internal control will not prevent or detect a more-than-inconsequential financial statement misstatement.

A material weakness is a significant deficiency, or combination of significant deficiencies resulting in more than a remote likelihood that the District's internal control will not prevent or detect a material financial statement misstatement.

Our consideration of internal control over financial reporting was for the limited purpose described in the first paragraph of this section and would not necessarily identify all internal control deficiencies that might be significant deficiencies or material weaknesses. We did not identify any deficiencies in internal control over financial reporting that we consider material weaknesses, as defined above.

We noted certain matters that we reported to the District's management in a separate letter dated May 6, 2009.

Compliance and Other Matters

As part of reasonably assuring whether the District's financial statements are free of material misstatement, we tested its compliance with certain provisions of laws, regulations, contracts, and grant agreements, noncompliance with which could directly and materially affect the determination of financial statement amounts. However, providing an opinion on compliance with those provisions was not an objective of our audit and accordingly, we do not express an opinion. The results of our tests disclosed an instance of noncompliance or other matters we must report under *Government Auditing Standards* which is described in the accompanying schedule of findings as item 2008-001.

We also note a certain noncompliance or other matter not requiring inclusion in this report that we reported to the District's management in a separate letter dated May 6, 2009.

We intend this report solely for the information and use of the audit committee, management, Board of Education, and federal awarding agencies and pass-through entities. We intend it for no one other than these specified parties.

A handwritten signature in cursive script that reads "Mary Taylor".

Mary Taylor, CPA
Auditor of State

May 6, 2009



Mary Taylor, CPA

Auditor of State

INDEPENDENT ACCOUNTANTS' REPORT ON COMPLIANCE WITH REQUIREMENTS APPLICABLE TO EACH MAJOR FEDERAL PROGRAM AND ON INTERNAL CONTROL OVER COMPLIANCE IN ACCORDANCE WITH OMB CIRCULAR A-133

Campbell City School District
Mahoning County
280 Sixth Street
Campbell, Ohio 44405

To the Board of Education:

Compliance

We have audited the compliance of Campbell City School District (the District) with the types of compliance requirements described in the U.S. Office of Management and Budget (OMB) *Circular A-133, Compliance Supplement* that apply to its major federal programs for the year ended June 30, 2008. The summary of auditor's results section of the accompanying schedule of findings identifies the District's major federal programs. The District's management is responsible for complying with the requirements of laws, regulations, contracts, and grants applicable to each major federal program. Our responsibility is to express an opinion on the District's compliance based on our audit.

We conducted our audit of compliance in accordance with auditing standards generally accepted in the United States of America; the standards applicable to financial audits contained in *Government Auditing Standards* issued by the Comptroller General of the United States; and OMB Circular A-133, *Audits of States, Local Governments, and Non-Profit Organizations*. Those standards and OMB Circular A-133 require that we plan and perform the audit to reasonably assure whether noncompliance occurred with the types of compliance requirements referred to above that could directly and materially affect a major federal program. An audit includes examining, on a test basis, evidence about the District's compliance with those requirements and performing other procedures we considered necessary in the circumstances. We believe our audit provides a reasonable basis for our opinion. Our audit does not provide a legal determination on the District's compliance with those requirements.

In our opinion, the Campbell City School District complied, in all material respects, with the requirements referred to above that apply to its major federal programs for the year ended June 30, 2008.

Internal Control Over Compliance

The District's management is responsible for establishing and maintaining effective internal control over compliance with the requirements of laws, regulations, contracts, and grants applicable to federal programs. In planning and performing our audit, we considered the District's internal control over compliance with requirements that could directly and materially affect a major federal program in order to determine our auditing procedures for the purpose of expressing our opinion on compliance, but not for the purpose of expressing an opinion on the effectiveness of internal control over compliance. Accordingly, we do not express an opinion on the effectiveness of the District's internal control over compliance.

A *control deficiency* in internal control over compliance exists when the design or operation of a control does not allow management or employees, when performing their assigned functions, to prevent or detect noncompliance with a federal program compliance requirement on a timely basis. A *significant deficiency* is a control deficiency, or combination of control deficiencies, that adversely affects the District's ability to administer a federal program such that there is more than a remote likelihood that the District's internal control will not prevent or detect more-than-inconsequential noncompliance with a federal program compliance requirement.

A material weakness is a significant deficiency, or combination of significant deficiencies, that results in more than a remote likelihood that the District's internal control will not prevent or detect material noncompliance with a federal program's compliance requirements.

Our consideration of internal control over compliance was for the limited purpose described in the first paragraph of this section and would not necessarily identify all deficiencies in internal control that might be significant deficiencies or material weaknesses. We did not identify any deficiencies in internal control over compliance that we consider to be material weaknesses, as defined above.

We intend this report solely for the information and use of the audit committee, management, Board of Education, federal awarding agencies, and pass-through entities. It is not intended for anyone other than these specified parties.

A handwritten signature in black ink that reads "Mary Taylor". The signature is written in a cursive, flowing style.

Mary Taylor, CPA
Auditor of State

May 6, 2009

**CAMPBELL CITY SCHOOL DISTRICT
MAHONING COUNTY**

**SCHEDULE OF FINDINGS
OMB CIRCULAR A -133 § .505
JUNE 30, 2008**

1. SUMMARY OF AUDITOR'S RESULTS

<i>(d)(1)(i)</i>	Type of Financial Statement Opinion	Unqualified
<i>(d)(1)(ii)</i>	Were there any material control weaknesses reported at the financial statement level (GAGAS)?	No
<i>(d)(1)(ii)</i>	Were there any other significant deficiencies in internal control reported at the financial statement level (GAGAS)?	No
<i>(d)(1)(iii)</i>	Was there any reported material noncompliance at the financial statement level (GAGAS)?	Yes
<i>(d)(1)(iv)</i>	Were there any material internal control weaknesses reported for major federal programs?	No
<i>(d)(1)(iv)</i>	Were there any other significant deficiencies in internal control reported for major federal programs?	No
<i>(d)(1)(v)</i>	Type of Major Programs' Compliance Opinion	Unqualified
<i>(d)(1)(vi)</i>	Are there any reportable findings under § .510?	No
<i>(d)(1)(vii)</i>	Major Programs (list):	Nutrition Cluster CFDA 10.553 and 10.555
<i>(d)(1)(viii)</i>	Dollar Threshold: Type A/B Programs	Type A: > \$ 300,000 Type B: all others
<i>(d)(1)(ix)</i>	Low Risk Auditee?	Yes

**2. FINDINGS RELATED TO THE FINANCIAL STATEMENTS
REQUIRED TO BE REPORTED IN ACCORDANCE WITH GAGAS**

FINDING NUMBER 2008-001

Finding for Recovery Repaid under Audit

The District purchases fresh produce from Scarpaci's Fruits & Vegetables, Inc. for use in the cafeteria. The District paid 10 invoices from the months of May and June with check number 25731 on June 24, 2008 in the amount of \$2,468.06. The invoice dated May 12, 2008 was erroneously overpaid due to an error on the adding machine tape. The overpayment resulted in the vendor receiving payment for goods that were not received by the District in the amount of \$628.21.

**FINDING NUMBER 2008-001
(Continued)**

In accordance with the foregoing facts and pursuant to Ohio Rev. Code Section 117.28, a Finding for Recovery for public monies illegally expended is hereby issued against Scarpaci's Fruits & Vegetables, Inc. in favor of Campbell City School District in the amount of \$628.21.

This amount was repaid under audit on November 12, 2008.

3. FINDINGS AND QUESTIONED COSTS FOR FEDERAL AWARDS
--

None



Mary Taylor, CPA
Auditor of State

CAMPBELL CITY SCHOOL DISTRICT

MAHONING COUNTY

CLERK'S CERTIFICATION

This is a true and correct copy of the report which is required to be filed in the Office of the Auditor of State pursuant to Section 117.26, Revised Code, and which is filed in Columbus, Ohio.

Susan Babbitt

CLERK OF THE BUREAU

**CERTIFIED
JUNE 16, 2009**