

**FINANCIAL CONDITION  
FRANKLIN COUNTY**

**SINGLE AUDIT**

**FOR THE YEAR ENDED DECEMBER 31, 2008**



**Mary Taylor, CPA**  
Auditor of State



**FINANCIAL CONDITION  
FRANKLIN COUNTY**

**TABLE OF CONTENTS**

<b>TITLE</b>	<b>PAGE</b>
Federal Awards of Receipts and Expenditures Schedule.....	1
Notes to the Federal Awards of Receipts and Expenditures Schedule .....	4
Independent Accountants' Report on Internal Control over Financial Reporting and on Compliance and Other Matters Required by <i>Government Auditing Standards</i> .....	7
Independent Accountants' Report on Compliance with Requirements Applicable to Each Major Federal Program, Internal Control Over Compliance in Accordance with OMB Circular A-133, and Federal Awards of Receipts and Expenditures Schedule.....	9
Schedule of Findings.....	11
Schedule of Prior Audit Findings Questioned Costs .....	13

**THIS PAGE INTENTIONALLY LEFT BLANK**

**FRANKLIN COUNTY, OHIO**  
 Federal Awards of Receipts and Expenditures Schedule  
 Year Ended December 31, 2008  
 (Cash Basis)

Federal Grantor Agency/ Pass-Through Agency/ Program Title	Grant or Identifying Number	Federal CFDA Number	Receipts	Expenditures
<b>U.S. DEPARTMENT OF AGRICULTURE</b>				
<b>Pass through Ohio Department of Education:</b>				
Nutrition Cluster:				
School Breakfast Program	065979	10.553	\$ 12,382	\$ 12,382
National School Lunch Program	065979	10.555	59,549	59,549
National School Lunch Program	069591	10.555	174,251	159,779
Total for CFDA 10.555			<u>233,800</u>	<u>219,328</u>
Total Ohio Department of Education - Nutrition Cluster			<u>246,182</u>	<u>231,710</u>
<b>Total U.S. Department of Agriculture</b>			<b><u>246,182</u></b>	<b><u>231,710</u></b>
<b>U.S. DEPARTMENT OF HOUSING AND URBAN DEVELOPMENT</b>				
<b>Direct:</b>				
Community Development Block Grant	N/A	14.218	1,819,264	1,818,536
Community Development Block Grant	N/A	14.218	601,297	602,753
Total for CFDA 14.218			<u>2,420,561</u>	<u>2,421,289</u>
Emergency Shelter Grants Program	N/A	14.231	51,228	51,228
Emergency Shelter Grants Program	N/A	14.231	17,293	17,293
Total for CFDA 14.231			<u>68,521</u>	<u>68,521</u>
Home Investment Partnership Program	N/A	14.239	23,801	23,801
Home Investment Partnership Program	N/A	14.239	105,737	103,834
Home Investment Partnership Program	N/A	14.239	632,523	999,327
Home Investment Partnership Program	N/A	14.239	174,520	377,919
Home Investment Partnership Program	N/A	14.239	-	20,710
Total for CFDA 14.239			<u>936,581</u>	<u>1,525,591</u>
<b>Total U.S. Department of Housing and Urban Development</b>			<b><u>3,425,663</u></b>	<b><u>4,015,401</u></b>
<b>U.S. DEPARTMENT OF JUSTICE</b>				
<b>Direct:</b>				
2004 Bulletproof Vest Partnership Program	N/A	16.607	2,076	1,240
2005 Bulletproof Vest Partnership Program	N/A	16.607	177	177
Total for CFDA 16.607			<u>2,253</u>	<u>1,417</u>
Edward Byrne Memorial Justice Assistance Grant	N/A	16.738	-	83,110
Edward Byrne Memorial Justice Assistance Grant	N/A	16.738	-	230,793
Edward Byrne Memorial Justice Assistance Grant	N/A	16.738	-	520,893
Edward Byrne Memorial Justice Assistance Grant	N/A	16.738	307,432	-
Total for CFDA 16.738			<u>307,432</u>	<u>834,796</u>
Total Direct			<u>309,685</u>	<u>836,213</u>
<b>Pass through Ohio Department of Youth Services:</b>				
Juvenile Accountability Block Grant	06-JB-RPU-0801	16.523	97,938	19,387
Juvenile Accountability Block Grant	07-JB-RPU-0801	16.523	83,008	120,232
Total for CFDA 16.523			<u>180,946</u>	<u>139,619</u>
Juvenile Justice and Delinquency Prevention Program	06-JJ-ADM-0191	16.540	10,000	10,000
Juvenile Justice and Delinquency Prevention Program	07-JJ-ADM-0191	16.540	10,000	20,000
Juvenile Justice and Delinquency Prevention Program	06-JJ-RPU-0895	16.540	206,424	35,581
Juvenile Justice and Delinquency Prevention Program	07-JJ-RPU-0895	16.540	208,989	211,936
Total for CFDA 16.540			<u>435,413</u>	<u>277,517</u>
Total Ohio Department of Youth Services			<u>616,359</u>	<u>417,136</u>
<b>Pass through Ohio Attorney General's Office:</b>				
Crime Victim Assistance	2007SADSCE079	16.575	5,166	6,889
Crime Victim Assistance	2008SADSCE079T	16.575	1,304	-
Crime Victim Assistance	2007VADSCE079T	16.575	51,160	49,910
Crime Victim Assistance	2008VADSCE079T	16.575	13,032	13,012
Total for CFDA 16.575			<u>70,662</u>	<u>69,811</u>

The accompanying notes to this schedule are an integral part of this schedule.

(Continued on next page)

**FRANKLIN COUNTY, OHIO**

Federal Awards of Receipts and Expenditures Schedule (Continued)  
Year Ended December 31, 2008  
(Cash Basis)

Federal Grantor Agency/ Pass-Through Agency/ Program Title	Grant or Identifying Number	Federal CFDA Number	Receipts	Expenditures
<b>Pass through Ohio Office of Criminal Justice Services:</b>				
Edward Byrne Memorial Formula Grant Program	07-WF-ADM-8752	16.579	\$ 9,338	\$ 9,338
Violence Against Women Formula Grant	06-WF-RPU-0868	16.588	277,417	134,598
Violence Against Women Formula Grant	07-WF-RPU-0868	16.588	353,443	353,443
Violence Against Women Formula Grant	06-WF-ADM-8752	16.588	7,231	-
Total for CFDA 16.588			638,091	488,041
Edward Byrne Memorial Justice Assistance Grant	2005-JG-ADV-V6632	16.738	46,543	46,543
Paul Coverdell Forensic Sciences Improvement Program	2007-PC-NFS-7810	16.742	14,564	14,564
Total Ohio Office of Criminal Justice			708,536	558,486
<b>Pass through Iowa State University:</b>				
National Institute of Justice Research, Evaluation and Development Project Grants	SC-07-306	16.560	19,838	19,838
<b>Total U.S. Department of Justice</b>			<b>1,725,080</b>	<b>1,901,484</b>
<b>U.S. DEPARTMENT OF LABOR</b>				
<b>Pass through the Central Ohio Workforce Investment Corporation:</b>				
Workforce Investment Act Cluster:				
Workforce Investment Act - Adult Worker Program	31-6400067	17.258	155,629	155,629
Workforce Investment Act - Dislocated Worker Program	31-6400067	17.260	155,629	155,629
Total Central Ohio Workforce Investment Corporation - Workforce Investment Act Cluster			311,258	311,258
<b>Total U.S. Department of Labor</b>			<b>311,258</b>	<b>311,258</b>
<b>U.S. DEPARTMENT OF TRANSPORTATION</b>				
<b>Pass through the Ohio Department of Transportation:</b>				
Highway Planning and Construction-Stelzer Road	PID 11402	20.205	745,952	105,242
Highway Planning and Construction-Morse at US 62	PID 22374	20.205	2,176,636	533,735
Highway Planning and Construction-Clime Road	PID 75498	20.205	-	934,605
Highway Planning and Construction-Clime Road	PID 75499	20.205	1,374,971	198,477
Highway Planning and Construction-Greenlawn Avenue Bridg	PID 75801	20.205	1,060,122	220,518
Highway Planning and Construction-Alkire Roa	PID 76255	20.205	-	103,528
Highway Planning and Construction-Lockbourne Road Bridge	PID 76491	20.205	51,221	-
Highway Planning and Construction-Scioto and Darby Creek Road	PID 79030	20.205	-	88,399
Highway Planning and Construction-Alternative Fuels Refueling	PID 79680	20.205	62,703	74,759
Highway Planning and Construction-COMBAT	PID 80924	20.205	1,426,860	846,397
Highway Planning and Construction-Bixby at US Route 33 Study	PID 81388	20.205	44,551	72,775
Highway Planning and Construction-Sign Upgrade and Compliance Study	PID 81975	20.205	15,075	-
Highway Planning and Construction-Sign Inventory Upgrades/Materials	PID 82095	20.205	47,417	-
Total for CFDA 20.205			7,005,508	3,178,435
<b>Pass through the Ohio Department of Public Safety:</b>				
State and Community Highway Safety-Third Grade Safety Belt	31-6400067	20.600	6,800	6,800
State and Community Highway Safety-DUI Enforcement (2008)	31-6400067	20.600	186,801	174,418
State and Community Highway Safety-DUI Enforcement (2009)	31-6400067	20.600	-	7,701
State and Community Highway Safety-Selected Traffic Enforcement (2007)	00658	20.600	17,937	10,766
State and Community Highway Safety-Selected Traffic Enforcement (2008)	00433	20.600	-	5,143
Total for CFDA 20.600			211,538	204,828
<b>Pass through the Central Ohio Transit Authority:</b>				
Job Access Reverse Commute	31-6400067	20.516	240,772	240,772
<b>Total U. S. Department of Transportation</b>			<b>7,457,818</b>	<b>3,624,035</b>
<b>U.S. DEPARTMENT OF EDUCATION</b>				
<b>Pass through Ohio Department of Education:</b>				
Special Education Cluster:				
Special Education-Grants to States	065979-6BSF-2008	84.027	575,472	575,472
Special Education-Grants to States	065979-6BSF-2009	84.027	50,200	50,200
Total for CFDA 84.027			625,672	625,672
Special Education-Preschool Grants	065979-PGS1-2008	84.173	292,644	292,644
Special Education-Preschool Grants	065979-PGS1-2009	84.173	25,384	25,384
Total for CFDA 84.173			318,028	318,028
Total Ohio Department of Education - Special Education Cluster			943,700	943,700
Innovative Education Program Strategies	065979-C2S1-2008	84.298	1,728	1,728
Innovative Education Program Strategies	065979-C2S1-2009	84.298	59	59
Total for CFDA 84.298			1,787	1,787
Total Ohio Department of Education			945,487	945,487

The accompanying notes to this schedule are an integral part of this schedule.

(Continued on next page)

**FRANKLIN COUNTY, OHIO**  
 Federal Awards of Receipts and Expenditures Schedule (Continued)  
 Year Ended December 31, 2008  
 (Cash Basis)

Federal Grantor Agency/ Pass-Through Agency/ Program Title	Grant or Identifying Number	Federal CFDA Number	Receipts	Expenditures
<b>Pass through Rehabilitation Service Commission:</b>				
Rehabilitation Services-Vocational Rehabilitation Grants-Pathways	31-6400067	84.126	\$ 55,235	\$ 55,235
Rehabilitation Services-Vocational Rehabilitation Grants	31-6400067	84.126	104,830	104,830
			<u>160,065</u>	<u>160,065</u>
<b>Total U.S. Department of Education</b>			<b><u>1,105,552</u></b>	<b><u>1,105,552</u></b>
<b><u>U.S. Department of Health and Human Services</u></b>				
<b>Pass through City of Columbus:</b>				
National Family Caregiver Support	EL007658	93.052	194,033	194,033
<b>Pass through Ohio Department of MR&amp;DD:</b>				
Social Services Block Grant	MR-25	93.667	811,878	811,878
Social Services Block Grant	MR-25	93.667	550,300	550,300
Total for CFDA 93.667			<u>1,362,178</u>	<u>1,362,178</u>
State Children's Insurance Program				
Target Case Management	2500010	93.767	35,152	35,152
Medical Assistance Program				
Community Alternative Funding System	2500010	93.778	5,735,844	-
Target Case Management	2500010	93.778	2,840,053	2,435,550
Day Habilitation-Level One Waiver	2500010	93.778	4,172,198	4,172,198
Day Habilitation-Individual Options Waiver	2500010	93.778	17,191,001	17,191,001
Waiver Administration	2500010	93.778	257,876	257,876
Total for CFDA 93.778			<u>30,196,972</u>	<u>24,056,625</u>
Total Ohio Department of MR&DD			31,594,302	25,453,955
<b>Total U.S. Department of Health and Human Services</b>			<b><u>31,788,335</u></b>	<b><u>25,647,988</u></b>
<b><u>U.S. DEPARTMENT OF HOMELAND SECURITY</u></b>				
<b>Pass through Ohio Emergency Management Agency</b>				
Disaster Grants-Public Assistance	EM-3286	97.036	163,887	163,887
Disaster Grants-Public Assistance	DR-1805	97.036	-	165,587
Total for CFDA 97.036			<u>163,887</u>	<u>329,474</u>
Emergency Management Performance Grant	31-6400067	97.042	166,649	26,200
Emergency Management Performance Grant	31-6400067	97.042	-	233,372
Total for CFDA 97.042			<u>166,649</u>	<u>259,572</u>
Homeland Security Grant Program-FY 06 Citizen Corps Council	2006-GE-T7-0030	97.067	14,500	14,500
Homeland Security Grant Program-FY 07 Citizen Corps Council	2007-GE-T7-0030	97.067	7,000	2,333
Homeland Security Grant Program-FY 05 SHSP	2005-GE-T7-0030	97.067	134,711	139,411
Homeland Security Grant Program-FY 06 SHSP	2006-GE-T7-0030	97.067	70,819	70,819
Homeland Security Grant Program-FY 07 SHSP	2007-GE-T7-0030	97.067	322,249	273,249
Homeland Security Grant Program-FY 07 SHSP Exercise Fund	2007-GE-T7-0030	97.067	3,995	3,995
Homeland Security Grant Program-FY 07 LETPP	2007-GE-T7-0030	97.067	104,816	104,816
Homeland Security Grant Program-Urban Area Security Initiative	S05-UASI-25-0290	97.067	103,361	103,361
Homeland Security Grant Program-Urban Area Security Initiative	S06-UASI-25-0290	97.067	1,740,624	1,741,541
Homeland Security Grant Program-Urban Area Security Initiative	S07-UASI-25-0290	97.067	1,806,925	1,719,489
Total for CFDA 97.067			<u>4,309,000</u>	<u>4,173,514</u>
<b>Total U.S. Department of Homeland Security</b>			<b><u>4,639,536</u></b>	<b><u>4,762,560</u></b>
<b>TOTAL FEDERAL FINANCIAL ASSISTANCE</b>			<b><u>\$ 50,699,424</u></b>	<b><u>\$ 41,599,988</u></b>

The accompanying notes to this schedule are an integral part of this schedule.

**FINANCIAL CONDITION  
FRANKLIN COUNTY**

**NOTES TO FEDERAL AWARDS OF RECEIPTS AND EXPENDITURES SCHEDULE  
FISCAL YEAR ENDED DECEMBER 31, 2008**

**1) GENERAL**

The accompanying Federal Awards of Receipts and Expenditures Schedule (the Schedule) presents the federal grant activity of Franklin County, Ohio (the County). The Schedule only reflects the federal awards of the primary government except for the Alcohol, Drug and Mental Health Board of Franklin County as this board was audited by another auditor, as defined in Note 1 to the basic financial statements. See note 7 to the Schedule.

**2) BASIS OF ACCOUNTING**

The accompanying Schedule is presented using the cash basis of accounting in which revenues are recognized when received and expenditures are recognized when paid. Therefore, some amounts presented in the Schedule may differ from amounts presented in, or used in the preparation of, the basic financial statements. Amounts reported may also differ from other federal award reports the County submits directly to federal granting agencies or pass-through entities because the award reports may be presented for a different fiscal period, and/or may include cumulative (from prior years) data rather than data for the current year only.

**3) SUBRECIPIENTS**

The County passes-through to local governments or not-for-profit agencies (subrecipients) certain federal assistance received by the County directly from the federal awarding agency or from a pass-through entity. As described in Note 2, the County records expenditures of federal awards to subrecipients when paid in cash.

The subrecipients have certain compliance responsibilities related to administering these federal programs. Under OMB Circular A-133, the County is responsible for monitoring subrecipients to help assure that federal awards are expended for authorized purposes in compliance with laws, regulations, and the provisions of contracts or grant agreements, and that performance goals are achieved. The total amounts of federal assistance provided to subrecipients by the County for each federal program is summarized below:

<b>Program Title</b>	<b>Federal CFDA Number</b>	<b>Amounts Provided to Subrecipients</b>
Community Development Block Grant	14.218	\$1,708,786
Emergency Shelter Program	14.231	68,521
Home Investment Partnership Program	14.239	1,439,958
Juvenile Justice and Delinquency Prevention Program	16.540	229,813
Violence Against Women Formula Grant	16.588	319,033
Edward Byrne Memorial Justice Assistance Grant	16.738	598,759
Social Services Block Grant	93.667	185,180
Homeland Security Grant Program	97.067	3,191,723



**FINANCIAL CONDITION  
FRANKLIN COUNTY**

**NOTES TO FEDERAL AWARDS OF RECEIPTS AND EXPENDITURES SCHEDULE  
FISCAL YEAR ENDED DECEMBER 31, 2008  
(Continued)**

**4) LOAN PROGRAMS**

The County has established a revolving loan program to provide low-interest loans to rehabilitate homes for persons from low-moderate income households and to businesses to create jobs. The Federal Department of Housing and Urban Development (HUD) grants money for these loans to the County. The initial loan of this money is recorded as a disbursement on the accompanying Federal Awards of Receipts and Expenditure Schedule (the Schedule). Loans repaid, including interest, are used to make additional loans. Such subsequent loans are subject to certain compliance requirements imposed by HUD, but are not included as disbursements on the Schedule. The County had the following loan balances outstanding at December 31, 2008, including delinquent loans of \$19,234:

<b>Program Title</b>	<b>Federal CFDA Number</b>	<b>Loan Balances Outstanding</b>
Community Development Block Grant	14.218	\$ 3,544,795
Home Investment in Affordable Housing	14.239	\$ 5,111,772

**5) MATCHING REQUIREMENTS**

Certain federal programs require the County to contribute non-federal funds (matching funds) to support the federally funded programs. The County has complied with the matching requirements (if applicable) for the major federal programs identified in the summary of auditor's results section of the accompanying schedule of findings. Expenditures of matching funds are not included in the Schedule.

**6) STATE DEPARTMENT OF JOB AND FAMILY SERVICES FUNDING**

The Schedule does not include U.S. Department of Health and Human Services funding from the Ohio Department of Job and Family Services (ODJFS) to Franklin County. Federal grants received from ODJFS are audited in conjunction with the State of Ohio audit.

**7) ALCOHOL, DRUG AND MENTAL HEALTH BOARD OF FRANKLIN COUNTY**

The Schedule does not include the Alcohol, Drug and Mental Health Board of Franklin County (ADAMH) federal grant receipts and expenditures as they engaged another auditor to perform an audit in accordance with OMB Circular A-133. The amounts of ADAMH federal receipts and expenditures for 2008 are summarized below:

**FINANCIAL CONDITION  
FRANKLIN COUNTY**

**NOTES TO FEDERAL AWARDS OF RECEIPTS AND EXPENDITURES SCHEDULE  
FISCAL YEAR ENDED DECEMBER 31, 2008  
(Continued)**

**7) ALCOHOL, DRUG AND MENTAL HEALTH BOARD OF FRANKLIN COUNTY (Continued)**

<b>Program Title</b>	<b>Federal CFDA Number</b>	<b>Cash Federal Receipts</b>	<b>Cash Federal Disbursements</b>
Prisoner Reentry Initiative	16.202	\$75,565	\$75,565
Edward Byrne Memorial Grants Program	16.580	56,816	56,844
Safe and Drug Free Schools and Communities; State Grants	84.186	177,314	194,906
Projects for Assistance in Transition from Homelessness	93.150	290,041	153,391
Substance Abuse and Mental Health Services Administration	93.243	170,035	170,035
Promoting Safe and Stable Families	93.556	100,508	53,016
Social Services Block Grant	93.667	1,048,620	924,524
State Children's Insurance Program	93.767	5,447,229	5,274,825
Medical Assistance Program	93.778	35,265,202	35,275,607
Block Grants for Community Mental Health Services	93.958	1,428,917	1,582,140
Block Grants for Prevention and Treatment of Substance Abuse	93.959	7,615,040	7,581,976
<b>Total</b>		<b>\$51,675,287</b>	<b>\$51,342,829</b>

**8) U.S. DEPARTMENT OF HOMELAND SECURITY**

The County reported the following federal programs for the Homeland Security Cluster on the Schedule of Receipts and Expenditures of Federal Awards. Several programs for federal fiscal year 2008 were incorporated into the Homeland Security Grant Program (97.067) in accordance with the guidance from the U.S. Department of Homeland Security.

<b>Program Title</b>	<b>Federal CFDA Number</b>	<b>Cash Federal Receipts</b>	<b>Cash Federal Disbursements</b>
Urban Area Security Initiative	97.008	\$ 3,650,910	\$ 3,564,391
Citizen Corps	97.053	21,500	16,833
State Homeland Security Program	97.073	531,774	487,474
Law Enforcement Terrorism Prevention Program	97.074	104,816	104,816
<b>Total</b>		<b>\$ 4,309,000</b>	<b>\$ 4,173,514</b>



# Mary Taylor, CPA

## Auditor of State

### INDEPENDENT ACCOUNTANTS' REPORT ON INTERNAL CONTROL OVER FINANCIAL REPORTING AND ON COMPLIANCE AND OTHER MATTERS REQUIRED BY GOVERNMENT AUDITING STANDARDS

Franklin County  
373 South High Street, 26<sup>th</sup> Floor  
Columbus, Ohio 43215-6310

To the Board of Commissioners:

We have audited the financial statements of the governmental activities, the business-type activities, each major fund, and the aggregate discretely presented component units and remaining fund information of Franklin County, Ohio (the County), as of and for the year ended December 31, 2008, which collectively comprise the County's basic financial statements and have issued our report thereon dated June 25, 2009. We conducted our audit in accordance with auditing standards generally accepted in the United States of America and the standards applicable to financial audits contained in the Comptroller General of the United States' *Government Auditing Standards*. Other auditors audited the financial statements of the Alcohol, Drug and Mental Health Board, which is a major fund, and the financial statements of Franklin County Stadium, Inc., and Columbus Baseball Team, Inc., and ARC Industries, Inc., which are discretely presented component units, as described in our opinions on the County's financial statements. This report does not include the results of the other auditors' testing of internal control over financial reporting or compliance and other matters that those auditors separately reported.

#### Internal Control Over Financial Reporting

In planning and performing our audit, we considered the County's internal control over financial reporting as a basis for designing our audit procedures for expressing our opinions on the financial statements, but not to opine on the effectiveness of the County's internal control over financial reporting. Accordingly, we have not opined on the effectiveness of the County's internal control over financial reporting.

A control deficiency exists when the design or operation of a control does not allow management or employees, in performing their assigned functions, to prevent or detect misstatements on a timely basis. A significant deficiency is a control deficiency, or combination of control deficiencies, that adversely affects the County's ability to initiate, authorize, record, process, or report financial data reliably in accordance with its applicable accounting basis, such that there is more than a remote likelihood that the County's internal control will not prevent or detect a more-than-inconsequential financial statement misstatement.

A material weakness is a significant deficiency, or combination of significant deficiencies resulting in more than a remote likelihood that the County's internal control will not prevent or detect a material financial statement misstatement.

Our consideration of internal control over financial reporting was for the limited purpose described in the first paragraph of this section and would not necessarily identify all internal control deficiencies that might be significant deficiencies or material weaknesses. We did not identify any deficiencies in internal control over financial reporting that we consider material weaknesses, as defined above.

We noted certain internal controls matters that we reported to the County's management in a separate letter dated June 25, 2009.

#### **Compliance and Other Matters**

As part of reasonably assuring whether the County's financial statements are free of material misstatement, we tested its compliance with certain provisions of laws, regulations, contracts, and grant agreements, noncompliance with which could directly and materially affect the determination of financial statement amounts. However, providing an opinion on compliance with those provisions was not an objective of our audit and accordingly, we do not express an opinion. The results of our tests disclosed no instances of noncompliance or other matters we must report under *Government Auditing Standards*.

We did note a certain noncompliance matter that we reported to the County's management in a separate letter dated June 25, 2009.

We intend this report solely for the information and use of the Financial Report Review Committee, management, the Board of Commissioners, federal awarding agencies and pass-through entities. It is not intended for anyone other than these specified parties.



**Mary Taylor, CPA**  
Auditor of State

June 25, 2009



# Mary Taylor, CPA

## Auditor of State

### INDEPENDENT ACCOUNTANTS' REPORT ON COMPLIANCE WITH REQUIREMENTS APPLICABLE TO EACH MAJOR FEDERAL PROGRAM, INTERNAL CONTROL OVER COMPLIANCE IN ACCORDANCE WITH OMB CIRCULAR A-133, AND FEDERAL AWARDS OF RECEIPTS AND EXPENDITURES SCHEDULE

Franklin County  
373 South High Street, 26<sup>th</sup> Floor  
Columbus, Ohio 43215-6310

To the Board of County Commissioners:

#### Compliance

We have audited the compliance of Franklin County, Ohio (the County) with the types of compliance requirements described in the U.S. Office of Management and Budget (OMB) *Circular A-133, Compliance Supplement* that apply to each of its major federal programs for the year ended December 31, 2008. The summary of auditor's results section of the accompanying schedule of findings identifies the County's major federal programs. The County's management is responsible for complying with the requirements of laws, regulations, contracts, and grants applicable to each major federal program. Our responsibility is to express an opinion on the County's compliance based on our audit.

The County's basic financial statements include the operations of the Alcohol, Drug and Mental Health Board of Franklin County (ADAMH), which expended \$51,342,829 in federal awards which is not included in the Federal Awards of Receipts and Expenditures Schedule for the year ended December 31, 2008. Our audit of Federal awards, described below, did not include the operations of the ADAMH because the Board engaged another auditor to audit its Federal award programs in accordance with OMB Circular A-133.

We conducted our audit of compliance in accordance with auditing standards generally accepted in the United States of America; the standards applicable to financial audits contained in *Government Auditing Standards* issued by the Comptroller General of the United States; and OMB Circular A-133, *Audits of States, Local Governments, and Non-Profit Organizations*. Those standards and OMB Circular A-133 require that we plan and perform the audit to reasonably assure whether noncompliance occurred with the types of compliance requirements referred to above that could directly and materially affect a major federal program. An audit includes examining, on a test basis, evidence about the County's compliance with those requirements and performing other procedures we considered necessary in the circumstances. We believe our audit provides a reasonable basis for our opinion. Our audit does not provide a legal determination on the County's compliance with those requirements.

In our opinion, the County complied, in all material respects, with the requirements referred to above that apply to each of its major federal programs for the year ended December 31, 2008.

#### Internal Control Over Compliance

The County's management is responsible for establishing and maintaining effective internal control over compliance with the requirements of laws, regulations, contracts, and grants applicable to federal programs. In planning and performing our audit, we considered the County's internal control over compliance with requirements that could directly and materially affect a major federal program in order to determine our auditing procedures for the purpose of expressing our opinion on compliance, but not for the purpose of expressing an opinion on the effectiveness of internal control over compliance.

Accordingly, we do not express an opinion on the effectiveness of the County's internal control over compliance.

A *control deficiency* in internal control over compliance exists when the design or operation of a control does not allow management or employees, when performing their assigned functions, to prevent or detect noncompliance with a federal program compliance requirement on a timely basis. A *significant deficiency* is a control deficiency, or combination of control deficiencies, that adversely affects the County's ability to administer a federal program such that there is more than a remote likelihood that the County's internal control will not prevent or detect more-than-inconsequential noncompliance with a federal program compliance requirement.

A material weakness is a significant deficiency, or combination of significant deficiencies, that results in more than a remote likelihood that the County's internal control will not prevent or detect material noncompliance with a federal program's compliance requirements.

Our consideration of internal control over compliance was for the limited purpose described in the first paragraph of this section and would not necessarily identify all deficiencies in internal control that might be significant deficiencies or material weaknesses. We did not identify any deficiencies in internal control over compliance that we consider to be material weaknesses, as defined above

However, we noted matters involving the internal control over federal compliance not requiring inclusion in this report, that we reported to the County's management in a separate letter dated June 25, 2009.

#### **Federal Awards of Receipts and Expenditures Schedule**

We have also audited the financial statements of the governmental activities, the business-type activities, each major fund, and the aggregate discretely presented component units and remaining fund information of Franklin County as of and for the year ended December 31, 2008, and have issued our report thereon dated June 25, 2009, wherein we noted other auditors audited the financial statements of the Alcohol, Drug and Mental Health Board, which is a major fund; and the Franklin County Stadium, Inc., Columbus Baseball Team, Inc., and ARC Industries, Inc., which are discretely presented component units. Our audit was performed to form opinions on the financial statements that collectively comprise the County's basic financial statements. The accompanying Federal Awards of Receipts and Expenditures Schedule provides additional information as required by OMB Circular A-133 and is not a required part of the basic financial statements. We subjected this information to the auditing procedures applied in the audit of the basic financial statements. In our opinion, this information is fairly stated, in all material respects, in relation to the basic financial statements taken as a whole.

We intend this report solely for the information and use of the Financial Report Review Committee, management, the Board of Commissioners, federal awarding agencies and pass-through entities. It is not intended for anyone other than these specified parties.



**Mary Taylor, CPA**  
Auditor of State

June 25, 2009

**FINANCIAL CONDITION  
FRANKLIN COUNTY**

**SCHEDULE OF FINDINGS  
OMB CIRCULAR A -133 § .505  
DECEMBER 31, 2008**

**1. SUMMARY OF AUDITOR'S RESULTS**

<b>(d)(1)(i)</b>	<b>Type of Financial Statement Opinion</b>	Unqualified
<b>(d)(1)(ii)</b>	<b>Were there any material control weaknesses reported at the financial statement level (GAGAS)?</b>	No
<b>(d)(1)(ii)</b>	<b>Were there any other significant deficiencies in internal control reported at the financial statement level (GAGAS)?</b>	No
<b>(d)(1)(iii)</b>	<b>Was there any reported material noncompliance at the financial statement level (GAGAS)?</b>	No
<b>(d)(1)(iv)</b>	<b>Were there any material internal control weaknesses reported for major federal programs?</b>	No
<b>(d)(1)(iv)</b>	<b>Were there any other significant deficiencies in internal control reported for major federal programs?</b>	No
<b>(d)(1)(v)</b>	<b>Type of Major Programs' Compliance Opinion</b>	Unqualified
<b>(d)(1)(vi)</b>	<b>Are there any reportable findings under § .510?</b>	No
<b>(d)(1)(vii)</b>	<b>Major Programs (list):</b>	Community Development Block Grant, CFDA #14.218  Home Investment Partnership Program, CFDA #14.239  Social Service Block Grant, CFDA #93.667  Emergency Management Performance Grant, CFDA #97.042  Medical Assistance Program, CFDA #93.778
<b>(d)(1)(viii)</b>	<b>Dollar Threshold: Type A/B Programs</b>	Type A: > \$ 1,248,000 Type B: all others
<b>(d)(1)(ix)</b>	<b>Low Risk Auditee?</b>	No

**FINANCIAL CONDITION  
FRANKLIN COUNTY**

**SCHEDULE OF FINDINGS  
OMB CIRCULAR A -133 § .505  
DECEMBER 31, 2008  
(Continued)**

**2. FINDINGS RELATED TO THE FINANCIAL STATEMENTS  
REQUIRED TO BE REPORTED IN ACCORDANCE WITH GAGAS**

**None**

**3. FINDINGS AND QUESTIONED COSTS FOR FEDERAL AWARDS**

**None**



**FINANCIAL CONDITION  
FRANKLIN COUNTY**

**SCHEDULE OF PRIOR AUDIT FINDINGS AND QUESTIONED COSTS  
OMB CIRCULAR A -133 § .315 (b)  
DECEMBER 31, 2008**

Finding Number	Finding Summary	Fully Corrected?	Not Corrected, Partially Corrected; Significantly Different Corrective Action Taken; or Finding No Longer Valid; <b><i>Explain</i></b>
2007-001	Earnings on Investments	Yes	
2007-002	Arbitrage Earnings Rebate Liability	Yes	
2007-003	High Street Parking Lot Receipt Controls	Yes	
2007-004	Subrecipient Monitoring – Community Development Block Grant and Home Investment Partnership Program	Yes	
2007-005	Period of Availability of Federal Funds – Home Investment Partnership Program	Yes	



*Franklin County, Ohio*  
**COMPREHENSIVE  
ANNUAL FINANCIAL REPORT**

*For the fiscal year ended December 31, 2008*

**JOSEPH W. TESTA, AUDITOR**



**IN CONGRESS, JULY 4, 1776.**

**The unanimous Declaration of the thirteen united States of America.**

*When in the Course of human events it becomes necessary for one people to dissolve the political bands which have connected them with another and to assume among the powers of the earth, the separate and equal station to which the Laws of Nature and of Nature's God entitle them, a decent respect to the opinions of mankind requires that they should declare the causes which impel them to the separation.*

*We hold these truths to be self-evident, that all men are created equal, that they are endowed by their Creator with certain unalienable Rights, that among these are Life, Liberty and the pursuit of Happiness.*

## About the Cover – *The Declaration of Independence*

The Declaration of Independence, written primarily by Thomas Jefferson, is a formal explanation for the decision of the thirteen colonies to separate from British rule. On July 4, 1776, the Continental Congress approved the Declaration and sent it to the printer for publication. A signed copy of the Declaration is on display at the National Archives in Washington, D.C.

The painting, *Declaration of Independence*, depicts the presentation of the draft document to the Continental Congress. John Trumbull painted many of the figures in the picture from life. The painting is displayed in the United States Capitol Rotunda.

# Comprehensive Annual Financial Report

## For the Year Ended December 31, 2008



### Joseph W. Testa Franklin County Auditor

Prepared by the Fiscal Services Division

Marjorie A. Kruse, CPA – Administrator

#### Financial Reporting and Systems:

Charles T. Coleman, CPA – Chief Accountant

Ernie Francis

Andrea Hill

Pat Newman

Robert C. Seyerle

#### Accounts Payable:

Jeff Roose – Supervisor

#### Payroll:

Teri P. Fowler – Supervisor

Sally Damceski

Janet L. Jones

Mona M. Aswad

Ed O'Block

D. Jill Keller

Troy J. Shaffer

Tonya J. Wade

C. Carolyn Stuhr

**COMPREHENSIVE ANNUAL FINANCIAL REPORT**  
**For the Year Ended December 31, 2008**  
**TABLE OF CONTENTS**

	<u>Page</u>
<b><u>I. INTRODUCTORY SECTION:</u></b>	
Letter of Transmittal .....	1
GFOA Certificate of Achievement .....	8
Franklin County Government Organizational Chart .....	9
Franklin County Elected Officials .....	10
<b><u>II. FINANCIAL SECTION:</u></b>	
Independent Accountants' Report .....	11
Management's Discussion and Analysis .....	13
Basic Financial Statements:	
Government-wide Financial Statements:	
Statement of Net Assets .....	28
Statement of Activities .....	29
Fund Financial Statements:	
Balance Sheet – Governmental Funds.....	30
Reconciliation of Total Governmental Fund Balances to Net Assets of Governmental Activities.....	32
Statement of Revenues, Expenditures and Changes in Fund Balances – Governmental Funds.....	34
Reconciliation of the Statement of Revenues, Expenditures and Changes in Fund Balances of Governmental Funds to the Statement of Activities.....	36
Statements of Revenues, Expenditures and Changes in Fund Balances – Budget and Actual (Non-GAAP Budgetary Basis):	
General Fund .....	37
Board of MR&DD Fund .....	38
Public Assistance Fund .....	39
Children Services Board Fund .....	40
ADAMH Board Fund .....	41
Statement of Net Assets – Proprietary Funds.....	42
Statement of Revenues, Expenses and Changes in Net Assets – Proprietary Funds.....	43
Statement of Cash Flows – Proprietary Funds.....	44
Statement of Fiduciary Assets and Liabilities – Fiduciary Funds .....	45
Notes to the Basic Financial Statements .....	47
Combining Statements and Individual Fund Schedules – Governmental Funds:	
Fund Descriptions – Governmental Funds.....	92
Combining Statements – Nonmajor Governmental Funds:	
Combining Balance Sheet – Nonmajor Governmental Funds .....	93
Combining Balance Sheet – Nonmajor Special Revenue Funds .....	94
Combining Balance Sheet – Nonmajor Debt Service Funds.....	98
Combining Balance Sheet – Nonmajor Capital Projects Funds.....	99
Combining Statement of Revenues, Expenditures and Changes in Fund Balances – Nonmajor Governmental Funds .....	101
Combining Statement of Revenues, Expenditures and Changes in Fund Balances – Nonmajor Special Revenue Funds.....	102
Combining Statement of Revenues, Expenditures and Changes in Fund Balances – Nonmajor Debt Service Funds.....	106
Combining Statement of Revenues, Expenditures and Changes in Fund Balances – Nonmajor Capital Projects Funds.....	107

**COMPREHENSIVE ANNUAL FINANCIAL REPORT**  
**For the Year Ended December 31, 2008**  
**TABLE OF CONTENTS**

Individual Fund Schedules of Revenues, Expenditures and Changes in Fund Balance – Budget and Actual (Non-GAAP Budgetary Basis):	
Major Funds.....	109
Nonmajor Funds.....	118
Combining Statements and Individual Fund Schedules – Proprietary Funds:	
Enterprise Funds:	
Fund Descriptions .....	143
Individual Fund Schedules of Revenues, Expenses and Changes in Fund Equity – Budget and Actual (Non-GAAP Budgetary Basis).....	144
Internal Service Funds:	
Fund Descriptions .....	147
Combining Statement of Net Assets .....	148
Combining Statement of Revenues, Expenses and Changes in Net Assets .....	149
Combining Statement of Cash Flows .....	150
Individual Fund Schedules of Revenues, Expenses and Changes in Fund Equity – Budget and Actual (Non-GAAP Budgetary Basis) .....	151
Combining Statement – Fiduciary Funds:	
Fund Descriptions .....	153
Combining Statement of Changes in Fiduciary Assets and Liabilities – Agency Funds .....	154
Combining Statements – Component Units:	
Fund Descriptions .....	155
Combining Statement of Net Assets .....	156
Combining Statement of Activities .....	157

**III. STATISTICAL SECTION:**

Statistical Section Descriptions .....	159
Net Assets by Component – Last Seven Years (Table 1) .....	161
Changes in Net Assets – Last Seven Years (Table 2) .....	162
Fund Balances, Governmental Funds – Last Ten Years (Table 3) .....	164
Changes in Fund Balances, Governmental Funds – Last Ten Years (Table 4) .....	165
Assessed and Estimated Actual Value of Taxable Property – Last Ten Years (Table 5) .....	166
Assessed Valuation of the County by Classification (Table 6).....	167
Real Property Value and Construction – Last Ten Years (Table 7) .....	168
Property Taxes on a \$100,000 Owner-Occupied Home or a Business (Table 8) .....	169
Property Tax Rates – Direct and Overlapping Governments – Last Ten Years (Table 9) .....	170
Principal Property Taxpayers – Current Year and Nine Years Ago (Table 10) .....	172
Property Tax Levies and Collections – Last Ten Years (Table 11) .....	173
Property Tax Levies – Voted and Unvoted – Current Year and Nine Years Ago (Table 12) .....	174
Other Major General Fund Revenue Sources – Last Ten Years (Table 13) .....	175
Ratios of Outstanding Debt by Type – Last Ten Years (Table 14) .....	176
Ratios of General Bonded Debt Outstanding – Last Ten Years (Table 15) .....	177
Computation of Legal Debt Margin – Last Ten Years (Table 16) .....	178
Outstanding Debt – Current Year and Nine Years Ago (Table 17).....	179
Computation of Direct and Overlapping Debt (Table 18) .....	180
Pledged Revenue Coverage for Special Obligations – Last Ten Years (Table 19) .....	181
Demographic and Economic Statistics – Last Ten Years (Table 20) .....	182
Principal Employers – Current Year and Nine Years Ago (Table 21) .....	183
County Government Employees by Function/Activity – Last Four Years (Table 22) .....	184
Operating Indicators and Capital Asset Statistics – Last Seven Years (Table 23) .....	185
Securities and Exchange Commission Rule 15c2-12 Compliance Information (Table 24) .....	188



---

***Introductory Section***





# FRANKLIN COUNTY AUDITOR

---

**JOSEPH W. TESTA**

June 25, 2009

## **Citizens of Franklin County, Ohio:**

As Auditor of Franklin County, Ohio, (the County), I am pleased to present the Comprehensive Annual Financial Report (CAFR) for the fiscal year ended December 31, 2008. This CAFR conforms to generally accepted accounting principles (GAAP) as applicable to local government entities. The report has been filed with the Auditor of State pursuant to Ohio Revised Code (ORC) Section 117.38. Responsibility for the accuracy of the data and the completeness and fairness of the presentation rests with the County's management. We believe the data is accurate in all material respects and fairly reflects the County's financial position and the results of its operations. All disclosures necessary to enable the reader to gain an understanding of the County's financial activities have been included.

In implementing the County's integrated, automated accounting system, consideration was given to incorporating sound internal controls. Internal controls are designed to provide reasonable, but not absolute, assurance regarding the safeguarding of assets against loss from unauthorized use or disposition, and the reliability and accuracy of financial records for preparing financial statements and maintaining accountability for assets. The concept of reasonable assurance is based on the assumption that the cost of the controls should not outweigh their benefits. The accounting system encompasses appropriations, encumbrances, expenditures, revenues, payroll and capital assets and ensures the financial information generated is both accurate and reliable.

In County government, internal controls are enhanced through the separation of powers. The Commissioners, the Auditor and the Treasurer share the management and administration of the County's financial resources, providing an inherent system of checks and balances. Each of the County's elected officials and agency directors is responsible for internal controls over the cash collection function within their office. Some County offices and agencies hold money in bank accounts outside the County treasury. The individual offices and agencies are responsible for the transaction activity through and reconciliation of those accounts.

*U.S. Office of Management and Budget Circular A-133* requires an independent audit to be conducted annually. The audit, which includes procedures to fulfill federal Single Audit requirements, serves to maintain and strengthen the integrity of the County's accounting and budgetary controls. Included in this CAFR is the report of Mary Taylor, CPA, Auditor of State. The State Auditor has issued an unqualified ("clean") opinion on the County's financial statements for the year ended December 31, 2008. The Single Audit is published under separate cover and can be obtained by sending a written request to the Franklin County Auditor, Fiscal Services Division, 373 South High Street, 21<sup>st</sup> Floor, Columbus, Ohio 43215-6310.

Management's Discussion and Analysis (MD&A) provides a narrative introduction, overview and analysis to accompany the basic financial statements. This letter of transmittal is designed to complement the MD&A and should be read in conjunction with it. The MD&A can be found immediately following the Independent Accountants' Report.

Each year we also publish the Franklin County Annual Report (PAFR) that provides significant financial information in a reader-friendly format. Unlike this CAFR, the PAFR does not conform to GAAP and should be used as a supplement to, not in place of, the CAFR. Both the CAFR and the PAFR can be accessed through the Internet on our web site—<http://www.franklincountyauditor.com>.

## **Profile of Franklin County Government**

Formed in 1803, Franklin County is a political subdivision of the State of Ohio and has only those powers conferred upon it by state law. The following offices respectively hold the primary responsibility for budgeting, accounting and cash management in Franklin County. Each officeholder is elected to a four-year term.

The three-member Board of Commissioners (the Commissioners) serves as the taxing authority, the contracting body and the chief administrator of public services. The Commissioners adopt and oversee the annual operating budget and approve expenditures.

As the County's chief fiscal officer, the Auditor is responsible for maintaining accurate records of all money received by or paid out of the County treasury. As the tax assessor for all political subdivisions within the County, the Auditor is responsible for computing the taxing rates for real estate as determined by proper taxing authorities and popular vote.

As the County's banker, the Treasurer serves as custodian and investment officer for County funds. The Treasurer collects real estate and personal property taxes, and taxes on manufactured homes.

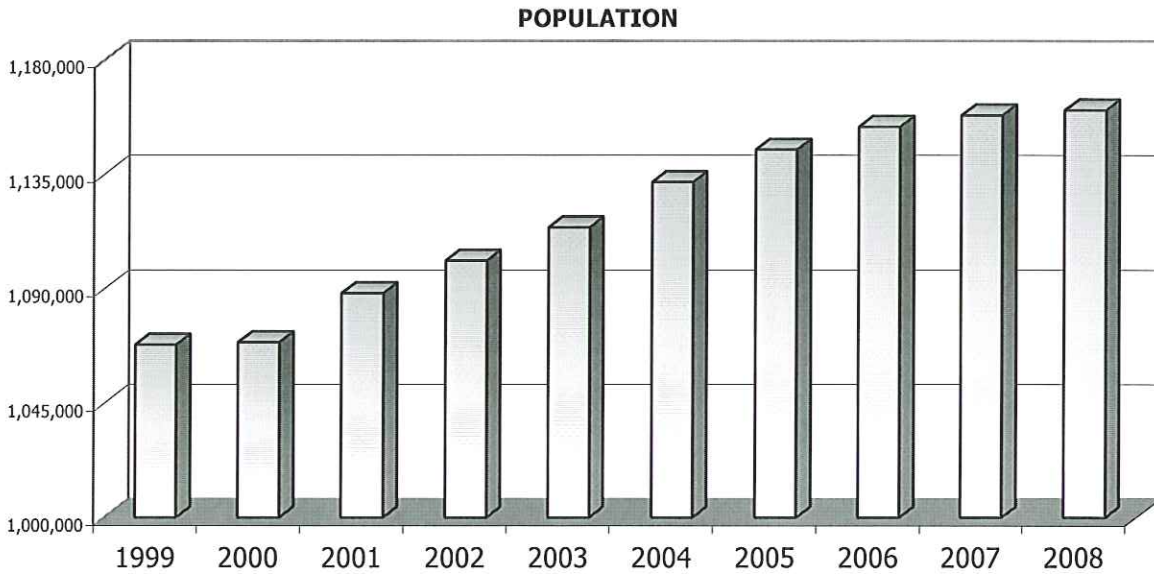
The financial statements contained within this CAFR include all funds, agencies, boards and commissions that are not legally separate and for which Franklin County (the primary government and reporting entity) is financially accountable. The County provides many services to its citizens including tax collection and distribution, civil and criminal justice systems, public safety, health assistance, human services, and road and bridge maintenance. The County also operates two public parking garages and several water supply and sewage treatment systems. The County does not operate schools or hospitals, nor is it responsible for refuse collection or fire safety services.

Organizations that are legally separate from the County are included as component units if the County's elected officials appoint a voting majority of the organization's governing body and (1) the County has the ability to impose its will on that organization or (2) there is a potential for the organization to provide specific financial benefits to, or impose specific financial burdens on, the County. The following entities are included in the financial statements as component units: ARC Industries, Veterans Memorial Hall and Stadium and Team. A complete discussion of the reporting entity is provided in note 1 to the basic financial statements.

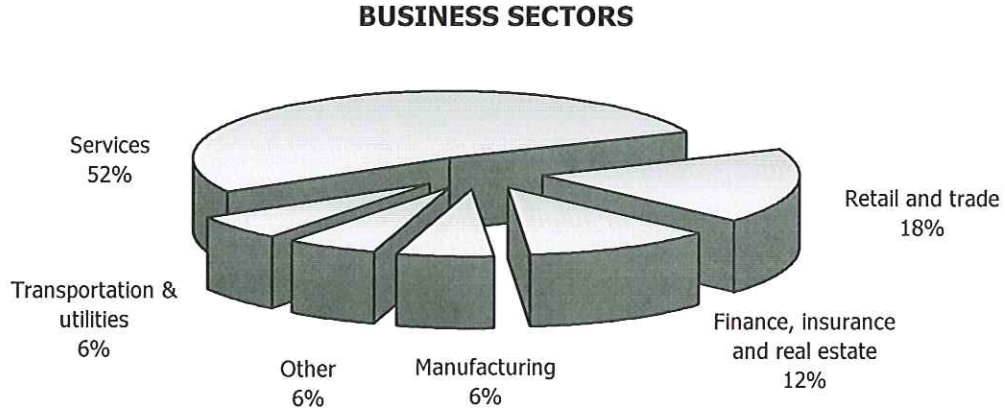
Note 19 to the basic financial statements presents information about joint ventures with the City of Columbus, including the Columbus Regional Airport Authority, the Columbus/Franklin County Affordable Housing Trust Corporation, the Franklin Park Conservatory Joint Recreation District and the Columbus-Franklin County Finance Port Authority. Other related organizations are discussed in note 20, including the Central Ohio Workforce Investment Corporation, the Columbus Metropolitan Library, the Columbus Metropolitan Housing Authority, the Columbus and Franklin County Metropolitan Park District, the Franklin County Family and Children First Council, the Franklin County Convention Facilities Authority, the New Albany Community Authority District Board of Trustees, the Pinnacle Community Infrastructure Financing Authority Board of Trustees, the Central Ohio Community Improvement Corporation and Friends of the Shelter.

## **Economic Condition and Outlook**

The County is located in central Ohio, within 500 miles of half the nation's population. The Mid-Ohio Regional Planning Commission has estimated the County's population to be 1,160,300 at December 31, 2008, an increase of 0.2 percent for the year and 8.6 percent in the last ten years. Columbus, the largest city in the County, serves as the state capital and the county seat, and is home to The Ohio State University. The County encompasses 13 cities, 17 townships and 12 villages.



**Local Economy** Central Ohio is among the more economically stable metropolitan areas in the United States. The area has shown resiliency during recessions. The economy is broad-based, with no single industry dominating it. Nationwide Insurance and Limited Brands have located their headquarters and home offices in Franklin County. Other large employers include JPMorgan Chase, OhioHealth and Wal-Mart Stores Inc. The chart below shows the proportionate number of employees in the various industries (excluding government), as reported by the U.S. Census Bureau, County Business Patterns for 2006.

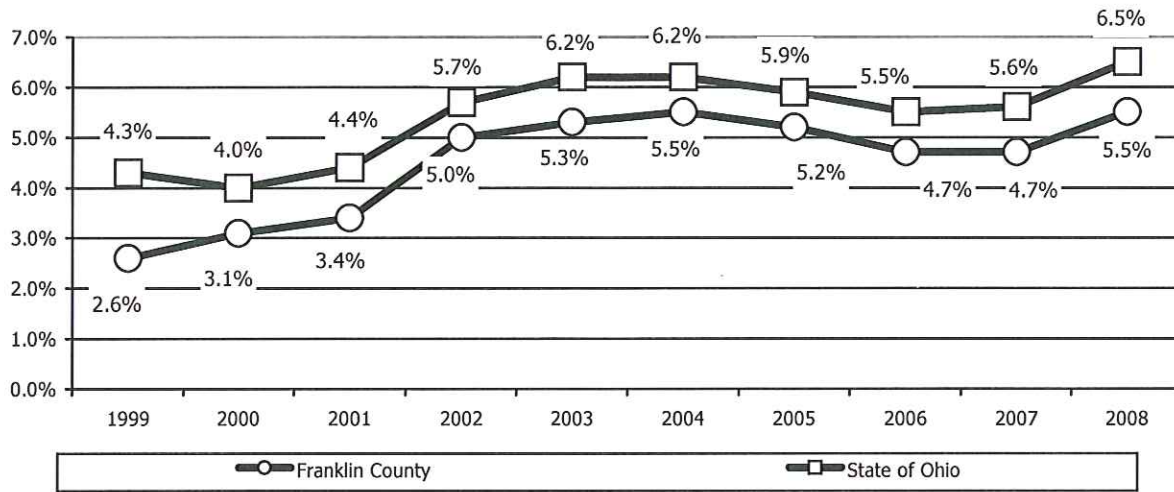


Government and education are also major employers. Together, the State of Ohio, U.S. Government, City of Columbus and Franklin County employ 50,000 people. An additional 29,000 people are employed by either The Ohio State University or Columbus Public Schools.

The diversity of business sectors helps the region weather the economic fluctuations experienced on a larger scale elsewhere. The County's average unemployment rate increased from 4.7 percent in 2007 to 5.5 percent in 2008. However, the County's unemployment rate continued to be below the state average of 6.5 percent.

A factor contributing to the lower unemployment rate is the County's well-educated workforce. Based on 2007 educational attainment data published by the U. S. Census Bureau, 87.9 percent of County residents ages 25 and older have graduated from high school, and 34.5 percent have completed four or more years of college.

**UNEMPLOYMENT RATES**

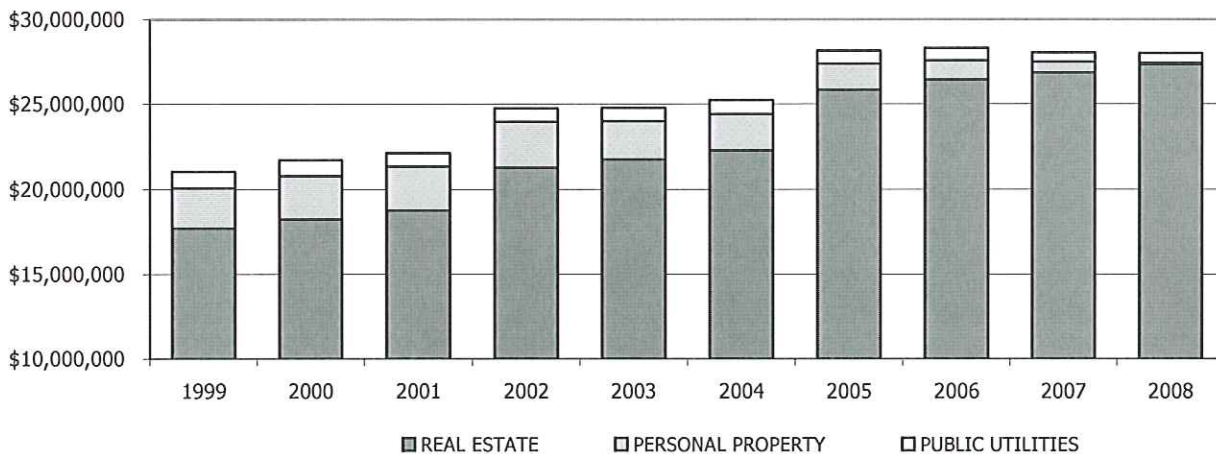


During 2008, a sales tax of 6.75 percent was collected by the State of Ohio on sales made in Franklin County. The tax was split as follows: 5.50 percent for the State of Ohio; 0.75 percent for the County's General Fund; and 0.50 percent for the Central Ohio Transit Authority (COTA). The County receives no direct funding through income taxes.

Property taxes are a significant revenue source for the General Fund and these County agencies: Children Services Board, the Board of Mental Retardation and Developmental Disabilities, the Alcohol, Drug and Mental Health Board and the Office on Aging.

The total value of new construction was \$1.159 billion in 2008, with \$648 million in residential/agricultural and \$511 million in commercial/industrial construction. In comparison, 2007 total new construction was \$1.5 billion. Overall, real property continues to hold its value. The appraisal cycle is six years, with an update performed at the mid-point. The update performed in 2008 applied no change to the 2005 real property values.

**ASSESSED VALUE OF TAXABLE PROPERTY  
(000's omitted)**



Generally, tangible personal property that is used in business (including inventory) is assessed for tax purposes. Beginning in tax year 2006, this tax is being phased out for most businesses. In tax year 2006, the assessment percentage was reduced to 18.75 percent; in tax year 2007, to 12.5 percent; in tax year 2008, 6.25 percent; and for tax year 2009 and thereafter, 0 percent, except for telephone company property. The tax rate on telephone company property is also being phased out over five years, beginning in 2007. The state will reimburse the County for tax losses related to the phased elimination of taxes. A commercial activity tax is imposed on sales in Ohio to replace a portion of the lost revenue.

**Financial Policies** The budget must be structurally balanced so that continuing revenues support continuing expenditures. One-time surpluses may not be used to expand continuing expenditures. Rather, they may be used for one-time expenditures, such as capital projects. County agencies are encouraged to maximize the use of state and federal revenues so as to help preserve general revenues for other needs.

Budgetary appropriations may not exceed estimated resources, with a balanced budget maintained in each fund. Agency budget requests are submitted in a program-based format in conjunction with strategic business plans that outline each program's performance goals for the following year. Actual performance data related to the demands, outputs, results and efficiencies of each program are part of the budget presentation. Special revenue funds are required to reserve the funds necessary to cover operational needs for the first several pay periods of the following year in the event that a revenue stream is delayed. Agencies funded through tax levies are required to show that the expenditures forecast over the life of the levy do not exceed the estimated revenue collections.

The budget may be amended or supplemented at any time during the year upon formal action of the Commissioners. Transfers of cash between funds require the Commissioners' authorization. Appropriations lapse at the end of the year. The Commissioners adopted the County's 2008 operating budget on December 18, 2007. Additional information on the County's budgetary process can be found in note 3 to the basic financial statements.

ORC § 5705.13 and ORC § 5705.29 permit the taxing authority of a political subdivision to establish reserve balance accounts and to estimate contingent expenses. In accordance with actions taken by the Commissioners, the following set-asides are in place:

- General Fund Contingency – three percent of the General Fund budget may be set aside for unanticipated critical needs. In 2008, \$8.7 million was set aside for this purpose, with \$7.4 million used.
- Economic Stabilization – five percent of the preceding year's General Fund revenue may be reserved to stabilize the budget against cyclical changes in revenue and expenditures. This account had a balance of \$14.8 million as of December 31, 2008, and is shown as a designation within the General Fund.
- Risk Management – funds may be reserved for self-insurance. Liability claims arising from automobile accidents, litigation settlements and judgment awards are paid from agency budgets or from the amount designated for risk management within the General Fund. During 2008, \$678,000 was paid and \$3.1 million was recorded as payable as of December 31, 2008, leaving a balance of \$5.4 million designated in the General Fund for claims.
- Workers' Compensation – funds may be reserved for the payment of claims under a retrospective ratings plan for workers' compensation. As of December 31, 2008, the County has designated \$9.3 million in the General Fund for these future claims.
- 27<sup>th</sup> Pay Period – established in 1995, this reserve gradually collects the funds necessary to meet the payroll requirements of a 27<sup>th</sup> pay period for General Fund employees in 2009. The balance at December 31, 2008, was \$6.0 million and is shown as part of Other Special Revenue funds in the financial statements.

In addition to the reserve balances and contingencies permitted by state law, the Commissioners have pledged \$3.6 million for debt service on the special obligation bonds and notes. This amount is shown as a designation in the General Fund.

The Treasurer is responsible for the investment of funds in accordance with the County's investment policy as authorized by the Investment Advisory Committee and in keeping with ORC § 135.35. Specific requirements and limitations are described in note 4 to the basic financial statements. To maximize the County's return on investment, the Treasurer's Office employs a cash management program and contracts with an investment advisory firm that systematically coordinates cash management, bank relations and the investment of surplus cash. Communication with other County agencies is integral in this process. In 2008, the General Fund's cash receipts related to investments were \$34.8 million, down from the original estimate of \$36.5 million.

It is the County's policy to issue long-term, fixed-rate debt as a supplement to current tax revenues and fund balances for financing infrastructure and capital projects. Consistent with Ohio law, long-term debt is not issued to support current operations. The County sells bond anticipation notes instead of bonds only when market conditions dictate, or as part of a multi-step construction program. The County will consider using either a competitive process or a negotiated process when issuing bonds. Debt capacity is benchmarked against means and medians for other triple-A rated counties of similar size and complexity as published by Moody's Investor Services and Standard & Poor's. The County's capital plan, debt obligations and debt capacity are evaluated together in an integrated manner, on an annual basis.

**Long-term Financial Planning** The capital budgeting process utilizes a detailed five-year capital plan based on these major criteria: 1) consideration of the capital project's impact on future operating and maintenance expenses; 2) assessment of the asset's condition and life cycle, and estimates for replacement or refurbishment; 3) review of additional information such as future needs and costs analysis; 4) prioritization and tracking of progress of capital projects; and 5) the requesting department's strategic business plan. The County's Computer Aided Facilities Management software provides data to plan programs for construction, replacement and maintenance. A multi-year linkage between operating and capital budgets aids in determining the impact on future spending. Particular attention is focused on extending an asset's life. A thorough preventive maintenance program is required on each project, helping to avert major or emergency repairs.

The County normally relies on the strength of its triple-A ratings, conservative fiscal practices, substantial revenue capacity, and reasonable debt ratios to access capital markets for financing projects. When beneficial in view of interest rates and the general economic picture, the County pays for capital improvements from current tax revenues and available cash balances. At December 31, 2008, the County had \$254.1 million unrestricted cash and investments in its General Fund, an increase of \$11.4 million from 2007. The cash and investments balance includes the designated monies previously described. Franklin County's triple-A credit rating was reaffirmed by both Moody's Investors Service and Standard & Poor's in January 2009.

**Major Initiatives** The County is constructing a new baseball stadium in the Arena District. Huntington Park opened in April 2009, replacing Cooper Stadium as the home for the Clippers, the County's baseball team. Acquisition costs related to the land totaled \$15.5 million and were paid in 2006. The remaining project costs are estimated at approximately \$49.9 million. As of December 31, 2008, \$41.6 million had been expended. See note 13 for further discussion on commitments. Corporate donors have committed \$37.7 million through sponsorship agreements with the Stadium and Team. The County has issued \$27.5 million special obligation bonds and \$15.0 million special obligation bond anticipation notes for the project, to be repaid in part from the corporate sponsorships as well as future stadium revenues and the sale proceeds from Cooper Stadium. For additional information on revenues pledged for debt service, see Statistical Table 19 on page 181.

In 2007, the Commissioners issued \$126.0 million in general obligation bonds, with the proceeds being used to acquire, construct, install and equip the Franklin County Common Pleas Courthouse (\$111.7 million) and an animal shelter (\$9.3 million), and to improve certain streets and roads within the County (\$5.0 million). As of December 31, 2008, \$33.8 million had been expended for construction of the new courts building and \$10.9 million for the land for this project. Construction is scheduled for completion in November 2010.

During 2008, the land for the new animal shelter was purchased at a cost of \$2.4 million, and construction costs totaled \$0.8 million. See note 13 for further discussion on commitments. The shelter will be located in the redeveloped Northland Crossing on Morse Road, which will also be the site of office buildings, residential

retirement communities and retail. The modern, environmentally and user-friendly facility will have expanded daily living space for the dogs, as well as more space for adoptions and medical care.

The Franklin County Auditor's Office is replacing REALMS, the current real estate tax accounting software. The new integrated system is being customized to comply with the many unique aspects of Ohio tax law. Of the \$5.4 million budgeted for the project, \$2.0 million had been spent as of December 31, 2008. The project is scheduled for completion in late 2009.

Establishing a strong framework of internal controls is a key element in ensuring accountability and maintaining confidence. The management in each county agency is responsible for designing, implementing, maintaining and enforcing an adequate and effective system of internal controls over the agency's financial transactions. In 2008, the County Auditors' Association of Ohio published the *Internal Accounting Controls Manual for Ohio Counties*. The Franklin County Auditor and his staff led this effort. The manual is a resource to county officials in understanding what internal controls are, how to assess risks within their agencies, how to design policies and procedures to mitigate those risks, and how to evaluate the effectiveness of the controls once they have been implemented. A copy of the manual was provided to each county office and agency, and is available electronically on the internal *Fiscally Speaking* website.

Ohio election law widened the window for casting ballots. Previously, there were specific provisions for absentee voting. The new law allows all voters to cast their ballots weeks before Election Day. The Franklin County Board of Elections chose Veterans Memorial Hall as the site for in-person absentee voting. Beginning Sept. 30, this location was open on weekdays until 7:00 p.m., as well as on weekends, providing voters more options. Approximately 54,500 ballots were issued at Veterans Memorial.

## **Awards and Acknowledgements**

**Awards** The GFOA has awarded us the Certificate of Achievement for Excellence in Financial Reporting for the year ended December 31, 2007. The County has received this prestigious award for 25 consecutive years. The Certificate of Achievement is the highest form of recognition for excellence in state and local government financial reporting. To earn the Certificate of Achievement, the County published a readable and well-organized CAFR whose contents conformed to program standards and satisfied GAAP and applicable legal requirements. The Certificate of Achievement is valid for a period of one year. We believe our current report continues to conform to the Certificate of Achievement program requirements and we are submitting it to the GFOA.

The GFOA has also presented us an Award for Outstanding Achievement in Popular Annual Financial Reporting for the year ended December 31, 2007. This is our thirteenth consecutive Award. To earn the Award, the Auditor's Office published the Franklin County Annual Report to provide taxpayers and other interested parties with an overview of the County's financial condition and results of its operations. The 2008 Annual Report will be submitted to the GFOA for award consideration.

**Acknowledgements** The preparation of this report could not have been accomplished without the dedicated effort of the entire Fiscal Services Division. I especially want to thank the Financial Reporting Department who worked diligently to continue to comply with the precise guidelines established by the GFOA's award programs. Their commitment to excellence in financial reporting added to the quality of this CAFR. I would also like to express my appreciation to each of the County's elected officials and the various County agencies for their cooperation in the preparation of this report.

Sincerely,



Joseph W. Testa  
Franklin County Auditor

# Certificate of Achievement for Excellence in Financial Reporting

Presented to

Franklin County  
Ohio

For its Comprehensive Annual  
Financial Report  
for the Fiscal Year Ended  
December 31, 2007

A Certificate of Achievement for Excellence in Financial Reporting is presented by the Government Finance Officers Association of the United States and Canada to government units and public employee retirement systems whose comprehensive annual financial reports (CAFRs) achieve the highest standards in government accounting and financial reporting.



A handwritten signature in black ink, appearing to read "M. L. R. +".

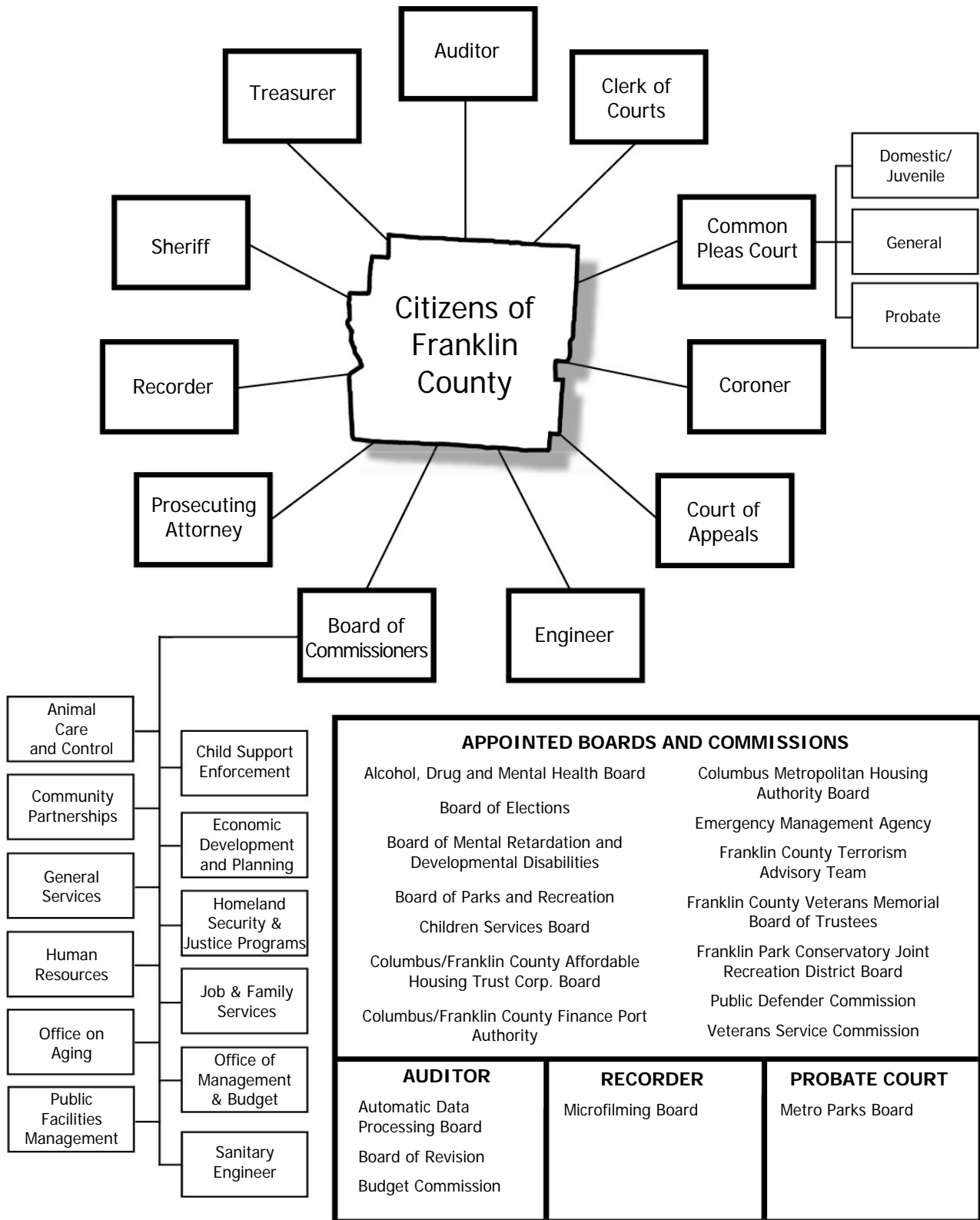
President

A handwritten signature in black ink, appearing to read "Jeffrey R. Emery".

Executive Director



# FRANKLIN COUNTY GOVERNMENT ORGANIZATIONAL CHART



# ELECTED OFFICIALS AS OF DECEMBER 31, 2008

---

**AUDITOR**

---

*373 S. High Street, 21<sup>st</sup> Floor  
Columbus, Ohio 43215  
614.462.7399*

Joseph W. Testa

---

**BOARD OF  
COMMISSIONERS**

---

*373 S. High Street, 26<sup>th</sup> Floor  
Columbus, Ohio 43215  
614.462.3322*

Paula Brooks  
Marilyn Brown  
Mary Jo Kilroy

---

**CLERK OF COURTS**

---

*373 S. High Street, 23<sup>rd</sup> Floor  
Columbus, Ohio 43215  
614.462.3600*

John O'Grady

---

**COMMON PLEAS COURT  
DOMESTIC/JUVENILE**

---

*373 S. High Street, 3<sup>rd</sup> Floor  
Columbus, Ohio 43215  
614.462.6320*

Kim A. Browne  
Christopher J. Geer  
Elizabeth Gill  
Jim Mason  
Dana S. Preisse

---

**COMMON PLEAS COURT  
GENERAL**

---

*369 S. High Street  
Columbus, Ohio 43215  
614.462.3452*

John F. Bender  
John P. Bessey  
Eric S. Brown  
David E. Cain  
John A. Connor  
David W. Fais  
Richard A. Frye  
Daniel T. Hogan  
Michael J. Holbrook  
Timothy S. Horton  
Julie M. Lynch  
Stephen L. McIntosh  
Beverly Y. Pfeiffer  
Guy L. Reece II  
Charles A. Schneider  
Patrick E. Sheeran  
Richard S. Sheward

---

**COMMON PLEAS COURT  
PROBATE**

---

*373 S. High Street, 22<sup>nd</sup> Floor  
Columbus, Ohio 43215  
614.462.3894*

Lawrence A. Belskis

---

**CORONER**

---

*520 King Avenue  
Columbus, Ohio 43201  
614.462.5290*

Bradley J. Lewis, M.D.

---

**COURT OF APPEALS  
TENTH DISTRICT**

---

*373 S. High Street, 24<sup>th</sup> Floor  
Columbus, Ohio 43215  
614.462.3580*

Susan Brown  
Peggy Bryant  
Judith L. French  
William A. Klatt  
Patrick M. McGrath  
Charles A. Petree  
Lisa L. Sadler  
G. Gary Tyack

---

**ENGINEER**

---

*970 Dublin Road  
Columbus, Ohio 43215  
614.462.3030*

Dean C. Ringle, P.E., P.S.

---

**PROSECUTING ATTORNEY**

---

*373 S. High Street, 14<sup>th</sup> Floor  
Columbus, Ohio 43215  
614.462.3555*

Ron O'Brien

---

**RECORDER**

---

*373 S. High Street, 18<sup>th</sup> Floor  
Columbus, Ohio 43215  
614.462.3930*

Robert G. Montgomery

---

**SHERIFF**

---

*369 S. High Street  
Columbus, Ohio 43215  
614.462.3360*

James A. Karnes

---

**TREASURER**

---

*373 S. High Street, 17<sup>th</sup> Floor  
Columbus, Ohio 43215  
614.462.3438*

Edward Leonard



---

***Financial Section***

**THIS PAGE INTENTIONALLY LEFT BLANK**



# Mary Taylor, CPA

Auditor of State

## INDEPENDENT ACCOUNTANTS' REPORT

Franklin County  
373 South High Street, 26<sup>th</sup> Floor  
Columbus, Ohio 43215-6310

To the Board of County Commissioners:

We have audited the accompanying financial statements of the governmental activities, the business-type activities, each major fund, and the aggregate discretely presented component units and remaining fund information of Franklin County, Ohio (the County), as of and for the year ended December 31, 2008, which collectively comprise the County's basic financial statements as listed in the table of contents. These financial statements are the responsibility of the County's management. Our responsibility is to express opinions on these financial statements based on our audit. We did not audit the financial statements of the Alcohol, Drug and Mental Health Board, which both is a major fund and 6.20%, 3.93%, and 12.29%, respectively, of the assets, net assets, and revenues for the governmental activities. We also did not audit the financial statements of Franklin County Stadium, Inc. and Columbus Baseball Team, Inc. and ARC Industries, Inc., which are discretely presented component units and represent 0.85% and 0.40% of assets, 1.62% and 3.81% of the net assets and fund balances, and 1.57% and 3.16% of the revenues, respectively, of the aggregate discretely presented component units and remaining fund information. Other auditors audited those financial statements. They have furnished their reports thereon to us and we base our opinion, insofar as it relates to the amounts included for the Alcohol, Drug and Mental Health Board, Franklin County Stadium, Inc. and Columbus Baseball Team, Inc., and ARC Industries, Inc. on the reports of the other auditors.

We conducted our audit in accordance with auditing standards generally accepted in the United States of America and the standards applicable to financial audits contained in the *Government Auditing Standards*. Issued by Comptroller General of the United States. Those standards require that we plan and perform the audit to reasonably assure whether the financial statements are free of material misstatement. An audit includes examining, on a test basis, evidence supporting the amounts and disclosures in the financial statements. An audit also includes assessing the accounting principles used and significant estimates made by management, as well as evaluating the overall financial statement presentation. We believe that our audit and the report of the other auditors provide a reasonable basis for our opinions.

In our opinion, based on our audit and the reports of the other auditors, the financial statements referred to above present fairly, in all material respects, the respective financial position of the governmental activities, the business-type activities, each major fund, and the aggregate discretely presented component units and remaining fund information of Franklin County, Ohio, as of December 31, 2008, and the respective changes in financial position and where applicable, cash flows, thereof and the respective budgetary comparisons for the General, Board of Mental Retardation and Developmental Disabilities, Children Services Board, Public Assistance, and Alcohol, Drug and Mental Health Board Funds for the year then ended in conformity with accounting principles generally accepted in the United States of America.

88 E. Broad St. / Tenth Floor / Columbus, OH 43215-3506  
Telephone: (614) 466-3402 (800) 443-9275 Fax: (614) 728-7199  
[www.auditor.state.oh.us](http://www.auditor.state.oh.us)

In accordance with *Government Auditing Standards*, we have also issued our report June 25, 2009, on our consideration of the County's internal control over financial reporting and our tests of its compliance with certain provisions of laws, regulations, contracts and grant agreements and other matters. While we did not opine on the internal control over financial reporting or on compliance, that report describes the scope of our testing of internal control over financial reporting and compliance and the results of that testing. That report is an integral part of an audit performed in accordance with *Government Auditing Standards*. You should read it in conjunction with this report in assessing the results of our audit.

Management's Discussion and Analysis is not a required part of the basic financial statements but is supplementary information accounting principles generally accepted in the United States of America requires. We have applied certain limited procedures, consisting principally of inquiries of management regarding the methods of measuring and presenting the required supplementary information. However, we did not audit the information and express no opinion on it.

We conducted our audit to opine on the financial statements that collectively comprise the County's basic financial statements. The introductory section, combining nonmajor fund statements and schedules and statistical tables provide additional information and are not a required part of the basic financial statements. We and the other auditors subjected the combining nonmajor fund statements and schedules to the auditing procedures applied in the audit of the basic financial statements. In our opinion, based on our audit and the reports of the other auditors, this information is fairly stated in all material respects in relation to the basic financial statements taken as a whole. We and the other auditors did not subject the introductory section and statistical tables to the auditing procedures applied in the audit of the basic financial statements, and accordingly, we express no opinion on them.



Mary Taylor, CPA  
Auditor of State

June 25, 2009

**FRANKLIN COUNTY, OHIO**  
*Management's Discussion and Analysis*  
*For the Year Ended December 31, 2008*  
*(Unaudited)*

As management of Franklin County (the County), we offer readers this narrative overview and analysis of the financial activities of the County as a whole for the fiscal year ended December 31, 2008. We encourage readers to consider the information presented here in conjunction with our letter of transmittal, which can be found at the front of this report, and the financial statements, which follow this section and provide more specific detail. All amounts, unless otherwise indicated, are expressed in thousands of dollars.

**Financial Highlights**

- The County's assets exceeded its liabilities at the close of 2008 by \$1.120 billion. Of this amount, \$319.4 million is considered unrestricted. Unrestricted net assets may be used to meet ongoing obligations. The unrestricted net assets of the County's governmental activities and business-type activities are \$313.7 million and \$5.7 million, respectively.
- The County's total net assets increased by \$33.1 million in 2008, an increase of 3.1 percent. Net assets of the governmental activities increased \$31.8 million, or 3.0 percent. Net assets of the business-type activities increased \$1.3 million, or 5.4 percent.
- Total revenues for 2008 were \$1.177 billion. General revenues (taxes, investment earnings, unrestricted grants) accounted for \$637.1 million, or 54.1 percent of all revenues. Program revenues (charges for services, program-specific grants and contributions) were \$539.8 million, or 45.9 percent.
- The County's expenses related to governmental activities were \$1.136 billion. Of this amount, \$531.1 million (46.7 percent) was offset by program revenues. General revenues, primarily taxes, provided \$605.2 million (53.3 percent) for the remaining program expenses.
- At the close of 2008, the County's governmental funds reported a combined ending fund balance of \$739.7 million, a decrease of \$38.5 million in comparison with the prior year. Of the amount reported as combined fund balance at year-end, \$707.4 million is considered unreserved and available for spending at the County's discretion.
- At the end of the current fiscal year, unreserved fund balance for the General Fund was \$266.2 million, or 88.0 percent of total General Fund expenditures (including transfers out). Unreserved fund balance for the General Fund increased by \$1.1 million, or 0.4 percent, when compared to 2007's General Fund unreserved fund balance.
- The County's investment in capital assets (net of related debt) increased by \$16.8 million, representing a 5.2 percent increase related to governmental activities and a 5.0 percent increase related to business-type activities.
- The County's total long-term debt (bonds, notes, loans and capital leases) decreased by \$10.0 million, representing a 2.9 percent decrease in debt related to governmental activities and a 13.1 percent decrease in debt related to business-type activities.

**FRANKLIN COUNTY, OHIO**  
*Management's Discussion and Analysis*  
*For the Year Ended December 31, 2008*  
*(Unaudited)*

**Overview of the Financial Statements**

Management's discussion and analysis is intended to serve as an introduction to the County's basic financial statements, which are comprised of three components: 1) government-wide financial statements, 2) fund financial statements, and 3) notes to the basic financial statements. This report also contains supplementary information.

***Government-wide Financial Statements*** The government-wide financial statements provide a broad overview of the County's finances in a manner similar to a private-sector business and can be found on pages 28 and 29 of this report.

The *statement of net assets* presents information on all the County's assets and liabilities, with the difference between the two reported as net assets. Over time, the change in net assets may serve as a useful indicator of whether the County's financial position is improving or declining.

The *statement of activities* shows how the County's net assets changed during the most recent fiscal year. All changes in net assets are reported as soon as the underlying event occurs, regardless of the timing of related cash flows. Thus, revenues and expenses are reported in this statement for some items that will result in cash flows in future fiscal periods (e.g., uncollected taxes and earned but unused vacation leave).

Both of the government-wide financial statements distinguish functions of the County that are principally supported by taxes and intergovernmental revenues (*governmental activities*) from other functions that are intended to recover their costs through user fees and charges (*business-type activities*). The County's governmental activities include general government, judicial, public safety, human services, health, public works, conservation and recreation, and community development functions. The County's business-type activities include water and sewer, and parking facilities operations.

The government-wide financial statements include not only Franklin County itself (known as the *primary government*), but also certain organizations for which the County is financially accountable. Financial information for these *component units* is reported separately. The County's component units include ARC Industries, Incorporated, of Franklin County, Ohio (ARC Industries); Veterans Memorial Hall; and Franklin County Stadium, Inc. and Columbus Baseball Team, Inc. (Stadium and Team). Notes 1 and 18 to the basic financial statements contain more information about the component units.

***Fund Financial Statements*** A *fund* is a grouping of related accounts that is used to maintain control over resources that have been segregated for specific activities or objectives. The County, like other state and local governments, uses fund accounting to ensure and demonstrate compliance with finance-related legal requirements. The County's funds can be divided into three categories: governmental funds, proprietary funds and fiduciary funds.

***Governmental Funds:*** Governmental funds are used to account for essentially the same functions that are reported as governmental activities in the government-wide financial statements. However, unlike the government-wide financial statements, governmental fund financial statements focus on current sources and uses of spendable resources, as well as balances of spendable resources available at the end of the fiscal year. Such information may be useful in evaluating a government's short-term financing requirements.



**FRANKLIN COUNTY, OHIO**  
*Management's Discussion and Analysis*  
*For the Year Ended December 31, 2008*  
*(Unaudited)*

Because the focus of governmental funds is narrower than that of the government-wide financial statements, it is useful to compare the information presented for governmental funds with similar information presented for governmental activities in the government-wide financial statements so as to understand the long-term impact of the County's short-term financing decisions. Both the governmental fund balance sheet and the governmental fund statement of revenues, expenditures and changes in fund balances provide reconciliations to facilitate this comparison between governmental funds and governmental activities. See pages 30 - 36 of this report.

The County maintains many individual governmental funds. Information is presented separately in the governmental fund balance sheet and in the governmental fund statement of revenues, expenditures and changes in fund balances for those funds considered to be *major funds*. For Franklin County, these are the General Fund, Board of Mental Retardation & Developmental Disabilities (MR&DD) fund, Public Assistance fund, Children Services Board fund and Alcohol, Drug and Mental Health (ADAMH) Board fund. Data from the other governmental funds is aggregated for presentation as a single column. Individual fund data for each of the nonmajor governmental funds is provided in the *combining statements*.

The County adopts a budget resolution annually. Financial statements for the major funds have been prepared on a budgetary basis that does not conform with generally accepted accounting principles (GAAP) and are provided on pages 37 – 41 to demonstrate budgetary compliance.

*Proprietary Funds:* The County maintains two types of proprietary funds. *Enterprise funds* report the same functions presented as business-type activities in the government-wide financial statements. Enterprise funds are used to account for water and sewer, and parking facilities operations. *Internal service funds* are an accounting device used to accumulate and allocate costs internally across the County's various functions. Internal service funds are used to account for telecommunications and employee benefits. Because the services accounted for in the internal service funds predominantly benefit governmental rather than business-type functions, they have been included within governmental activities in the government-wide financial statements.

The proprietary fund statements provide the same type of information as the government-wide financial statements, only in more detail. The proprietary fund financial statements show the Water and Sewer fund and the Parking Facilities fund separately; the internal service funds are aggregated. The basic proprietary fund financial statements are on pages 42 – 44.

*Fiduciary Funds:* Fiduciary funds are used to account for resources held for the benefit of parties outside the County. Fiduciary funds are not reflected in the government-wide financial statements because those resources are not available to support the County's own programs. The accounting used for fiduciary funds is much like that used for proprietary funds. The basic fiduciary fund financial statement can be found on page 45.

*Notes to the Basic Financial Statements:* The notes provide additional information essential to a full understanding of the data provided in the government-wide and fund financial statements. The notes to the basic financial statements can be found on pages 47 – 89.

**FRANKLIN COUNTY, OHIO**  
*Management's Discussion and Analysis*  
For the Year Ended December 31, 2008  
(Unaudited)

*Other Information:* The combining statements referred to earlier in connection with nonmajor governmental funds, proprietary funds, fiduciary funds and component units are presented immediately following the notes. Individual fund schedules prepared on a non-GAAP, budgetary basis are also presented. Combining nonmajor fund statements and individual fund schedules can be found on pages 92 – 157 of this report.

**Government-wide Financial Analysis**

The following table provides a summary of the County's 2008 net assets compared to 2007:

	Net Assets (Amounts in 000's)					
	Governmental Activities		Business-type Activities		Total	
	2008	2007	2008	2007	2008	2007
<b>Assets:</b>						
Current and other assets	\$ 1,431,352	\$ 1,434,915	\$ 7,038	\$ 6,773	\$ 1,438,390	\$ 1,441,688
Capital assets	515,941	458,018	29,604	30,045	545,545	488,063
<b>Total assets</b>	<u>1,947,293</u>	<u>1,892,933</u>	<u>36,642</u>	<u>36,818</u>	<u>1,983,935</u>	<u>1,929,751</u>
<b>Liabilities:</b>						
Long-term debt	286,022	294,574	9,294	10,696	295,316	305,270
Other long-term liabilities	43,434	44,323	177	162	43,611	44,485
Other liabilities	524,085	492,103	1,131	1,254	525,216	493,357
<b>Total liabilities</b>	<u>853,541</u>	<u>831,000</u>	<u>10,602</u>	<u>12,112</u>	<u>864,143</u>	<u>843,112</u>
<b>Net assets:</b>						
Invested in capital assets						
net of related debt	320,422	304,589	20,310	19,349	340,732	323,938
Restricted	459,608	450,568	-	-	459,608	450,568
Unrestricted	313,722	306,776	5,730	5,357	319,452	312,133
<b>Total net assets</b>	<u>\$ 1,093,752</u>	<u>\$ 1,061,933</u>	<u>\$ 26,040</u>	<u>\$ 24,706</u>	<u>\$ 1,119,792</u>	<u>\$ 1,086,639</u>

As noted earlier, net assets may serve as a useful indicator of the County's financial position. The County's assets exceeded liabilities by \$1.120 billion (\$1.094 billion in governmental activities and \$26.0 million in business-type activities) at the close of 2008. All three categories of net assets, the County as a whole and its separate governmental and business-type activities, had positive balances in the prior fiscal year, as well.

A large portion of the County's net assets (30.4 percent) reflects its investment in capital assets (e.g., land, buildings and improvements, infrastructure, machinery and equipment, and construction in progress) less accumulated depreciation and any related outstanding debt that had been used to acquire those assets. Although the County's investment in its capital assets is reported net of related debt, it should be noted that the resources needed to repay this debt must be provided from other sources, since the capital assets themselves cannot be used to liquidate these liabilities.

An additional portion of the County's net assets (41.0 percent) represents resources that are subject to external or legal restrictions on how they may be used. The remaining balance of net assets (\$319.5 million) is unrestricted and may be used to meet the County's ongoing obligations to citizens, employees and creditors. It is important to note, however, that the unrestricted net assets of the County's business-type activities (\$5.7 million) may not be used to fund governmental activities.

**FRANKLIN COUNTY, OHIO**  
*Management's Discussion and Analysis*  
For the Year Ended December 31, 2008  
(Unaudited)

The amount invested in capital assets, net of related debt, increased by \$16.8 million or 5.2 percent, primarily related to construction costs for the new courthouse, the new stadium, and the purchase of land for the new animal shelter.

Restricted net assets reported in connection with governmental activities increased by \$9.0 million, primarily due to an increase in grants received. The County's business-type activities have no restricted net assets in 2007 or 2008.

The County's total net assets increased by \$33.1 million during 2008: \$31.8 million increase for governmental activities and \$1.3 million increase for business-type activities. The following table shows the changes in net assets for 2008 compared with 2007:

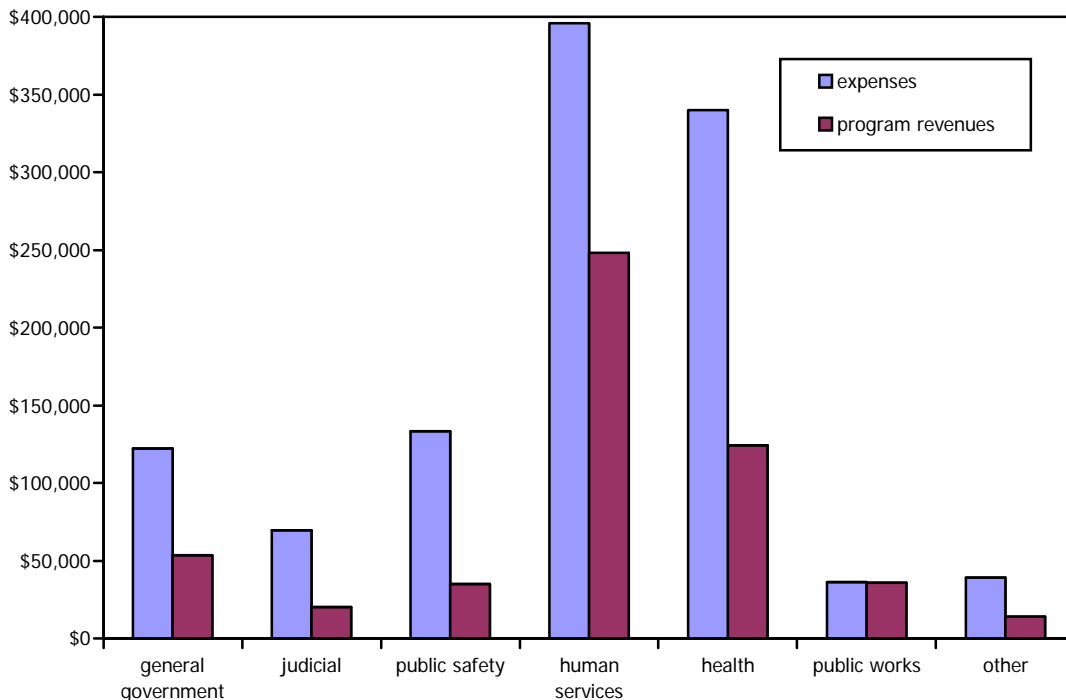
<b>Changes in Net Assets</b>						
<b>(Amounts in 000's)</b>						
	<b>Governmental</b>		<b>Business-type</b>		<b>Total</b>	
	<b>Activities</b>		<b>Activities</b>			
	<u>2008</u>	<u>2007</u>	<u>2008</u>	<u>2007</u>	<u>2008</u>	<u>2007</u>
<b>Program revenues:</b>						
Charges for services	\$ 106,902	\$ 111,509	\$ 8,101	\$ 8,004	\$ 115,003	\$ 119,513
Operating grants	403,523	393,634	-	-	403,523	393,634
Capital grants	20,716	30,532	524	-	21,240	30,532
<b>General revenues:</b>						
Property taxes	367,003	374,017	-	-	367,003	374,017
Sales taxes	130,723	177,398	-	-	130,723	177,398
Grants not restricted to specific programs	96,250	84,033	-	-	96,250	84,033
Unrestricted investment earnings	43,084	54,785	-	-	43,084	54,785
<b>Total revenues</b>	<u>1,168,201</u>	<u>1,225,908</u>	<u>8,625</u>	<u>8,004</u>	<u>1,176,826</u>	<u>1,233,912</u>
<b>Expenses:</b>						
General government	122,288	123,389	-	-	122,288	123,389
Judicial	69,418	66,493	-	-	69,418	66,493
Public safety	133,455	131,384	-	-	133,455	131,384
Human services	395,904	369,831	-	-	395,904	369,831
Health	339,858	305,114	-	-	339,858	305,114
Public works	36,299	45,070	-	-	36,299	45,070
Conservation and recreation	20,492	20,537	-	-	20,492	20,537
Community development	5,220	5,299	-	-	5,220	5,299
Interest and fiscal charges	13,448	9,697	-	-	13,448	9,697
Water and sewer	-	-	5,229	5,890	5,229	5,890
Parking facilities	-	-	2,062	2,043	2,062	2,043
<b>Total expenses</b>	<u>1,136,382</u>	<u>1,076,814</u>	<u>7,291</u>	<u>7,933</u>	<u>1,143,673</u>	<u>1,084,747</u>
Change in net assets	31,819	149,094	1,334	71	33,153	149,165
Net assets – beginning	1,061,933	912,839	24,706	24,635	1,086,639	937,474
<b>Net assets – ending</b>	<u>\$ 1,093,752</u>	<u>\$ 1,061,933</u>	<u>\$ 26,040</u>	<u>\$ 24,706</u>	<u>\$ 1,119,792</u>	<u>\$ 1,086,639</u>

**FRANKLIN COUNTY, OHIO**  
*Management's Discussion and Analysis*  
*For the Year Ended December 31, 2008*  
*(Unaudited)*

**Governmental Activities** Governmental activities added to the County's net assets by \$31.8 million. Key elements of this change are as follows:

- Operating grants for governmental activities increased by \$9.9 million because of higher child care subsidies for Public Assistance. Expenditures for child care increased, respectively.
- Grants and contributions not restricted to specific programs increased by \$12.2 million primarily related to state reimbursements to replace phased out property taxes.
- Capital grants and contributions decreased by \$9.8 million related to a decrease in state funding for infrastructure projects. Expenditures for public works decreased by a similar amount.
- Expenditures for the general government, judicial, public safety, conservation and community development functions were maintained at levels similar to the prior year.
- Unrestricted investment earnings decreased by \$11.7 million when compared to 2007. There was less money available for investment because the proceeds from the 2007 debt issuances were being spent on the capital projects. Also, interest rates declined in 2008.
- Sales taxes decreased by \$46.7 million because the temporary quarter percent tax increase expired December 31, 2007.

**Expenses and Program Revenues – Governmental Activities**  
**(Amounts in 000's)**



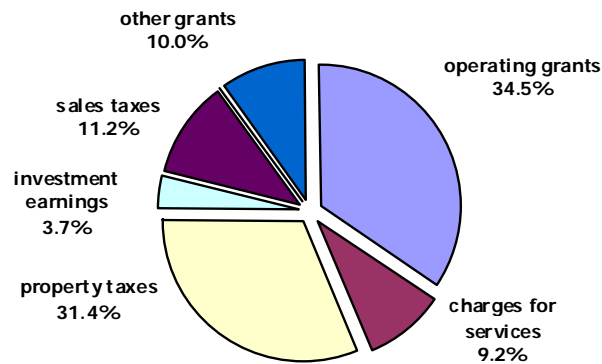
**FRANKLIN COUNTY, OHIO**  
*Management's Discussion and Analysis*  
*For the Year Ended December 31, 2008*  
*(Unaudited)*

The general government function represents activities related to the governing body as well as activities that directly support other County programs that serve the County's residents. In 2008, this represented 10.8 percent of the County's total governmental expenses. 2008 general government expenses decreased by \$1.1 million or 0.9 percent from 2007 primarily because agencies held spending to the prior year level; new projects and initiatives were limited.

The human services program accounted for \$395.9 million or 34.8 percent of total governmental expenses. Human services expenses increased by 7.1 percent from 2007 primarily related to higher spending for child care. The next largest program was health, accounting for \$339.9 million or 29.9 percent of the total expenses for governmental activities.

Revenues exceeded expenses, resulting in a \$31.8 million increase in net assets during 2008.

**Revenues by Source - Governmental Activities**



Property taxes accounted for \$367.0 million or 31.4 percent of total revenues for governmental activities. The major recipients of property tax revenues were the Board of MR&DD, the Children Services Board, the ADAMH Board and the General Fund. Another major component of general revenues was sales tax, which totaled \$130.7 million. Sales tax was the largest revenue source for the General Fund.

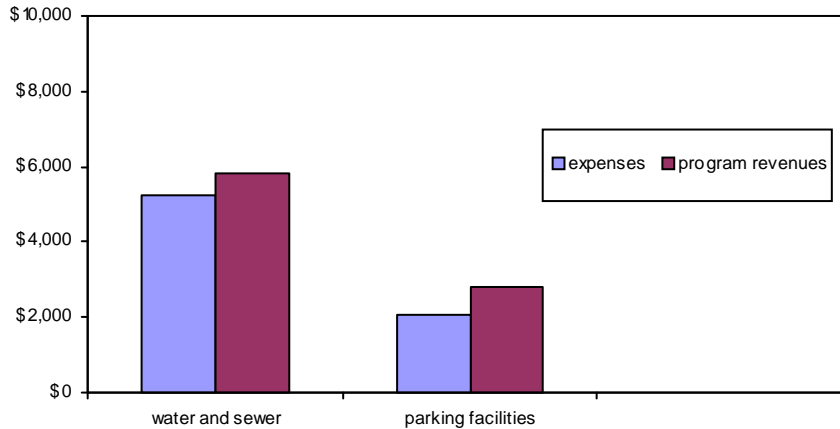
Operating grants were the largest type of program revenue, accounting for \$403.5 million or 34.5 percent of total governmental revenues. The major recipients of intergovernmental program revenues were Public Assistance, the ADAMH Board, the Children Services Board and the Board of MR&DD.

Direct charges to users of governmental services, another type of program revenue, made up \$106.9 million of total governmental revenues. These charges included fees for conveyance of real estate, fees associated with the collection of property taxes, fines and forfeitures related to judicial activity, and licenses and permits.

**FRANKLIN COUNTY, OHIO**  
*Management's Discussion and Analysis*  
*For the Year Ended December 31, 2008*  
*(Unaudited)*

**Business-type Activities** The County's net assets for business-type activities increased by \$1.3 million. Capital grants totaling \$524,000 were received for water and sewer.

**Expenses and Program Revenues - Business-type Activities**  
 (Amounts in 000's)



**Financial Analysis of the County's Funds**

As noted earlier, the County uses fund accounting to ensure and demonstrate compliance with finance-related legal requirements.

**Governmental Funds** The focus of the County's governmental funds is to provide information on near-term inflows, outflows and balances of spendable resources. This information is useful in assessing the County's financing requirements. In particular, unreserved fund balance may serve as a measure of the County's net resources available for spending at the end of the year.

At December 31, 2008, the County's governmental funds reported combined ending fund balances of \$739.7 million, a decrease of \$38.5 million in comparison with the prior year balances. Approximately \$707.4 million of this amount constitutes unreserved fund balance, available for spending at the County's discretion. The remainder is reserved to indicate that it is not available for new spending because it is related to notes receivable, advances to other funds or inventories of consumable supplies, none of which can easily be converted into cash. While most of the governmental fund balances are not reserved in the governmental fund statements, they become classified as restricted net assets on the government-wide statement of net assets due to restrictions for use for a particular purpose mandated by the source of the funding, such as the tax levy language or the underlying grant.

**General Fund** The General Fund is the chief operating fund of the County. At December 31, 2008, unreserved fund balance of the General Fund was \$266.2 million, while total fund balance was \$283.9 million. As a measure of the General Fund's liquidity, it may be useful to compare both unreserved fund balance and total fund balance to total fund expenditures. Unreserved fund balance represents 88.0 percent of total General Fund expenditures (including transfers out), while total fund balance represents 93.8 percent of that same amount.

**FRANKLIN COUNTY, OHIO**  
*Management's Discussion and Analysis*  
*For the Year Ended December 31, 2008*  
*(Unaudited)*

The fund balance of the General Fund increased by \$11.3 million during 2008. A temporary quarter percent increase in the sales tax rate was effective from October 1, 2005, until December 31, 2007 with the objective of rebuilding the fund balance in the General Fund. Because the temporary tax expired, sales tax revenue declined by \$41.4 million or 23.3 percent compared with 2007. Investment income decreased by \$7.3 million or 14.5 percent due to lower interest rates.

*Major Special Revenue Funds* The Board of MR&DD fund, Public Assistance fund, Children Services Board fund, and ADAMH Board fund are major special revenue funds used to account for specific governmental revenues and the associated expenditures are restricted to specified purposes because of legal or regulatory provisions or administrative action. The Board of Commissioners must approve tax levy requests before they are placed on the ballot.

The Board of MR&DD fund accounts for property taxes and federal and state grants restricted to expenditures for those services that benefit the mentally retarded and developmentally disabled. Property taxes decreased by \$5.6 million or 4.2 percent related to the planned phase-out of personal property taxes. Expenditures for social service contracts, medical providers, and the maintenance and operation of buildings and buses increased by \$26.0 million or 15.1 percent when compared with the prior year. The net change in fund balance for 2008 was an increase of \$1.3 million or 0.7 percent.

The Public Assistance fund accounts for funding from the State of Ohio for job training and various other types of assistance and services for qualified clients. Although intergovernmental revenue increased by \$11.8 million or 7.8 percent, program spending increased by \$16.8 million or 10.4 percent. This resulted in a decrease in the fund balance by \$5.0 million, putting it into a deficit position.

The Children Services Board fund accounts for property taxes and federal funds restricted for programs designed to help abused, neglected, dependent, and troubled children and their families. The net change in fund balance for 2008 was an increase of \$6.6 million or 12.7 percent. This is the fourth year of collection of a ten-year property tax levy. The levy is designed to build the fund balance in the beginning years of collection so as to have a reserve upon which to draw, to make expenditures in the later years of the levy period. Expenditures stayed relatively steady, increasing by \$2.1 million or 1.3 percent.

The ADAMH Board fund accounts for providing alcohol and drug addiction treatment programs and mental health services to the public, generally through contracts with local health care providers. The largest revenue sources are property taxes and state funding. The net change in fund balance for 2008 was an increase of \$1.9 million or 8.4 percent. Property taxes decreased by \$2.1 million or 3.7 percent. Expenditures increased by \$11.8 million or 9.0 percent.

*Other Governmental Funds* Other Governmental Funds represents all nonmajor special revenue funds, nonmajor capital projects funds and nonmajor debt service funds. The largest revenue sources are intergovernmental revenues from the state (primarily related to road and bridge construction and collection of court-ordered child support) and property taxes for the zoo and for senior services. The net change in fund balance for 2008 was a decrease of \$54.6 million or 23.4 percent, primarily related to the payment of construction costs for the new courthouse building and the stadium. Bond anticipation notes were issued in March 2008. The proceeds were used to retire auction rate securities that had been issued in 2007.

**FRANKLIN COUNTY, OHIO**  
*Management's Discussion and Analysis*  
*For the Year Ended December 31, 2008*  
*(Unaudited)*

This activity was recorded in the related capital projects fund. See the Capital Asset and Debt Administration section on pages 23 and 24, and note 10 on pages 71 – 77 for more information on the debt issuances.

**Proprietary Funds** The County's proprietary funds provide the same type of information found in the business-type activities in the government-wide financial statements, but in more detail. Unrestricted net assets of Water and Sewer at the end of the year amounted to \$2.7 million and those for Parking Facilities amounted to \$3.0 million. The total change in net assets for the funds was an increase of \$0.6 million and an increase of \$0.7 million, respectively. Other factors concerning the finances of these two funds have already been addressed in the discussion of the County's business-type activities.

### **Budgetary Highlights**

The County's budget is prepared according to Ohio law. The most significant budgeted fund is the General Fund. The total original appropriations for the General Fund, including those for advances and transfers out, were \$323.9 million, while the final appropriations were \$335.2 million, resulting in a net increase of \$11.4 million or 3.5 percent. The General Fund budget was amended numerous times during 2008. Significant changes to the original budget are briefly summarized as follows:

- \$10.3 million increase in appropriations for advances for the Stadium Construction fund. The advance provides cash flow to pay vendors while awaiting reimbursement from the state and the proceeds from the sale of Cooper Stadium.
- \$3.5 million increase in appropriations for general government (Board of Elections) so as to provide voter outreach, to provide off-site management for in-person absentee voting at Veterans Memorial, to comply with various directives from the Secretary of State related to the 2008 general election, and to meet other election-related expenses.
- \$2.8 million increase in appropriations for general government (Public Facilities Management) related to maintenance projects.

Final General Fund appropriations for 2008 were lower than the final 2007 appropriations by \$1.0 million or 0.3 percent, and 7.2 percent higher than actual 2008 budgetary basis expenditures. Significant variances between the final budget and actual results for the General Fund are described as follows:

- Actual sales tax collections were \$5.0 million or 3.6 percent higher than estimated.
- Actual general government expenditures in the General Fund were \$6.6 million or 7.5 percent lower than budgeted. \$1.2 million had been held in contingency and was not needed. Actual expenditures related to building maintenance were \$1.2 million lower than budgeted because of projects being delayed or coming in under budget.
- Actual judicial expenditures in the General Fund were \$3.1 million or 3.6 percent lower than expected. Spending by the domestic and juvenile court was \$1.4 million lower than budgeted and by the common pleas court, \$0.8 million lower than budgeted. Witness fees and legal advertising costs were lower than expected.



**FRANKLIN COUNTY, OHIO**  
*Management's Discussion and Analysis*  
*For the Year Ended December 31, 2008*  
*(Unaudited)*

- Actual transfers out of the General Fund were \$7.1 million lower than budgeted. Transfers to the various funds for risk management, 27<sup>th</sup> pay and other purposes were not needed.

**Capital Asset and Debt Administration**

**Capital Assets** The County's investment in capital assets for its governmental and business type activities at December 31, 2008, amounts to \$340.7 million (net of related debt). This investment in capital assets includes land, buildings and improvements, infrastructure, machinery and equipment, and construction in progress. The total increase in the County's investment in capital assets (net of related debt) for 2008 was 5.2 percent when compared to 2007 activity.

<b>Capital Assets, Net of Depreciation</b> (Amounts in 000's)						
	<b>Governmental</b>		<b>Business-type</b>		<b>Total</b>	
	<b>Activities</b>		<b>Activities</b>			
	<b>2008</b>	<b>2007</b>	<b>2008</b>	<b>2007</b>	<b>2008</b>	<b>2007</b>
Land	\$ 57,160	\$ 57,038	\$ 259	\$ 259	\$ 57,419	\$ 57,297
Buildings and improvements	196,766	204,040	9,033	9,351	205,799	213,391
Infrastructure	135,168	134,482	18,058	18,480	153,226	152,962
Machinery and equipment	36,196	34,571	302	205	36,498	34,776
Construction in progress	90,651	27,887	1,952	1,750	92,603	29,637
	<u>\$ 515,941</u>	<u>\$ 458,018</u>	<u>\$ 29,604</u>	<u>\$ 30,045</u>	<u>\$ 545,545</u>	<u>\$ 488,063</u>

The major capital asset expenditures during 2008 involved construction projects: the new building for the courts, the stadium and road improvements.

**Long-term Debt** At December 31, 2008, the County had total long-term debt outstanding of \$295.3 million. All the County's debt is unvoted. General obligation debt as shown in the table below includes bonds, notes, loans and capital leases.

<b>Outstanding Debt</b> (Amounts in 000's)						
	<b>Governmental</b>		<b>Business-type</b>		<b>Total</b>	
	<b>Activities</b>		<b>Activities</b>			
	<b>2008</b>	<b>2007</b>	<b>2008</b>	<b>2007</b>	<b>2008</b>	<b>2007</b>
General obligation debt	\$ 236,005	\$ 244,062	\$ 9,196	\$ 10,563	\$ 245,201	\$ 254,625
Special obligation debt	42,500	42,500	-	-	42,500	42,500
Unamortized bond premiums	8,978	9,690	141	191	9,119	9,881
Unamortized deferred charges	(1,461)	(1,678)	(43)	(58)	(1,504)	(1,736)
	<u>\$ 286,022</u>	<u>\$ 294,574</u>	<u>\$ 9,294</u>	<u>\$ 10,696</u>	<u>\$ 295,316</u>	<u>\$ 305,270</u>

The County's total long-term debt decreased by \$10.0 million or 3.3 percent during the current fiscal year. In March 2008, due to market conditions, \$15.0 million in special obligation bond anticipation notes were issued so as to retire the stadium project auction rate securities. The County also received \$2.5 million from the Ohio Public Works Commission for governmental activity construction projects and \$0.2 million from the Ohio Water Development Authority for business-type activity construction projects.

**FRANKLIN COUNTY, OHIO**  
*Management's Discussion and Analysis*  
*For the Year Ended December 31, 2008*  
*(Unaudited)*

Both Standard & Poor's and Moody's Investor Services have given Franklin County a "triple-A" credit rating, the highest rating possible. The County's rating is based on the County's financial management and debt burden, and the strength of the local economy. The County is within all its legal debt limitations. As of December 31, 2008, the County's non-exempt debt was \$196.3 million. The County's limit for total voted and unvoted non-exempt debt was \$698.5 million, leaving a borrowing capacity of \$502.2 million. Unvoted, non-exempt debt is limited to one percent of total assessed property value. For 2008, that limit was \$280.0 million, leaving a borrowing capacity of \$83.7 million. The aggregate amount of the County's unvoted debt is also subject to overlapping debt restrictions with other political subdivisions. At year-end, the County's total net bonded debt amounted to 0.8 percent of the total assessed value of all property within the County.

In addition to the bonded debt, notes, loans and capital leases, the County's long-term obligations include compensated absences and workers' compensation. More information regarding the County's long-term obligations can be found in note 10 on pages 71 – 77.

**Economic Factors and Next Year's Budgets and Rates**

Franklin County has experienced significant growth in the past thirty years, both in population and in tax base. However, investment earnings declined significantly in 2002 through 2004. In 2005, the Commissioners adopted two measures to increase revenue. First, the sales tax rate was increased by ½ percent, effective October 1, 2005, with ¼ percent as a temporary increase until December 31, 2007, and the other ¼ percent as a permanent increase. Secondly, a majority voted to initiate a tax on conveyance of real property and transfer of manufactured homes effective January, 2006. The combination of these actions has replenished cash reserves. The County's General Fund unrestricted cash balance at December 31, 2008, was \$254.1 million, an amount sufficient to cover General Fund expenditures for almost 11 months.

In light of the worldwide financial conditions and their impact on tax-exempt credit markets and regional growth and development, the Commissioners approved these fiscal sustainability principles for the 2009 budget year:

- Tighten spending controls by limiting General Fund budget growth either to 4.0 percent or the change in the Midwest Consumer Price Index, whichever is less.
- Control payroll expenditures by limiting the number of budgeted positions to currently authorized levels except in certain situations.
- Revise personnel policies to limit growth in overtime expenditures, compensatory time and other cash payouts.
- Tighten fiscal controls by limiting General Fund debt service obligations to no more than 5.0 percent of the total resources available, and by refinancing where the potential for present value savings is at least 5.0 percent.
- Control fuel and energy expenditures by retrofitting lighting, water, temperature control and insulating systems for all buildings maintained and operated by the Commissioners, by promoting the increased use of alternative fuels, and by raising the average mile-per-gallon standards for the County's vehicles.

**FRANKLIN COUNTY, OHIO**  
*Management's Discussion and Analysis*  
*For the Year Ended December 31, 2008*  
*(Unaudited)*

- Control discretionary expenditures by limiting community partnership contracts to 2008 levels.
- Further cost-effective management of County health care expenditures by providing incentives for participation in employee wellness programs.

When preparing the budget for the 2009 fiscal year, the following factors were taken into consideration:

- Franklin County's unemployment rate for 2008 was 5.5 percent, an increase of 0.8 percent from 2007. As unemployment rises, the demand for health and human services provided by County agencies is expected to increase.
- Sales tax revenues and state funding levels are projected to remain flat.
- Investment earnings are expected to decline by \$8.5 million due to lower interest rates.
- The economic stabilization reserve and contingency funding remain at the maximum levels permitted by Ohio law. General Fund cash reserves will decrease by \$1.3 million.
- Up to a 3.5 percent pay adjustment for County employees was included for non-bargaining unit employees. The cost per participant in the County's health and wellness program is expected to increase by 8.0 percent.
- 2009 will have 27 pay days instead of the typical 26 pay days. Due to the nature of the biweekly payroll cycle, this anomaly occurs once every 12 years.

**Requests for Information**

This financial report is designed to provide citizens, taxpayers, customers, investors and creditors with a general overview of the County's finances, and to demonstrate accountability for the money the County receives. Questions concerning any of the information provided in this report or requests for additional financial information should be addressed to the Franklin County Auditor, Fiscal Services Division, 373 South High Street, 21<sup>st</sup> Floor, Columbus, Ohio 43215-6310. This report is also available on-line at [www.franklincountyauditor.com](http://www.franklincountyauditor.com).

(THIS PAGE INTENTIONALLY LEFT BLANK)

## **BASIC FINANCIAL STATEMENTS**

# FRANKLIN COUNTY, OHIO

## Statement of Net Assets

December 31, 2008

(Amounts in 000's)

	Primary Government			Component Units
	Governmental Activities	Business-type Activities	Total	
<b>Assets:</b>				
Equity with County Treasurer (notes 1 & 4)	\$ 751,616	\$ 5,776	\$ 757,392	\$ -
Cash, cash equivalents, and investments in segregated accounts (notes 1 & 4)	2,342	3	2,345	8,372
Property taxes receivable, net (note 6)	441,431	-	441,431	-
Accounts receivable	7,932	1,009	8,941	808
Accrued interest receivable	6,452	-	6,452	-
Sales taxes receivable	33,821	-	33,821	-
Internal balances (notes 1 & 5)	(52)	52	-	-
Due from component unit (notes 5 & 18)	50	-	50	-
Due from primary government (note 5)	-	-	-	275
Due from other governments	161,800	-	161,800	-
Notes receivable (note 7)	11,822	-	11,822	-
Leases receivable (note 8)	2,837	-	2,837	-
Loans receivable, net (note 1)	2,649	-	2,649	-
Inventories (note 1)	5,096	167	5,263	146
Prepaid items (note 1)	535	-	535	13,273
Deferred charges (note 1)	1,433	31	1,464	-
Restricted cash (notes 1 & 4)	1,588	-	1,588	17
Capital assets, net of accumulated depreciation:				
Nondepreciable (notes 1 & 9)	147,811	2,211	150,022	-
Depreciable (notes 1 & 9)	368,130	27,393	395,523	3,196
<b>Total assets</b>	<b>1,947,293</b>	<b>36,642</b>	<b>1,983,935</b>	<b>26,087</b>
<b>Liabilities:</b>				
Accrued wages	23,450	78	23,528	507
Accrued interest	1,567	10	1,577	-
Accounts payable and other current liabilities	71,452	1,043	72,495	928
Matured bonds and interest payable	676	-	676	-
Due to component unit (note 5)	275	-	275	-
Due to primary government (note 5)	-	-	-	50
Unearned revenue (note 1)	425,077	-	425,077	13,875
Liabilities payable from restricted assets	1,588	-	1,588	-
Long-term liabilities: (notes 1 & 10)				
Due within one year	29,349	1,398	30,747	31
Due in more than one year	300,107	8,073	308,180	151
<b>Total liabilities</b>	<b>853,541</b>	<b>10,602</b>	<b>864,143</b>	<b>15,542</b>
<b>Net assets:</b>				
Invested in capital assets, net of related debt	320,422	20,310	340,732	3,196
Restricted for:				
Judicial	10,488	-	10,488	-
Public safety	16,995	-	16,995	-
Human services	108,786	-	108,786	-
Health	269,785	-	269,785	-
Public works	21,969	-	21,969	-
Real estate assessment	9,756	-	9,756	-
Debt service (note 10)	1,542	-	1,542	-
Capital projects	16,999	-	16,999	-
Other purposes	3,288	-	3,288	71
Unrestricted	313,722	5,730	319,452	7,278
<b>Total net assets</b>	<b>\$ 1,093,752</b>	<b>\$ 26,040</b>	<b>\$ 1,119,792</b>	<b>\$ 10,545</b>

The notes to the basic financial statements are an integral part of this statement.

**FRANKLIN COUNTY, OHIO**

Statement of Activities

Year Ended December 31, 2008

(Amounts in 000's)

	Program Revenues				Net (Expense) Revenue and Changes in Net Assets			Component Units
	Expenses	Charges for Services	Operating Grants and Contributions	Capital Grants and Contributions	Primary Government		Total	
					Governmental Activities	Business-type Activities		
<b>Primary government:</b>								
Governmental activities:								
General government	\$ 122,288	\$ 52,694	\$ 870	\$ -	\$ (68,724)	\$ -	\$ (68,724)	\$ -
Judicial	69,418	11,395	5,382	3,549	(49,092)	-	(49,092)	-
Public safety	133,455	20,105	14,392	372	(98,586)	-	(98,586)	-
Human services	395,904	9,866	238,480	-	(147,558)	-	(147,558)	-
Health	339,858	8,416	115,835	-	(215,607)	-	(215,607)	-
Public works	36,299	4,000	25,686	6,232	(381)	-	(381)	-
Conservation and recreation	20,492	-	-	10,563	(9,929)	-	(9,929)	-
Community development	5,220	426	2,878	-	(1,916)	-	(1,916)	-
Interest and fiscal charges	13,448	-	-	-	(13,448)	-	(13,448)	-
<b>Total governmental activities</b>	<b>1,136,382</b>	<b>106,902</b>	<b>403,523</b>	<b>20,716</b>	<b>(605,241)</b>	<b>-</b>	<b>(605,241)</b>	<b>-</b>
Business-type activities:								
Water and sewer	5,229	5,312	-	524	-	607	607	-
Parking facilities	2,062	2,789	-	-	-	727	727	-
<b>Total business-type activities</b>	<b>7,291</b>	<b>8,101</b>	<b>-</b>	<b>524</b>	<b>-</b>	<b>1,334</b>	<b>1,334</b>	<b>-</b>
<b>Total primary government</b>	<b>\$ 1,143,673</b>	<b>\$ 115,003</b>	<b>\$ 403,523</b>	<b>\$ 21,240</b>	<b>(605,241)</b>	<b>1,334</b>	<b>(603,907)</b>	<b>-</b>
<b>Component units: (notes 1 &amp; 18)</b>								
ARC Industries	8,155	6,996	1,574	-	-	-	-	415
Veterans Memorial Hall	2,537	2,491	-	-	-	-	-	(46)
Stadium and Team	4,879	4,496	-	-	-	-	-	(383)
<b>Total component units</b>	<b>\$ 15,571</b>	<b>\$ 13,983</b>	<b>\$ 1,574</b>	<b>\$ -</b>	<b>-</b>	<b>-</b>	<b>-</b>	<b>(14)</b>
General revenues:								
Property taxes (note 6)					367,003	-	367,003	-
Sales taxes					130,723	-	130,723	-
Grants and contributions not restricted to specific programs					96,250	-	96,250	-
Unrestricted investment earnings (loss)					43,084	-	43,084	(1,228)
<b>Total general revenues</b>					<b>637,060</b>	<b>-</b>	<b>637,060</b>	<b>(1,228)</b>
Change in net assets					31,819	1,334	33,153	(1,242)
Net assets - beginning					1,061,933	24,706	1,086,639	11,787
<b>Net assets - ending</b>					<b>1,093,752</b>	<b>26,040</b>	<b>1,119,792</b>	<b>10,545</b>

The notes to the financial statements are an integral part of this statement.

# FRANKLIN COUNTY, OHIO

Balance Sheet  
Governmental Funds  
December 31, 2008  
(Amounts in the 000's)

	General	Board of MR&DD	Public Assistance	Children Services Board
<b>Assets:</b>				
Equity with County Treasurer (notes 1 & 4)	\$ 254,135	\$ 199,409	\$ 6,905	\$ 65,662
Cash and investments in segregated accounts (notes 1 & 4)	1	-	-	-
Property taxes receivable, net (note 6)	41,867	181,237	-	112,226
Accounts receivable	1,478	4,867	272	4
Accrued interest receivable	5,905	-	-	-
Sales taxes receivable	33,821	-	-	-
Due from other funds (note 5)	973	-	-	216
Due from component unit (notes 1 & 5)	50	-	-	-
Due from other governments	16,980	34,584	17,546	41,374
Notes receivable (note 7)	447	-	-	-
Leases receivable (note 8)	300	-	-	-
Loans receivable, net (note 1)	-	-	-	-
Inventories (note 1)	1,912	501	6	34
Advances to other funds (notes 1 & 5)	15,320	-	-	-
Restricted cash (notes 1 & 4)	1,588	-	-	-
<b>Total assets</b>	<b>\$ 374,777</b>	<b>\$ 420,598</b>	<b>\$ 24,729</b>	<b>\$ 219,516</b>
<b>Liabilities and fund balances:</b>				
Liabilities:				
Accrued wages	\$ 11,020	\$ 4,537	\$ 1,925	\$ 2,606
Accounts payable	7,479	5,636	13,990	10,273
Matured bonds and interest payable	-	-	-	-
Due to other funds (note 5)	9	3	964	78
Due to component unit (note 5)	-	275	-	-
Deferred revenue (note 1)	31,053	37,084	9,734	42,262
Unearned revenue (note 1)	39,756	173,859	-	105,826
Advances from other funds (notes 1 & 5)	-	-	3,114	-
Liabilities payable from restricted assets	1,588	-	-	-
<b>Total liabilities</b>	<b>90,905</b>	<b>221,394</b>	<b>29,727</b>	<b>161,045</b>
Fund balances: (note 1)				
Reserved for notes receivable	447	-	-	-
Reserved for inventories	1,912	501	6	34
Reserved for advances to other funds	15,320	-	-	-
Unreserved, reported in:				
General fund:				
Designated for future years' expenditures (note 13)	18,465	-	-	-
Designated for claims (note 14)	14,746	-	-	-
Undesignated	232,982	-	-	-
Special revenue funds	-	198,703	(5,004)	58,437
Debt service funds	-	-	-	-
Capital projects funds	-	-	-	-
<b>Total fund balances</b>	<b>283,872</b>	<b>199,204</b>	<b>(4,998)</b>	<b>58,471</b>
<b>Total liabilities and fund balances</b>	<b>\$ 374,777</b>	<b>\$ 420,598</b>	<b>\$ 24,729</b>	<b>\$ 219,516</b>

The notes to the basic financial statements are an integral part of this statement.

(Continued on next page)



# FRANKLIN COUNTY, OHIO

Balance Sheet  
 Governmental Funds  
 December 31, 2008  
 (Amounts in the 000's)

	<u>ADAMH Board</u>	<u>Other Governmental Funds</u>	<u>Total Governmental Funds</u>
<b>Assets:</b>			
Equity with County Treasurer (notes 1 & 4)	\$ 29,070	\$ 180,920	\$ 736,101
Cash and investments in segregated accounts (notes 1 & 4)	-	2,341	2,342
Property taxes receivable, net (note 6)	61,836	44,265	441,431
Accounts receivable	-	1,273	7,894
Accrued interest receivable	-	547	6,452
Sales taxes receivable	-	-	33,821
Due from other funds (note 5)	-	154	1,343
Due from component unit (notes 1 & 5)	-	-	50
Due from other governments	27,310	24,006	161,800
Notes receivable (note 7)	-	11,375	11,822
Leases receivable (note 8)	-	2,537	2,837
Loans receivable, net (note 1)	-	2,649	2,649
Inventories (note 1)	-	2,643	5,096
Advances to other funds (notes 1 & 5)	-	-	15,320
Restricted cash (notes 1 & 4)	-	-	1,588
<b>Total assets</b>	<b><u>\$ 118,216</u></b>	<b><u>\$ 272,710</u></b>	<b><u>\$ 1,430,546</u></b>
<b>Liabilities and fund balances:</b>			
Liabilities:			
Accrued wages	\$ 236	\$ 3,086	\$ 23,410
Accounts payable	18,150	8,076	63,604
Matured bonds and interest payable	-	676	676
Due to other funds (note 5)	-	356	1,410
Due to component unit (note 5)	-	-	275
Deferred revenue (note 1)	16,676	22,722	159,531
Unearned revenue (note 1)	58,662	46,974	425,077
Advances from other funds (notes 1 & 5)	-	12,206	15,320
Liabilities payable from restricted assets	-	-	1,588
<b>Total liabilities</b>	<b><u>93,724</u></b>	<b><u>94,096</u></b>	<b><u>690,891</u></b>
Fund balances: (note 1)			
Reserved for notes receivable	-	11,375	11,822
Reserved for inventories	-	2,643	5,096
Reserved for advances to other funds	-	-	15,320
Unreserved, reported in:			
General fund:			
Designated for future years' expenditures (note 13)	-	-	18,465
Designated for claims (note 14)	-	-	14,746
Undesignated	-	-	232,982
Special revenue funds	24,492	70,753	347,381
Debt service funds	-	1,945	1,945
Capital projects funds	-	91,898	91,898
<b>Total fund balances</b>	<b><u>24,492</u></b>	<b><u>178,614</u></b>	<b><u>739,655</u></b>
<b>Total liabilities and fund balances</b>	<b><u>\$ 118,216</u></b>	<b><u>\$ 272,710</u></b>	<b><u>\$ 1,430,546</u></b>

The notes to the basic financial statements are an integral part of this statement.

**FRANKLIN COUNTY, OHIO**  
 Reconciliation of Total Governmental Fund Balances  
 to Net Assets of Governmental Activities  
 December 31, 2008  
 (Amounts in 000's)

Total fund balances - governmental funds (page 31)		\$ 739,655
<p>Amounts reported for governmental activities in          the statement of net assets (page 28) are different because:</p>		
<p>Capital assets used in governmental activities are not financial          resources and, therefore, are not reported in the funds.</p>		515,941
<p>Other assets are not available to pay for current period          expenditures and, therefore, are deferred in the funds:</p>		
Accrued interest receivable	3,475	
Sales taxes receivable	13,494	
Accounts receivable	4,293	
Due from other governments	111,232	
Property taxes receivable	24,200	
Leases receivable	2,837	
		159,531
<p>Debt issuance costs are deferred in the statement of          net assets.</p>		1,433
<p>Internal service funds are used by management to charge the          costs of employee benefits and telecommunications          to individual funds. The assets and liabilities of the interna          service funds are included in governmental activities in the          statement of net assets.</p>		8,215
<p>Some liabilities are not due and payable in the current perio          and, therefore, are not reported in the funds:</p>		
Accrued interest	(1,567)	
General obligation bonds	(229,835)	
Taxable special obligation bonds and notes	(42,500)	
Unamortized bond premiums, discounts, and charges	(7,517)	
Loans	(4,761)	
Compensated absences	(38,485)	
Workers' compensation	(4,949)	
Capital leases	(1,409)	
		(331,023)
Net assets of governmental activities (page 28)		\$ 1,093,752

The notes to the basic financial statements are an integral part of this statement.

(THIS PAGE INTENTIONALLY LEFT BLANK)

# FRANKLIN COUNTY, OHIO

Statement of Revenues, Expenditures and Changes in Fund Balances  
 Governmental Funds  
 Year Ended December 31, 2008  
 (Amounts in 000's)

	General	Board of MR & DD	Public Assistance	Children Services Board
<b>Revenues:</b>				
Sales tax	\$ 136,336	\$ -	\$ -	\$ -
Property taxes (note 6)	40,957	127,529	-	97,803
Licenses and permits	455	-	-	-
Fees and charges for services	48,019	7,565	-	3,584
Fines and forfeitures	598	-	-	-
Intergovernmental	39,725	63,432	163,824	73,560
Investment income	43,286	-	-	-
Other	4,308	505	3,767	248
<b>Total revenues</b>	<b>313,684</b>	<b>199,031</b>	<b>167,591</b>	<b>175,195</b>
<b>Expenditures:</b>				
Current:				
General government	82,872	-	-	-
Judicial	66,794	-	-	-
Public safety	108,026	-	-	-
Human services	4,246	-	178,830	168,597
Health	-	197,712	-	-
Public works	486	-	-	-
Conservation and recreation	-	-	-	-
Community development	1,702	-	-	-
Capital outlays	2,061	-	-	-
Debt service: (note 10)				
Principal retirement	441	8	46	6
Interest charges	132	-	20	-
Bond and note issuance cost	-	-	-	-
Intergovernmental grants	7,005	-	-	-
<b>Total expenditures</b>	<b>273,765</b>	<b>197,720</b>	<b>178,896</b>	<b>168,603</b>
<b>Excess (deficiency) of revenues over (under) expenditures</b>	<b>39,919</b>	<b>1,311</b>	<b>(11,305)</b>	<b>6,592</b>
<b>Other financing sources (uses):</b>				
Transfers in (notes 1 & 5)	7	-	6,282	-
Transfers out (notes 1 & 5)	(28,901)	-	-	-
Proceeds of notes (note 10)	-	-	-	-
Proceeds of loans	-	-	-	-
Premium on issuance of debt (note 10)	-	-	-	-
Capital leases (notes 10 & 11)	171	-	-	-
Sale of capital assets	105	1	-	5
<b>Total other financing sources (uses)</b>	<b>(28,618)</b>	<b>1</b>	<b>6,282</b>	<b>5</b>
<b>Net change in fund balances</b>	<b>11,301</b>	<b>1,312</b>	<b>(5,023)</b>	<b>6,597</b>
Fund balances - beginning	272,571	197,892	25	51,874
<b>Fund balances - ending</b>	<b>\$ 283,872</b>	<b>\$ 199,204</b>	<b>\$ (4,998)</b>	<b>\$ 58,471</b>

The notes to the basic financial statements are an integral part of this statement.

(Continued on next page)

## FRANKLIN COUNTY, OHIO

Statement of Revenues, Expenditures and Changes in Fund Balances  
 Governmental Funds  
 Year Ended December 31, 2008  
 (Amounts in 000's)

	<b>ADAMH Board</b>	<b>Other Governmental Funds</b>	<b>Total Governmental Funds</b>
<b>Revenues:</b>			
Sales tax	\$ -	\$ -	\$ 136,336
Property taxes (note 6)	54,432	38,872	359,593
Licenses and permits	-	1,672	2,127
Fees and charges for services	-	24,694	83,862
Fines and forfeitures	-	1,814	2,412
Intergovernmental	90,029	77,777	508,347
Investment income	-	4,758	48,044
Other	236	19,232	28,296
<b>Total revenues</b>	<b>144,697</b>	<b>168,819</b>	<b>1,169,017</b>
<b>Expenditures:</b>			
Current:			
General government	-	28,057	110,929
Judicial	-	2,585	69,379
Public safety	-	18,636	126,662
Human services	-	46,875	398,548
Health	142,743	-	340,455
Public works	-	38,090	38,576
Conservation and recreation	-	19,395	19,395
Community development	-	1,734	3,436
Capital outlays	-	61,898	63,959
Debt service: (note 10)			
Principal retirement	3	25,192	25,696
Interest charges	1	13,583	13,736
Bond and note issuance cost	-	30	30
Intergovernmental grants	-	7,554	14,559
<b>Total expenditures</b>	<b>142,747</b>	<b>263,629</b>	<b>1,225,360</b>
<b>Excess (deficiency) of revenues over (under) expenditures</b>	<b>1,950</b>	<b>(94,810)</b>	<b>(56,343)</b>
<b>Other financing sources (uses):</b>			
Transfers in (notes 1 & 5)	-	23,838	30,127
Transfers out (notes 1 & 5)	(43)	(1,183)	(30,127)
Proceeds of notes (note 10)	-	15,000	15,000
Proceeds of loans	-	2,469	2,469
Premium on issuance of debt (note 10)	-	21	21
Capital leases (notes 10 & 11)	-	-	171
Sale of capital assets	-	94	205
<b>Total other financing sources (uses)</b>	<b>(43)</b>	<b>40,239</b>	<b>17,866</b>
<b>Net change in fund balances</b>	<b>1,907</b>	<b>(54,571)</b>	<b>(38,477)</b>
Fund balances - beginning	22,585	233,185	778,132
<b>Fund balances - ending</b>	<b>\$ 24,492</b>	<b>\$ 178,614</b>	<b>\$ 739,655</b>

The notes to the basic financial statements are an integral part of this statement.

**FRANKLIN COUNTY, OHIO**  
 Reconciliation of the Statement of Revenues, Expenditures  
 and Changes in Fund Balances of Governmental Funds  
 to the Statement of Activities  
 Year Ended December 31, 2008  
 (Amounts in 000's)

Amounts reported for governmental activities in the statement of activities (page 29) are different because:

Net change in fund balances - total governmental funds (page 35) \$ (38,477)

Governmental funds report capital outlays as expenditures. However, in the statement of activities, the cost of those assets is allocated over their estimated useful lives as depreciation expense. The effect on the change in net assets is calculated as follows:

Per statement of revenues, expenditures and changes in fund balances:		
Capital outlay expenditures	63,959	
Capitalized expenditures reported in functional areas	15,208	
Per statement of activities:		
Depreciation expense (note 9)	(18,406)	
	60,761	60,761

The net effect of transactions involving sales and retirements of capital assets decreased net assets (note 9) (2,838)

Revenues in the Statement of Activities that do not provide current financial resources are not reported as revenues in the funds. (816)

Proceeds of debt provide current financial resources to governmental funds, but issuing debt increases long-term liabilities in the statement of net assets. Repayment of principal is an expenditure in the governmental funds, but the repayment reduces long-term liabilities in the statement of net assets. Governmental funds report the effect of issuance costs and premiums when the debt is first issued, whereas these amounts are deferred and amortized in the statement of activities. The effect on the change in net assets is as follows:

Per statement of revenues, expenditures and changes in fund balances:		
Proceeds of notes and loans (note 10)	17,469	
Premiums on issuance of debt (note 10)	21	
Capital lease acquisitions (note 10)	171	
Principal retirement	(25,697)	
Per statement of activities:		
Amortization of bond premiums (note 10)	(712)	
Amortization of deferred charges (note 10)	217	
Early retirements of capital leases reported in functional areas	1	
	8,530	8,530

Some expenses are reported in the statement of activities but do not require the use of current financial resources and therefore are not reported as expenditures in governmental funds. 5,056

Internal service funds are used by management to charge the costs of employee benefits and telecommunications to individual funds. The net loss of the internal service funds is reported with governmental activities. (397)

Change in net assets of governmental activities (page 29) \$ 31,819

The notes to the basic financial statements are an integral part of this statement.

**FRANKLIN COUNTY, OHIO**  
Statement of Revenues, Expenditures and  
Changes in Fund Balance - Budget and Actual  
General Fund  
Non-GAAP Budgetary Basis  
Year Ended December 31, 2008  
(Amounts in 000's)

	Budgeted Amounts		Actual Amounts	Variance with Final Budget Positive (Negative)
	Original	Final		
<b>Revenues:</b>				
Sales tax	\$ 139,871	\$ 139,871	\$ 144,854	\$ 4,983
Property taxes	44,676	43,714	40,808	(2,906)
Licenses and permits	483	484	461	(23)
Fees and charges for services	50,594	50,800	47,643	(3,157)
Fines and forfeitures	708	708	608	(100)
Intergovernmental	38,805	39,547	40,252	705
Investment income	36,462	36,462	34,850	(1,612)
Other	5,523	5,522	4,431	(1,091)
<b>Total revenues</b>	<b>317,122</b>	<b>317,108</b>	<b>313,907</b>	<b>(3,201)</b>
<b>Expenditures:</b>				
Current:				
General government	95,663	88,284	81,645	6,639
Judicial	85,103	85,218	82,122	3,096
Public safety	93,986	95,401	92,511	2,890
Human services	4,698	4,698	4,291	407
Public works	555	555	480	75
Community development	3,157	3,136	1,786	1,350
Capital outlays	1,971	2,501	2,055	446
Debt service	-	74	74	-
Intergovernmental grants	-	7,005	7,005	-
<b>Total expenditures</b>	<b>285,133</b>	<b>286,872</b>	<b>271,969</b>	<b>14,903</b>
<b>Excess (deficiency) of revenues over (under) expenditures</b>	<b>31,989</b>	<b>30,236</b>	<b>41,938</b>	<b>11,702</b>
<b>Other financing sources (uses):</b>				
Transfers in	1,251	7	7	-
Transfers out	(36,737)	(35,963)	(28,901)	7,062
Advances in	2,284	2,284	1,463	(821)
Advances out	(1,988)	(12,408)	(11,858)	550
Proceeds from sale of capital assets	80	80	105	25
<b>Total other financing sources (uses)</b>	<b>(35,110)</b>	<b>(46,000)</b>	<b>(39,184)</b>	<b>6,816</b>
<b>Net change in fund balance</b>	<b>(3,121)</b>	<b>(15,764)</b>	<b>2,754</b>	<b>18,518</b>
Fund balance - beginning	232,926	232,926	232,926	-
<b>Fund balance - ending</b>	<b>\$ 229,805</b>	<b>\$ 217,162</b>	<b>\$ 235,680</b>	<b>\$ 18,518</b>

The notes to the basic financial statements are an integral part of this statement.

**FRANKLIN COUNTY, OHIO**  
Statement of Revenues, Expenditures and  
Changes in Fund Balance - Budget and Actual  
Board of MR&DD Special Revenue Fund  
Non-GAAP Budgetary Basis  
Year Ended December 31, 2008  
(Amounts in 000's)

	<u>Budgeted Amounts</u>		<u>Actual Amounts</u>	<u>Variance with Final Budget Positive (Negative)</u>
	<u>Original</u>	<u>Final</u>		
<b>Revenues:</b>				
Property taxes	\$ 128,590	\$ 131,489	\$ 126,182	\$ (5,307)
Fees and charges for services	9,212	9,212	8,280	(932)
Intergovernmental	64,407	65,748	70,238	4,490
Other	287	287	515	228
<b><i>Total revenues</i></b>	<b><u>202,496</u></b>	<b><u>206,736</u></b>	<b><u>205,215</u></b>	<b><u>(1,521)</u></b>
<b>Expenditures:</b>				
Current:				
Health	374,959	374,959	198,645	176,314
<b><i>Total expenditures</i></b>	<b><u>374,959</u></b>	<b><u>374,959</u></b>	<b><u>198,645</u></b>	<b><u>176,314</u></b>
<b><i>Excess (deficiency) of revenues over (under) expenditures</i></b>	<b><u>(172,463)</u></b>	<b><u>(168,223)</u></b>	<b><u>6,570</u></b>	<b><u>174,793</u></b>
<b>Other financing sources (uses):</b>				
Proceeds from sale of capital assets	-	-	1	1
<b><i>Total other financing sources (uses)</i></b>	<b><u>-</u></b>	<b><u>-</u></b>	<b><u>1</u></b>	<b><u>1</u></b>
<b><i>Net change in fund balance</i></b>	<b><u>(172,463)</u></b>	<b><u>(168,223)</u></b>	<b><u>6,571</u></b>	<b><u>174,794</u></b>
Fund balance - beginning	186,723	186,723	186,723	-
<b>Fund balance - ending</b>	<b><u>\$ 14,260</u></b>	<b><u>\$ 18,500</u></b>	<b><u>\$ 193,294</u></b>	<b><u>\$ 174,794</u></b>

The notes to the basic financial statements are an integral part of this statement.



**FRANKLIN COUNTY, OHIO**  
Statement of Revenues, Expenditures and  
Changes in Fund Balance - Budget and Actual  
Public Assistance Special Revenue Fund  
Non-GAAP Budgetary Basis  
Year Ended December 31, 2008  
(Amounts in 000's)

	<u>Budgeted Amounts</u>		<u>Actual Amounts</u>	<u>Variance with Final Budget Positive (Negative)</u>
	<u>Original</u>	<u>Final</u>		
<b>Revenues:</b>				
Intergovernmental	\$ 185,075	\$ 166,677	\$ 168,722	\$ 2,045
Other	3,015	3,759	3,648	(111)
<b><i>Total revenues</i></b>	<b><u>188,090</u></b>	<b><u>170,436</u></b>	<b><u>172,370</u></b>	<b><u>1,934</u></b>
<b>Expenditures:</b>				
Current:				
Human services	192,059	183,536	178,576	4,960
<b><i>Total expenditures</i></b>	<b><u>192,059</u></b>	<b><u>183,536</u></b>	<b><u>178,576</u></b>	<b><u>4,960</u></b>
<b><i>Excess (deficiency) of revenues over (under) expenditures</i></b>	<b><u>(3,969)</u></b>	<b><u>(13,100)</u></b>	<b><u>(6,206)</u></b>	<b><u>6,894</u></b>
<b>Other financing sources (uses):</b>				
Transfers in	7,897	6,282	6,282	-
Transfers out	(346)	-	-	-
<b><i>Total other financing sources (uses)</i></b>	<b><u>7,551</u></b>	<b><u>6,282</u></b>	<b><u>6,282</u></b>	<b><u>-</u></b>
<b><i>Net change in fund balance</i></b>	<b><u>3,582</u></b>	<b><u>(6,818)</u></b>	<b><u>76</u></b>	<b><u>6,894</u></b>
Fund balance - beginning	6,829	6,829	6,829	-
<b>Fund balance - ending</b>	<b><u>\$ 10,411</u></b>	<b><u>\$ 11</u></b>	<b><u>\$ 6,905</u></b>	<b><u>\$ 6,894</u></b>

The notes to the basic financial statements are an integral part of this statement.

**FRANKLIN COUNTY, OHIO**  
Statement of Revenues, Expenditures and  
Changes in Fund Balance - Budget and Actual  
Children Services Board Special Revenue Fund  
Non-GAAP Budgetary Basis  
Year Ended December 31, 2008  
(Amounts in 000's)

	Budgeted Amounts		Actual Amounts	Variance with Final Budget Positive (Negative)
	Original	Final		
<b>Revenues:</b>				
Property taxes	\$ 101,143	\$ 101,153	\$ 97,523	\$ (3,630)
Fees and charges for services	3,415	3,414	3,961	547
Intergovernmental	72,843	74,375	71,646	(2,729)
Other	182	182	258	76
<b><i>Total revenues</i></b>	<b>177,583</b>	<b>179,124</b>	<b>173,388</b>	<b>(5,736)</b>
<b>Expenditures:</b>				
Current:				
Human services	178,498	178,498	167,236	11,262
<b><i>Total expenditures</i></b>	<b>178,498</b>	<b>178,498</b>	<b>167,236</b>	<b>11,262</b>
<b><i>Excess (deficiency) of revenues over (under) expenditures</i></b>	<b>(915)</b>	<b>626</b>	<b>6,152</b>	<b>5,526</b>
<b>Other financing sources (uses):</b>				
Proceeds from sale of capital assets	5	1	5	4
<b><i>Total other financing sources (uses)</i></b>	<b>5</b>	<b>1</b>	<b>5</b>	<b>4</b>
<b><i>Net change in fund balance</i></b>	<b>(910)</b>	<b>627</b>	<b>6,157</b>	<b>5,530</b>
Fund balance - beginning	55,632	55,632	55,632	-
<b>Fund balance - ending</b>	<b>\$ 54,722</b>	<b>\$ 56,259</b>	<b>\$ 61,789</b>	<b>\$ 5,530</b>

The notes to the basic financial statements are an integral part of this statement.

## FRANKLIN COUNTY, OHIO

Statement of Revenues, Expenditures and  
Changes in Fund Balance - Budget and Actual  
ADAMH Board Special Revenue Fund  
Non-GAAP Budgetary Basis  
Year Ended December 31, 2008  
(Amounts in 000's)

	Budgeted Amounts		Actual Amounts	Variance with Final Budget Positive (Negative)
	Original	Final		
<b>Revenues:</b>				
Property taxes	\$ 54,539	\$ 55,853	\$ 54,297	\$ (1,556)
Intergovernmental	90,241	88,909	91,176	2,267
Other	4,451	4,451	274	(4,177)
<b><i>Total revenues</i></b>	<b><u>149,231</u></b>	<b><u>149,213</u></b>	<b><u>145,747</u></b>	<b><u>(3,466)</u></b>
<b>Expenditures:</b>				
Current:				
Health	144,133	147,042	139,618	7,424
<b><i>Total expenditures</i></b>	<b><u>144,133</u></b>	<b><u>147,042</u></b>	<b><u>139,618</u></b>	<b><u>7,424</u></b>
<b><i>Excess (deficiency) of revenues over (under) expenditures</i></b>	<b><u>5,098</u></b>	<b><u>2,171</u></b>	<b><u>6,129</u></b>	<b><u>3,958</u></b>
<b>Other financing sources (uses):</b>				
Transfers out	(43)	(43)	(43)	-
<b><i>Total other financing sources (uses)</i></b>	<b><u>(43)</u></b>	<b><u>(43)</u></b>	<b><u>(43)</u></b>	<b><u>-</u></b>
<b><i>Net change in fund balance</i></b>	<b><u>5,055</u></b>	<b><u>2,128</u></b>	<b><u>6,086</u></b>	<b><u>3,958</u></b>
Fund balance - beginning	20,832	20,832	20,832	-
<b>Fund balance - ending</b>	<b><u>\$ 25,887</u></b>	<b><u>\$ 22,960</u></b>	<b><u>\$ 26,918</u></b>	<b><u>\$ 3,958</u></b>

The notes to the basic financial statements are an integral part of this statement.

# FRANKLIN COUNTY, OHIO

## Statement of Net Assets

Proprietary Funds

December 31, 2008

(Amounts in 000's)

	Business-type Activities Enterprise Funds			Governmental Activities
	Water and Sewer	Parking Facilities	Total	Internal Service Funds
<b>Assets:</b>				
Current assets:				
Equity with County Treasurer (note 4)	\$ 2,807	\$ 2,969	\$ 5,776	\$ 15,515
Cash, cash equivalents and investments in segregated accounts (notes 1 & 4)	-	3	3	-
Accounts receivable, net	990	19	1,009	38
Due from other funds (note 5)	-	62	62	17
Inventories (note 1)	154	13	167	-
Prepaid items	-	-	-	535
Total current assets	3,951	3,066	7,017	16,105
Noncurrent assets:				
Deferred charges	-	31	31	
Capital assets, net of accumulated depreciation:				
Nondepreciable (notes 1 & 9)	2,211	-	2,211	-
Depreciable (notes 1 & 9)	18,539	8,854	27,393	103
Total noncurrent assets	20,750	8,885	29,635	103
<b>Total assets</b>	<b>24,701</b>	<b>11,951</b>	<b>36,652</b>	<b>16,208</b>
<b>Liabilities:</b>				
Current liabilities:				
Accrued wages	55	23	78	40
Compensated absences payable (notes 1 & 10)	75	-	75	9
Accounts payable	1,029	14	1,043	7,848
Accrued interest	-	10	10	-
Due to other funds (note 5)	3	7	10	2
General obligation bonds (note 10)	-	875	875	-
Loans payable (note 10)	448	-	448	-
Total current liabilities	1,610	929	2,539	7,899
Noncurrent liabilities:				
Compensated absences payable (notes 1 & 10)	79	23	102	24
General obligation bonds, net of unamortized premiums and deferred amount on refunding (note 10)	-	1,993	1,993	-
Loans payable (note 10)	5,978	-	5,978	-
Total noncurrent liabilities	6,057	2,016	8,073	24
<b>Total liabilities</b>	<b>7,667</b>	<b>2,945</b>	<b>10,612</b>	<b>7,923</b>
<b>Net assets:</b>				
Invested in capital assets, net of related debt	14,324	5,986	20,310	103
Unrestricted	2,710	3,020	5,730	8,182
<b>Total net assets</b>	<b>\$ 17,034</b>	<b>\$ 9,006</b>	<b>\$ 26,040</b>	<b>\$ 8,285</b>

The notes to the basic financial statements are an integral part of this statement

## FRANKLIN COUNTY, OHIO

Statement of Revenues, Expenses and Changes in Net Assets

Proprietary Funds

Year Ended December 31, 2008

(Amounts in 000's)

	Business-type Activities Enterprise Funds			Governmental Activities
	Water and Sewer	Parking Facilities	Total	Internal Service Funds
<b>Operating revenues:</b>				
Fees and charges for services	\$ 5,229	\$ 2,472	\$ 7,701	\$ 67,254
Other	83	317	400	172
<b>Total operating revenues</b>	<b>5,312</b>	<b>2,789</b>	<b>8,101</b>	<b>67,426</b>
<b>Operating expenses:</b>				
Personal services	941	443	1,384	673
Cost of sales and services	3,661	1,169	4,830	67,149
Depreciation (note 9)	474	312	786	15
<b>Total operating expenses</b>	<b>5,076</b>	<b>1,924</b>	<b>7,000</b>	<b>67,837</b>
<b>Operating income (loss)</b>	<b>236</b>	<b>865</b>	<b>1,101</b>	<b>(411)</b>
<b>Nonoperating revenues (expenses):</b>				
Interest expense	(153)	(127)	(280)	-
Bond issuance costs	-	(11)	(11)	-
<b>Total nonoperating revenues (expenses)</b>	<b>(153)</b>	<b>(138)</b>	<b>(291)</b>	<b>-</b>
<b>Income (loss) before contributions</b>	<b>83</b>	<b>727</b>	<b>810</b>	<b>(411)</b>
Capital contributions	524	-	524	-
<b>Change in net assets</b>	<b>607</b>	<b>727</b>	<b>1,334</b>	<b>(411)</b>
Net assets - beginning	16,427	8,279	24,706	8,696
<b>Net assets - ending</b>	<b>\$ 17,034</b>	<b>\$ 9,006</b>	<b>\$ 26,040</b>	<b>\$ 8,285</b>

The notes to the basic financial statements are an integral part of this statement.

**FRANKLIN COUNTY, OHIO**

Statement of Cash Flows

Proprietary Funds

Year Ended December 31, 2008

(Amounts in 000's)

	Business-type Activities			Governmental
	Enterprise Funds			Activities
	Water and Sewer	Parking Facilities	Total	Internal Service Funds
<b>Cash flows from operating activities:</b>				
Cash collections from customers	\$ 5,261	\$ 2,736	\$ 7,997	\$ 67,394
Cash payments to suppliers	(3,835)	(331)	(4,166)	(65,653)
Cash payments for salaries	(919)	(1,344)	(2,263)	(681)
<b>Net cash provided by (used for) operating activities</b>	<b>507</b>	<b>1,061</b>	<b>1,568</b>	<b>1,060</b>
<b>Cash flows from capital and related financing activities:</b>				
Proceeds of capital grants	524	-	524	-
Construction and acquisition of capital assets	(227)	(104)	(331)	-
Proceeds of loans for capital purposes	182	-	182	-
Principal payments on bonds and notes	(410)	(1,110)	(1,520)	-
Interest payments on bonds and notes	(153)	(167)	(320)	-
<b>Net cash used in capital and related financing activities</b>	<b>(84)</b>	<b>(1,381)</b>	<b>(1,465)</b>	<b>-</b>
<b>Increase (decrease) in cash for the year</b>	<b>423</b>	<b>(320)</b>	<b>103</b>	<b>1,060</b>
Cash and cash equivalents - beginning	2,384	3,289	5,673	14,455
<b>Cash and cash equivalents - ending</b>	<b>\$ 2,807</b>	<b>\$ 2,969</b>	<b>\$ 5,776</b>	<b>\$ 15,515</b>
<b>Reconciliation of operating income (loss) to net cash provided by (used for) operating activities:</b>				
Operating income (loss)	\$ 236	\$ 865	\$ 1,101	\$ (411)
Adjustments to reconcile operating income to net cash provided by operating activities:				
Depreciation	474	312	786	15
Changes in operating assets and liabilities:				
(Increase) decrease in:				
Accounts receivable	(51)	9	(42)	175
Due from other funds	-	(62)	(62)	4
Inventories	(86)	(9)	(95)	-
Prepaid items	-	-	-	(445)
Increase (decrease) in:				
Accrued wages	11	4	15	5
Accounts payable	(88)	(59)	(147)	1,728
Due to other funds	-	(3)	(3)	2
Compensated absences	11	4	15	(13)
<b>Net cash provided by (used for) operating activities</b>	<b>\$ 507</b>	<b>\$ 1,061</b>	<b>\$ 1,568</b>	<b>\$ 1,060</b>

**NONCASH CAPITAL TRANSACTIONS**

Construction of capital assets in accounts payable	\$ 59	\$ -	\$ 59	\$ -
--	-------	------	-------	------

The notes to the basic financial statements are an integral part of this statement.

**FRANKLIN COUNTY, OHIO**  
Statement of Fiduciary Assets and Liabilities  
Fiduciary Funds  
December 31, 2008  
(Amounts in 000's)

---

	<u>Agency Funds</u>
<b>Assets:</b>	
Equity with County Treasurer (notes 1 & 4)	\$ 120,292
Cash and investments in segregated accounts (notes 1 & 4)	23,631
Property taxes receivable, net (note 6)	<u>1,596,212</u>
<b>Total assets</b>	<b><u>\$ 1,740,135</u></b>
<b>Liabilities:</b>	
Undistributed assets	\$ 1,680,559
Deposits held and due to others	<u>59,576</u>
<b>Total liabilities</b>	<b><u>\$ 1,740,135</u></b>

The notes to the basic financial statements are an integral part of this statement.

(THIS PAGE INTENTIONALLY LEFT BLANK)



**FRANKLIN COUNTY, OHIO**  
*Notes to the Basic Financial Statements*  
*For the Year Ended December 31, 2008*

**Note 1 – Summary of Significant Accounting Policies**

The accompanying financial statements have been prepared in conformity with generally accepted accounting principles (GAAP) as applied to governmental units. The Governmental Accounting Standards Board (GASB) is the standard-setting body for governmental accounting and financial reporting principles. Franklin County (the County and the primary government) follows GASB guidance as applicable to its governmental and business-type activities, and Financial Accounting Standards Board (FASB) statements and interpretations, Accounting Principles Board opinions, and Accounting Research Board bulletins issued on or before November 30, 1989, that do not conflict with or contradict GASB pronouncements or that have been made applicable by the GASB. The County has elected to follow GASB guidance for business-type activities and enterprise funds rather than FASB guidance issued after November 30, 1989. The most significant of the County's accounting policies are described below.

**A. Reporting Entity**

Franklin County was formed in 1803 and is a political subdivision of the State of Ohio. The three Commissioners serve as the County's budgeting, taxing and contracting authority. The Auditor serves as the chief fiscal officer. The Treasurer serves as the custodian of funds. All are elected positions.

The reporting entity is comprised of the primary government and other organizations (component units) that are included to ensure that the financial statements are not misleading. The primary government consists of all funds, departments, boards and agencies that are not legally separate from the County and for which the Commissioners are financially accountable.

Component units are legally separate organizations for which the County is financially accountable. Financial accountability exists in situations where the Commissioners appoint a voting majority of the organization's governing board and (1) the County is able to significantly influence the programs or services provided by the organization; or (2) the County is legally entitled to or can otherwise access the organization's resources; the County is legally obligated or has otherwise assumed the responsibility to finance the deficits of, or provide financial support to, the organization; or the County is obligated for the debt of the organization. Component units may also include organizations for which the County approves the budget, the issuance of debt or the levying of taxes.

The component units column on the government-wide financial statements includes the financial data of the County's discretely presented component units. They are reported in a separate column to emphasize their legal separation from the County. Condensed financial information for each component unit is provided in note 18.

***ARC Industries, Incorporated, of Franklin County, Ohio (ARC Industries)*** ARC Industries is a sheltered, not-for-profit workshop that enters into contracts with the business community to provide workers for various manufacturing and service industry jobs. ARC Industries employs clients of the Franklin County Board of Mental Retardation and Developmental Disabilities (the Board of MR&DD) to fill these positions. (The Board of MR&DD is part of the primary government and its operations are accounted for as a special revenue fund.) All supervisory personnel at ARC Industries are Board of MR&DD employees. The Board of MR&DD trains the client-employees and provides the training supplies as well as the production facilities. ARC Industries buys the supplies used in its manufacturing processes. The two entities cooperate under a joint agreement that is automatically renewed annually unless either party gives notice within 30 days of year-end of its intention to cancel the agreement.

**FRANKLIN COUNTY, OHIO**  
*Notes to the Basic Financial Statements*  
*For the Year Ended December 31, 2008*

Through ARC Industries' relationship and financial integration with the Board of MR&DD, the County can impose its will on ARC Industries, and ARC Industries imposes a financial burden on the County.

***Veterans Memorial Hall*** Veterans Memorial Hall was built to commemorate the services of all members and veterans of the United States armed forces and to provide a center for veterans' meetings and programs. The Commissioners appoint the board of trustees in a non-authoritative manner. The designation of Veterans Memorial Hall's management and control of its operations are under the direction and control of the trustees.

The County owns Veterans Memorial Hall and leases it to the trustees under an agreement that extends until 2013. Under the agreement, the County receives rent equal to Veterans Memorial Hall's annual net income from operations plus all reserves in excess of \$250,000. No rent has been paid the last four years (2005 – 2008), imposing a financial burden on the County. The County issued general obligation bonds to finance renovations and improvements to the facility. Debt service is the County's responsibility.

***Franklin County Stadium, Inc. and Columbus Baseball Team, Inc. (Stadium and Team)*** These two interrelated nonprofit corporations were organized under Ohio Revised Code (ORC) Chapter 1702 to provide entertainment and recreation in the stadium for the benefit and general welfare of the County. Upon dissolution of the corporations, their assets become the property of the Commissioners. The Franklin County Board of Parks and Recreation directs both the stadium and the team. While appointed by the Commissioners, the board operates autonomously and selects its own management.

The County owns the franchise for the team, entitling the County to field a team in the International League but without the authority to determine which team plays in the stadium. The Stadium and Team manages and operates Cooper Stadium, which is owned by the County, through a lease agreement. During 2007, the County issued special obligation bonds and notes for the construction of a new stadium (Huntington Park) and has covenants to pledge non-tax General Fund revenue for the related annual debt service. The County intends to sell Cooper Stadium, once it is vacated.

The County, upon one year's notice, can cancel the lease agreement. The lease has been re-drawn and will transfer to Huntington Park in 2009. The County receives rent equal to those revenues in excess of expenditures that are not required for future operation of the Stadium and Team, with minimum annual rent of \$1. The minimum annual rent was paid in 2008, imposing a financial burden on the County.

After moving to Huntington Park in 2009, the Stadium and Team will lease it from the County for a fee of \$1 per year. In addition to rent, the Stadium and Team will pay all expenses related to managing and operating Huntington Park. After payment of these expenses, the Stadium and Team shall pay the bond trustee or lender monthly, an amount equal to 1/12<sup>th</sup> of the annual debt service of any financing packages, including revenue bonds, issued in the County's name in 2009.

The term of the new lease shall commence on the date of completion of Huntington Park and shall end on December 31 of the year in which the Stadium and Team's 25<sup>th</sup> full season in Huntington Park is concluded. The lease may be renewed upon 30 days written notice prior to the end of the lease term, at the same rent, for two consecutive ten-year terms.

**FRANKLIN COUNTY, OHIO**  
*Notes to the Basic Financial Statements*  
*For the Year Ended December 31, 2008*

Complete financial statements for each of the individual component units may be obtained from the unit's administrative office.

ARC Industries  
2879 Johnstown Road  
Columbus, Ohio 43219-1719

Veterans Memorial Hall  
300 West Broad Street  
Columbus, Ohio 43215-2761

Franklin County Stadium  
330 Huntington Park Lane  
Columbus, Ohio 43215-9988

In the case of the entities listed below, the County serves as fiscal agent but is not financially accountable for their operations. Accordingly, the activities of these entities are presented as agency funds within the basic financial statements.

Franklin County Board of Health  
Franklin County Soil and Water Conservation District  
Franklin County Family and Children First Council  
Mid-Ohio Regional Planning Commission  
Franklin County Community Based Correctional Facility

The County's joint ventures and related organizations are listed below. A joint venture is a legal entity or other organization that results from a contractual arrangement, and that is owned, operated or governed by two or more participants as a separate and specific activity subject to joint control, in which the participants retain an ongoing financial interest or responsibility. For the related organizations, the County either appoints or acts as a member on the board, but the County's accountability for the organizations does not extend beyond the board membership, or the County receives financial benefit from the organization. See notes 19 and 20, respectively, for more detail.

***Joint Ventures***

Columbus Regional Airport Authority  
Columbus/Franklin County Affordable Housing Trust Corporation  
Franklin Park Conservatory Joint Recreation District  
Columbus-Franklin County Finance Port Authority

***Related Organizations and Other Agreements***

Housing of City Prisoners  
Central Ohio Workforce Investment Corporation  
Columbus Metropolitan Library  
Columbus Metropolitan Housing Authority  
Columbus and Franklin County Metropolitan Park District  
Franklin County Family and Children First Council  
Franklin County Convention Facilities Authority  
New Albany Community Authority District  
Pinnacle Community Infrastructure Financing Authority  
Central Ohio Community Improvement Corporation  
Friends of the Shelter

***B. Measurement Focus, Basis of Accounting and Financial Statement Presentation***

***Measurement Focus*** Measurement focus refers to *what* is expressed in reporting an entity's financial performance and position. A particular measurement focus is accomplished by considering *which* resources are measured. Changes in the economic resources are reflected as changes in net assets (total assets less total liabilities). This focus is used in the government-wide, the proprietary fund and the fiduciary fund financial statements. Changes in the current financial resources focuses on the transactions or events that

**FRANKLIN COUNTY, OHIO**  
*Notes to the Basic Financial Statements*  
*For the Year Ended December 31, 2008*

have increased or decreased the resources available for spending in the near future. This focus is used in the governmental fund financial statements.

***Basis of Accounting*** Basis of accounting determines *when* transactions are reported on the financial statements. Differences in the accrual and the modified accrual basis of accounting arise in the timing of recognition of revenue and the recording of deferred revenue, and in the presentation of expenses versus expenditures. The government-wide, the proprietary fund and the fiduciary fund financial statements report transactions on the accrual basis. The governmental fund financial statements utilize the modified accrual method. On the modified accrual basis, revenue is recorded in the fiscal year in which the resources are measurable and become available. "Available" means that the resources will be collected soon enough to be used to pay liabilities of the current fiscal year. The County considers revenues to be available if collected within sixty days of year-end. Under the non-GAAP budgetary basis, transactions are recorded when cash is received or disbursed.

***Revenues: Exchange and Non-exchange Transactions*** Revenue resulting from exchange transactions, in which each party gives and receives essentially equal value, is recorded on the accrual basis when the exchange takes place. Non-exchange transactions, in which the County receives value without directly giving equal value in return, include sales taxes, property taxes, grants, entitlements and donations. On the accrual basis, revenue from sales taxes is recognized in the period in which the taxable sale takes place.

On the modified accrual basis, revenue from transactions must also be available before it can be recognized. Under this basis, the following revenue sources are considered to be both measurable and available at year-end: sales taxes, interest, federal and state grants and subsidies, state-levied locally shared taxes (including motor vehicle license fees and gasoline taxes), fees and rentals.

***Unearned Revenue*** Unearned revenue arises when assets are recognized before revenue recognition criteria have been satisfied. Property taxes for which there is an enforceable legal claim as of December 31, 2008, but which were levied to finance year 2009 operations, have been recorded as unearned revenue. Grants and entitlements received before the eligibility requirements are met are also recorded as unearned revenue.

***Deferred Revenue*** On the governmental fund financial statements, receivables that will not be collected within the available period have been reported as deferred revenue.

***Expenses/Expenditures*** On the accrual basis of accounting, expenses are recognized at the time they are incurred. The measurement focus of governmental fund accounting is decreases in net financial resources (expenditures) rather than expenses. On the modified accrual basis, expenditures are generally recognized in the accounting period in which the related fund liability is incurred, if measurable, provided current financial resources are to be used. As a result, compensated absences and most claims and judgments are not recorded as expenditures or liabilities until current financial resources are required. Allocations of cost, such as depreciation and amortization, are not recognized in governmental funds.

***Financial Statement Presentation*** The County's basic financial statements consist of government-wide statements displaying information about the County as a whole, and fund financial statements that provide a more detailed level of financial information.

**FRANKLIN COUNTY, OHIO**  
*Notes to the Basic Financial Statements*  
*For the Year Ended December 31, 2008*

**Government-wide Financial Statements** The government-wide financial statements are prepared using the economic resources measurement focus and the accrual basis of accounting. The statement of net assets and the statement of activities include the non-fiduciary financial activities of the primary government and its component units. The statements distinguish between those primary government activities that are governmental (financed primarily by taxes and grants) and those that are business-type (relying significantly on user fees and charges). Component units are aggregated and shown in a single column, regardless of the type of underlying activity.

The statement of net assets presents the financial condition of the governmental and business-type activities of the County and its component units at year-end. All assets and liabilities associated with the operation of the County are included. Interfund receivables and payables within governmental activities and within business-type activities have been eliminated to minimize the duplicating effect on assets and liabilities within the governmental and business-type activities total columns. The balances of the internal service funds have been eliminated against the expenses and program revenues shown in governmental activities on the statement of activities.

The statement of activities demonstrates the degree to which the direct expenses are offset by program revenues for each function of the County's governmental activities, for each segment of the business-type activities of the County and for activities of the County's component units. This comparison of direct expenses with program revenues identifies the extent to which each segment or function is self-financing or draws from the County's general revenues. Direct expenses are those that are specifically associated with a service, program or department and therefore clearly identifiable to a particular function or segment. Program revenues include (1) charges paid by the recipient of the goods or services and (2) grants and contributions that are restricted to meeting the operational or capital requirements of a particular function or segment. Revenues that are not classified as program revenues are presented as general revenues of the County. The activities of the internal service funds and interfund activity within the same function have been eliminated to avoid duplicating revenues and expenses. However, interfund services provided and used between functions are not eliminated in the process of consolidation. The County does not allocate indirect expenses to functions or segments in the statement of activities.

Revenue from property taxes is recognized in the fiscal year for which the taxes are levied (see Note 6). Revenues from grants, entitlements and donations are recognized in the fiscal year in which all eligibility requirements have been satisfied. Eligibility requirements include *timing* requirements that specify the year when the resources are required to be used or the year when use is first permitted; *matching* requirements in which the County must provide local resources to be used for a specified purpose; and *expenditure* requirements in which the resources are provided to the County on a reimbursement basis.

**Fund Financial Statements** The County uses funds to segregate transactions related to certain functions or activities in order to aid financial management and demonstrate legal compliance. Separate financial statements present financial information at a more detailed level for governmental funds, proprietary funds and fiduciary funds, even though the latter are excluded from the government-wide financial statements. The governmental and enterprise fund financial statements focus on major funds, with each major fund presented in a separate column. Nonmajor funds are aggregated and presented in a single column. The County also maintains two internal service funds. Agency funds, a type of fiduciary fund, are used to account for assets held by the government as agent for individuals, private organizations and other governments.

**Governmental Funds** Governmental funds are those through which most governmental functions are financed. All governmental funds are reported using the flow of current financial resources measurement focus and the modified accrual basis of accounting. With this measurement focus, only current assets and current liabilities generally are included on

**FRANKLIN COUNTY, OHIO**  
*Notes to the Basic Financial Statements*  
*For the Year Ended December 31, 2008*

the balance sheet. Expendable assets are assigned to the various governmental funds according to the purposes for use. Current liabilities are assigned to the fund from which they will be paid. The difference between governmental fund assets and liabilities is reported as fund balance. The statement of revenues, expenditures and changes in fund balances reports on the sources (i.e., revenues and other financing sources) and uses (i.e., expenditures and other financing uses) of current financial resources. This approach differs from the manner in which the governmental activities of the government-wide financial statements are prepared. Reconciliation with brief explanations is included so as to better identify the relationship between the government-wide statements and the statements for governmental funds.

The following are the County's major governmental funds:

*General Fund* The General Fund is the primary operating fund and is available for any purpose, provided it is expended or transferred in accordance with state law. It accounts for all financial resources of the primary government not recorded elsewhere.

*Board of Mental Retardation and Developmental Disabilities (Board of MR&DD) Fund* The Board of MR&DD fund accounts for property taxes and federal and state grants restricted to expenditures for those services that benefit its clients. Expenditures include those for social service contracts, medical providers and the maintenance and operation of buildings and buses.

*Public Assistance Fund* The Public Assistance fund accounts for funding from various federal and state grants used to provide job training and public assistance to qualified clients, to pay their medical providers and for certain social services.

*Children Services Board Fund* The Children Services Board fund accounts for property taxes and federal and state funds restricted for programs designed to help abused, neglected, dependent and troubled children and their families.

*Alcohol, Drug and Mental Health Board (ADAMH Board) Fund* The ADAMH Board fund accounts for the provision of alcohol, drug addiction and mental health services to the public, generally through contracts with local mental health agencies. The largest revenue sources are property taxes, and federal and state funding.

The County's nonmajor governmental funds account for (1) grants and other resources where use is restricted to a particular purpose; (2) the accumulation of resources for, and payment of, the principal, interest and related costs for the County's long-term debt; and (3) financial resources used for the acquisition, construction or renovation of facilities (other than those financed by proprietary funds).

***Proprietary Funds*** Proprietary fund reporting focuses on the determination of operating income, changes in net assets, financial position and cash flows. Proprietary funds are classified as either enterprise or internal service. Like the government-wide statements, all proprietary funds are reported using the economic resources measurement focus and the accrual basis of accounting. All assets and liabilities associated with the operation of these funds are included on the statement of net assets. The statement of revenues, expenses and changes in fund net assets presents increases (i.e., revenues) and decreases (i.e., expenses) in net total assets. The statement of cash flows provides information about how the County finances and meets the cash flow needs of its proprietary activities.

**FRANKLIN COUNTY, OHIO**  
*Notes to the Basic Financial Statements*  
*For the Year Ended December 31, 2008*

Enterprise funds are used to account for operations that are financed and operated in a manner similar to private business enterprises. The County intends that the cost of providing services to the general public on a continuing basis be financed or recovered primarily through user charges. The County's enterprise funds are listed below:

*Water and Sewer Fund* The Water and Sewer fund accounts for the provision of water and sewer services to some parts of the County not serviced by other local water and sewer operations.

*Parking Facilities Fund* The Parking Facilities fund accounts for the fees and operations of parking facilities near County offices that serve County employees and the general public.

Internal service funds account for the financing of services provided by one agency to other agencies of the government on a cost-reimbursement basis. The County has an internal service fund to account for employee benefits and one for telecommunication charges to other funds.

***Fiduciary Funds*** Fiduciary fund reporting uses the accrual basis of accounting. Because of their custodial nature, fiduciary funds do not measure results of operations and do not have a measurement focus. The County uses agency funds to account for assets held in a purely custodial capacity as fiscal agent for other entities and for various taxes, state-shared revenues, and fines and forfeitures collected on behalf of and distributed to other local governments. Agency fund transactions typically involve only the receipt, temporary investment and distribution of these resources.

***C. Cash, Cash Equivalents and Investments***

Cash resources of the majority of individual funds are combined to form a pool of cash and investments managed by the County Treasurer. Interest earned on investments is accrued as earned. Under existing Ohio law, all investment earnings are assigned to the General Fund unless contractually required to be credited to a specific fund. Distribution is made utilizing a formula based on the average monthly balance of cash and cash equivalents of all funds.

For reporting purposes, "Equity with County Treasurer" is defined as cash on hand, demand deposits and investments held in the County treasury. "Cash and investments in segregated accounts" is defined as cash, deposits and investments not held in the treasury. "Restricted cash" is defined as cash, deposits and investments held either in the treasury or in an outside account, and which is separate from the County's assets (e.g., customer deposits or unclaimed moneys).

For cash flow reporting purposes, the County's proprietary funds consider cash and cash equivalents to be cash on hand, demand deposits and short-term investments with original maturities of three months or less from the date of acquisition. "Equity with County Treasurer" is considered to be cash and cash equivalents since these assets are available on demand.

Investments held by the Treasurer are stated at fair value using quoted market prices, except for repurchase agreements that are reported at cost. Net unrealized gains and losses calculated through the aggregate method are recorded as investment income. By statute, the Treasurer invests any short-term cash surplus. The residual investments are included in "Equity with County Treasurer." STAR Ohio is an investment pool that allows governments within the state to pool their funds for investment purposes. STAR Ohio is managed by the State Treasurer's Office and is not registered with the SEC as an investment company, but does

**FRANKLIN COUNTY, OHIO**  
*Notes to the Basic Financial Statements*  
*For the Year Ended December 31, 2008*

operate in a manner consistent with Rule 2a7 of the Investment Company Act of 1940. Investments in STAR Ohio are valued at STAR Ohio's share price, which is the price the investment could be sold for on December 31, 2008. Note 4 provides detailed disclosure regarding cash, cash equivalents and investments held by the County.

Investments held by the component units are considered available for sale and are stated at fair value. The component units use the specific identification cost method when calculating realized gains and losses on sales of investments.

***D. Loans Receivable***

"Loans receivable" consists of long-term revolving loans for housing and community development projects. The programs are primarily funded by a federal block grant, with a local match from the County. "Loans receivable" is offset by a credit to "Unearned revenue." The expenditure is recorded when the loan is made. The loans for which there is some doubt of collection are not included in the receivable.

***E. Inventory***

Inventory consists of expendable supplies held for consumption. Inventories are valued at cost using the first in/first out (FIFO) method and recorded as expenditures/expenses when used rather than when purchased.

***F. Prepaid Items***

Payments made to vendors for services that will benefit periods beyond December 31, 2008, are recorded as prepaid items in both the government-wide and fund financial statements. The consumption method is used, recording a current asset for the prepaid amount and reflecting the expenditure/expense in the year in which services are consumed.

***G. Capital Assets***

Capital assets are those assets not specifically related to activities reported in the proprietary funds and generally result from expenditures in the governmental funds. These assets are reported in the governmental activities column of the government-wide statement of net assets but are not reported in the fund financial statements. Capital assets utilized by the proprietary funds are reported both in the business-type activities column of the government-wide statement of net assets and in the respective fund financial statements.

Capital assets are capitalized at cost (or estimated historical cost) and updated for additions and retirements during the year. Donated capital assets are recorded at their fair market value as of the date received. The County maintains a capitalization threshold of \$5,000 (amount not rounded), an estimated life of five or more years and a salvage value equal to 10 percent of the original cost for certain assets. The County's infrastructure consists of roads, bridges, water lines and sewer lines. The costs of improvements and major renovations that extend the asset's useful life are capitalized. Interest incurred during the construction of assets utilized by the enterprise funds is also capitalized. Normal maintenance and repair costs that do not add to the value of the asset nor materially extend an asset's life are not capitalized.

Capital assets are depreciated except for land and construction in progress. Improvements are depreciated over the remaining useful lives of the related capital assets. Useful lives for infrastructure have been estimated based on the County's historical records of necessary improvements and replacement. Capital



**FRANKLIN COUNTY, OHIO**  
*Notes to the Basic Financial Statements*  
*For the Year Ended December 31, 2008*

assets are shown net of accumulated depreciation. Depreciation and amortization of capitalized interest are computed using the straight-line method over the following estimated useful lives:

Buildings	30-50 years
Building improvements	10-25 years
Roads and bridges	37-50 years
Sewer and water lines	20-70 years
Machinery and equipment	5-20 years

***H. Interfund Balances***

Activity between funds that represents lending/borrowing arrangements outstanding, and unpaid interfund services at the end of the fiscal year are referred to as "Due to/from other funds" or "Advances to/from other funds." Interfund receivables and payables within governmental activities and within business-type activities have been eliminated in the government-wide statement of net assets; any residual balances outstanding between the governmental activities and business-type activities are reported as "Internal balances."

***I. Accrued Liabilities and Long-term Obligations***

All payables, accrued liabilities and long-term obligations are reported on the government-wide statement of net assets, and all payables, accrued liabilities and long-term obligations payable from proprietary funds are reported on the proprietary fund financial statements. Bond premiums and discounts, as well as issuance costs, are deferred and amortized over the life of the bonds using the effective interest method.

Bonds payable are reported net of the applicable bond premium or discount. Bond issuance costs are reported as deferred charges and amortized over the term of the related debt.

In general, governmental fund payables and accrued liabilities that, once incurred, are paid in full from current financial resources are reported as obligations of the funds. Bonds, loans and capital leases are recognized as liabilities on the fund financial statements when due.

***J. Self-insurance***

The Commissioners have formed the Franklin County Cooperative Health Benefits Program (the Program) to provide multiple employee health care benefit plans. Approximately 4,800 County employees and 1,500 employees of other political subdivisions are covered by the Program. Premiums are established based on an independent actuarial evaluation, and are designed to be sufficient to cover all incurred claims and build a reserve for this joint self-insurance arrangement. If the reserve is insufficient at any point in time to cover catastrophic losses, the losses will be covered by the County's General Fund with adjustments made to future premium rates. The County is the predominant participant, and activities related to the Program are reported in the Employee Benefits internal service fund. The County has recorded a liability at year-end for pending claims and incurred but unreported claims in the Employee Benefits fund.

***K. Compensated Absences***

The County permits employees to accumulate earned but unused vacation and sick leave benefits. Vacation benefits are accrued as a liability in the government-wide and proprietary fund financial statements when the benefits are earned if (1) the vacation leave is related to services already rendered and (2) it is probable that the employee will be compensated through time off or some other means in a future period. Sick leave benefits are accrued in the government-wide and proprietary fund financial statements using the

**FRANKLIN COUNTY, OHIO**  
*Notes to the Basic Financial Statements*  
*For the Year Ended December 31, 2008*

vesting method. The sick leave liability is based on accumulated sick leave and employee wage rates at December 31 for those employees who are currently eligible to receive termination benefits and those the County has identified as probable of receiving payment in the future. A liability for compensated absences is recorded in governmental funds only if they have matured, for example as a result of employee resignation or retirement.

The criteria for determining vacation and sick leave liabilities are based on Commissioners' policies for compensated absences. The policies set by negotiated agreements and by other appointing authorities may vary slightly. Vacation and sick leave are accumulated based on hours worked. Vacation pay is fully vested after one year of full-time service. By Ohio law, accumulated vacation cannot exceed three times the annual accumulation rate for an employee. There is no limit for the accumulation of sick leave. Employees with eight to eighteen years of service at time of separation or retirement receive payment for one-fourth of their accumulated sick leave. Employees with eighteen or more years of service receive payment for one-half of their accumulated sick leave. All payments are made at the employee's current wage rate.

***L. Fund Balance Reserves and Designations***

In the fund financial statements, governmental funds report reservations of fund balance for amounts that are not available for appropriation or are legally restricted by outside parties for use for a specific purpose. Designations of fund balance represent tentative management plans that are subject to change. Unreserved fund balance indicates that portion of fund equity that is available for appropriation in future periods.

***M. Net Assets***

Net assets represent the difference between assets and liabilities. Net assets invested in capital assets, net of related debt, consist of capital assets, net of accumulated depreciation, reduced by the outstanding balances of any borrowing used for the acquisition, construction or improvement of those assets. Net assets are reported as restricted when there are limitations imposed on their use through Commissioners' resolution, or external restrictions imposed by creditors or grantors, or laws or regulations of other governments. Restricted resources are applied when an expense is incurred for purposes for which both restricted and unrestricted net assets are available.

***N. Operating Revenues and Expenses***

Operating revenues are those revenues that are generated directly from the primary activity of the proprietary funds. For the County, these revenues are charges for water and sewer services and for use of the parking facilities. Operating expenses are necessary costs incurred to provide the services that are the primary activities of the fund. Revenues and expenses not meeting this definition are reported as non-operating revenues and expenses.

***O. Capital Contributions***

Capital contributions are made from the State of Ohio and other participating local governments to the governmental funds for construction projects. The Stadium and Team component unit made contributions toward the stadium construction project.

For business-type activities, capital contributions arise from contributions of capital assets, tap-in fees to the extent they exceed the cost of the connection to the system, or from grants or outside contributions of resources restricted to capital acquisition and construction. The Water and Sewer Fund received capital contributions in 2008.

**FRANKLIN COUNTY, OHIO**  
*Notes to the Basic Financial Statements*  
*For the Year Ended December 31, 2008*

**P. Interfund Activity**

Transfers between governmental and business-type activities on the government-wide statements are reported in the same manner as general revenues. Exchange transactions between funds are reported as revenues in the seller funds and as expenditures/expenses in the purchaser funds. Flows of cash or goods from one fund to another without a requirement for repayment are reported as interfund transfers. Interfund transfers are reported as other financing sources/uses in governmental funds and after non-operating revenues/expenses in proprietary funds.

**Q. Estimates**

The preparation of the financial statements in conformity with generally accepted accounting principles requires management to make estimates and assumptions that affect the amounts reported in the financial statements and accompanying notes. Actual results may differ from those estimates.

**Note 2 – Changes in Accounting Principles**

In November 2006, the GASB issued Statement No. 49, *Accounting and Financial Reporting for Pollution Remediation Obligations*. The County has determined that the adoption of this statement has no impact on the County's financial statements.

In May 2007, the GASB issued Statement No. 50, *Pension Disclosures – an amendment of GASB Statements No. 25 and No. 27*. The County has incorporated the required disclosures in the notes to the financial statements.

In June 2008, the GASB issued Statement No. 53, *Accounting and Financial Reporting for Derivative Instruments*. Investment in derivative securities is prohibited by state statute and by the County's investment policy.

Other pronouncements (listed below) have been issued by the GASB. The County intends to adopt these pronouncements at the required time. The County has not determined the effect, if any, that adoption of these statements will have on its financial statements.

- GASB Statement No. 51, *Accounting and Reporting for Intangible Assets* – effective for financial statements for periods beginning after June 15, 2009.
- GASB Statement No. 54, *Fund Balance Reporting and Governmental Fund Type Definitions* – effective for financial statements for periods beginning after June 15, 2010.

**Note 3 – Budgetary Information and Compliance**

In accordance with Ohio law, annual budgets are adopted for the General Fund, special revenue funds, the Debt Service fund, capital projects funds, and proprietary funds.

The Franklin County Budget Commission, composed of the Auditor, Treasurer and Prosecutor, approves tax budgets and certificates of estimated resources for the County itself and for schools, municipalities, townships and other agencies that are funded by tax dollars. The certificate of estimated resources issued by the Budget Commission states the projected revenue of each fund and establishes a limit on the amount the County may appropriate. The County's total contemplated expenditures from any fund during the fiscal year cannot exceed the amount available as stated in the certificate of estimated resources. On or about

**FRANKLIN COUNTY, OHIO**  
*Notes to the Basic Financial Statements*  
*For the Year Ended December 31, 2008*

January 1, the certificate of estimated resources is amended to include any unencumbered fund balances from the preceding year. During the year, as actual revenues vary from the estimates, the certificate may be amended further if an estimate needs either to be increased or decreased. Such amendments were made during 2008. The amounts reported as the original budget reflect the amounts in the amended certificate of estimated resources in place on the date the operating budget is adopted. The amounts reported as the final budgeted amounts in the budgetary statements reflect the amounts in the final amended certificate issued during 2008.

The appropriations resolution is the Commissioners' authorization to spend resources. The resolution sets annual limits on expenditures plus encumbrances at the major object level within a fund, thereby establishing the legal level of control. The Commissioners passed the 2008 appropriation resolution on December 18, 2007. Revisions to the original budget require a resolution signed by at least two Commissioners. Supplemental appropriations were made during 2008. At the end of the year, all encumbrances are canceled and all appropriations lapse, reverting to the respective funds from which they were appropriated.

There were certain items of noncompliance with the ORC. Under Ohio law, budgetary appropriations may not exceed estimated resources, with a balanced budget maintained in each fund. Ohio law also mandates that appropriations may not exceed actual resources. At year-end, the County had appropriations in excess of actual resources in four nonmajor governmental funds.

The Public Assistance Fund and two nonmajor governmental funds had negative fund balances on the GAAP basis. The deficits were due to the timing of intergovernmental revenue and temporary financing through loans from the General Fund. The Veterans Memorial Hall, a discretely presented component unit, also carried a deficit balance.

The County reports financial position, results of operations and changes in fund balance based on GAAP. State law also requires the County to account for transactions on a non-GAAP budgetary basis of cash receipts, cash disbursements and encumbrances. The major differences between the non-GAAP budgetary basis and the GAAP basis are that:

1. Revenues are recorded when received in cash (budget) as opposed to when susceptible to accrual (GAAP).
2. Expenditures/expenses are recorded when paid in cash (budget) as opposed to when the liability is incurred (GAAP).
3. Borrowing arrangements between funds are treated as revenues and expenditures (budget) as opposed to increases and decreases in assets and liabilities (GAAP).

The statement of revenues, expenditures and changes in fund balances – budget and actual (non-GAAP budgetary basis) is presented in the basic financial statements for the General Fund and major special revenue funds. Adjustments necessary to reconcile the results of operations at the end of the year between the GAAP basis and the non-GAAP budgetary basis are as follows:

**FRANKLIN COUNTY, OHIO**  
*Notes to the Basic Financial Statements*  
For the Year Ended December 31, 2008

<b>Net Change in Fund Balance (Deficit)</b>					
<b>General and Major Special Revenue Funds</b>					
<b>(Amounts in 000's)</b>					
	<b>General</b>	<b>Board of MR&amp;DD</b>	<b>Public Assistance</b>	<b>Children Services Board</b>	<b>ADAMH Board</b>
GAAP basis	\$ 11,301	\$ 1,312	\$ (5,023)	\$ 6,597	\$ 1,907
Net adjustment for revenue accruals	53	6,184	4,779	(1,807)	1,050
Net adjustment for expenditure accruals	1,795	(925)	320	1,367	3,129
Differences in reporting for interfund balances	(10,395)	-	-	-	-
Non-GAAP budgetary basis	<u>\$ 2,754</u>	<u>\$ 6,571</u>	<u>\$ 76</u>	<u>\$ 6,157</u>	<u>\$ 6,086</u>

**Note 4 – Cash, Deposits and Investments**

Moneys held by the County are classified by state statute into two categories. Active moneys are public moneys determined to be necessary to meet current demand upon the County treasury. Active moneys must be maintained either as cash in the County treasury, in commercial accounts payable or able to be withdrawn on demand, or in money market deposit accounts. Moneys held by the County that are not considered active are classified as inactive. Inactive moneys are invested in authorized securities in accordance with the Franklin County Treasurer Investment and Depository Policy, as adopted by majority vote of the Investment Advisory Committee.

**A. Primary Government**

*Deposits:* Deposits include amounts held in demand accounts and savings accounts. At year-end, the carrying amount of the County's deposits was \$141,804,000. The bank balances totaled \$138,896,000. Both the book and bank balances include \$84,500,000 in certificates of deposit.

Custodial credit risk is the risk that, in the event of a bank failure, the government's deposits may not be returned. Protection of the County's deposits is provided by the Federal Deposit Insurance Corporation (FDIC), by eligible securities pledged by the financial institution as security for repayment, by letter of credit deposited with the County Treasurer by the financial institution or by a single collateral pool established by the financial institution to secure the repayment of all public moneys deposited with the institution. Of the bank balances totaling \$138,896,000, \$5,083,000 was insured by FDIC. The remaining balance of \$133,813,000 was collateralized with securities held in single financial institution collateral pools in the name of the respective depository bank, and pledged as a pool of collateral against all the public moneys it holds. All County demand deposits were either insured or collateralized, in accordance with state law and the County's investment policy. The County has no deposit policy for custodial credit risk beyond the requirements of state statute.

*Investments:* The following securities are authorized investments under both the County's policy and the ORC:

1. United States Treasury notes, bills, bonds, or other obligation or security issued by the Treasury, any other obligation guaranteed as to principal and interest by the U. S., or any book entry, zero-coupon security that is a direct obligation of the United States.

**FRANKLIN COUNTY, OHIO**  
*Notes to the Basic Financial Statements*  
*For the Year Ended December 31, 2008*

2. Bonds, notes, debentures, or any other obligations or securities issued directly by any federal government agency or instrumentality.
3. Bonds and other obligations of the State of Ohio or its political subdivisions, provided that such political subdivisions are located wholly or partly within the County and the investments shall not exceed five percent of the County's total average portfolio.
4. The State Treasurer's investment pool (STAR Ohio).
5. No-load money market mutual funds consisting exclusively of obligations described in (1) or (2) and repurchase agreements secured by such obligations, provided that the investments are made only through eligible institutions and the investments shall not exceed 50 percent of the County's total average portfolio.
6. Up to 15 percent of the County's total average portfolio in high-grade notes issued by U. S. corporations, and the notes mature no later than two years after purchase.
7. Up to 25 percent of the County's total average portfolio in either of the following:
  - a. High grade commercial paper when the aggregate value of the notes does not exceed ten percent of the aggregate value of the outstanding commercial paper of the issuing corporation, and the notes mature no later than 270 days after purchase.
  - b. Bankers acceptances of banks insured by the FDIC when the obligations are eligible for purchase by the Federal Reserve System and mature no later than 180 days after purchase.
8. High-grade debt interests issued by foreign nations diplomatically recognized by the U.S. government. All interest and principal shall be denominated and payable in U.S. funds. In the aggregate, this investment shall not exceed one percent of a two-year rolling average of the County's portfolio, and shall mature no later than five years after purchase.
9. Written repurchase agreements in the securities described in (1) or (2) provided that the market value of the agreement be at least two percent and be marked to market daily, and that the term of the agreement must not exceed thirty days.

Investments in derivative securities, reverse repurchase agreements and collateralized mortgage obligations are prohibited. The issuance of taxable notes for the purpose of arbitrage, the use of leverage and purchases on margin or short sale are also prohibited. An investment must mature within five years from the date of purchase unless matched to a specific County obligation or debt.

As of December 31, 2008, the primary government had the following investments (based on quoted market prices) and maturities:

**FRANKLIN COUNTY, OHIO**  
*Notes to the Basic Financial Statements*  
For the Year Ended December 31, 2008

(Amounts in 000's, Time in Years)					
Investment Type	Fair Value	Less			% of Portfolio
		than 1	1 – 2	2 – 5	
U.S. treasuries	\$ 347	\$ 347	\$ -	\$ -	0.04%
FHLB notes	231,169	110,004	61,401	59,764	29.74%
FHLMC notes	182,598	60,592	40,952	81,054	23.49%
FNMA notes	167,950	30,400	91,430	46,120	21.61%
FFCB notes	139,439	12,159	76,036	51,244	17.94%
Foreign bonds	5,961	-	5,961	-	0.77%
STAR Ohio	28,851	28,851	-	-	3.71%
Money markets	21,021	21,021	-	-	2.70%
Total investments	<u>\$ 777,336</u>	<u>\$ 263,374</u>	<u>\$ 275,780</u>	<u>\$ 238,182</u>	<u>100.00%</u>

*Interest rate risk:* The ORC and the Investment and Depository Policy of the County limit the purchase of securities to those with a maturity of no more than five years from the date of purchase unless matched to a specific obligation or debt of the County.

*Credit risk:* The ORC limits investments in commercial paper, corporate bonds and mutual bond funds to the top two ratings issued by nationally recognized statistical rating organizations at the time of purchase. All federal agency notes had a rating of AAA from Standard & Poor's, and Aaa from Moody's. The State of Israel Bonds were rated A by Standard & Poor's, and Aa by Moody's. Standard & Poor's has assigned STAR Ohio an AAAm money market rating. The County had investments in three other money market accounts at year-end, each rated AAAm by Standard & Poor's and Aaa by Moody's.

*Concentration of credit risk:* The County's investment policy provides for diversification to avoid undue concentration in securities of one type or securities of one financial institution. This restriction does not apply to obligations guaranteed by the U.S. government. Of the County's total investments, 29.7 percent are FHLB notes, 23.5 percent are FHLMC notes, 21.6 percent are FNMA notes and 17.9 percent are FFCB notes. All other investment types are less than ten percent of the County's total investments.

*Custodial credit risk:* For an investment, the custodial credit risk is the risk that, in the event of the failure of the counterparty to a transaction, the County will not be able to recover the value of the investments or collateral securities that are in the possession of an outside party. In order to mitigate custodial risk, the County purchases its investments only through an approved broker/dealer or institution. Further, payment for investments is made only upon delivery of the securities representing the investments to the Treasurer or qualified trustee or, if the securities are not represented by a certificate, upon receipt of confirmation of transfer from the custodian.

**B. Component Units**

*Deposits:* All monies are deposited into banks or investment companies designated by each component unit's governing board. Funds not needed for immediate expenditure may be deposited in interest bearing or non-interest bearing accounts, or U.S. government obligations. Security shall be furnished for all deposits, whether interest bearing or non-interest bearing, except that no such security is required for U.S. government obligations.

Custodial risk is the risk that, in the event of bank failure, the deposits of the component unit might not be recovered. At December 31, 2008, discretely presented component units held demand deposits with a carrying value of \$3,314,000. The bank balances totaled \$3,605,000. Both the book and bank balances

**FRANKLIN COUNTY, OHIO**  
*Notes to the Basic Financial Statements*  
For the Year Ended December 31, 2008

include \$457,000 in certificates of deposit. Of the bank balances totaling \$3,605,000, \$1,159,000 was insured by FDIC. The remaining balance of \$2,446,000 was uncollateralized.

*Investments:* As of December 31, 2008, the component units had the following investments (based on quoted market prices) and maturities (where applicable):

(Amounts in 000's, Time in Years)				
Investment Type	Fair Value	Less		% of Portfolio
		than 1	1 - 2	
Corporate bonds	\$ 98	\$ 51	\$ 47	1.93%
Managed equity account	923	923	-	18.19%
Mutual funds	1,779	1,779	-	35.05%
Money markets	1,838	1,838	-	36.22%
Cash surrender value of life insurance	437	437	-	8.61%
<b>Total investments</b>	<b>\$ 5,075</b>	<b>\$ 5,028</b>	<b>\$ 47</b>	<b>100.00%</b>

*Interest rate risk:* The component units do not have policies limiting investment maturities as a means of managing exposure to fair value losses arising from increasing interest rates, except for ARC Industries, which limits fixed income securities to maturity of 15 years.

*Credit risk:* ARC Industries limits investments so that average rating is between BBB and AAA based on the type of investment. No other component units place a limit on the ratings of their securities other than the ORC requirements. ARC Industries corporate bonds have AA- ratings, bond mutual funds have implied AAA ratings, and money markets have an A+ rating.

*Concentration of credit risk:* The component units do not place a limit on the amount that may be invested in any one issuer.

*Custodial credit risk:* For an investment, the custodial credit risk is the risk that, in the event of the failure of the counterparty to a transaction, the component unit will not be able to recover the value of the investments or collateral securities that are in the possession of an outside party. In order to mitigate custodial risk, the component units purchase their investments only through an approved broker/dealer or institution.

**C. Reconciliation to Statement of Net Assets**

The deposits and investments reconcile to the statements of net assets as follows:

(Amounts in 000's)			
	Primary Government	Component Units	Total
Deposits and investments:			
Carrying amount of deposits	\$ 141,804	\$ 3,314	\$ 145,118
Fair value of investments	777,336	5,075	782,411
Outstanding warrants	(13,892)	-	(13,892)
<b>Total deposits and investments</b>	<b>\$ 905,248</b>	<b>\$ 8,389</b>	<b>\$ 913,637</b>



**FRANKLIN COUNTY, OHIO**  
*Notes to the Basic Financial Statements*  
*For the Year Ended December 31, 2008*

(Amounts in 000's)			
	Primary Government	Component Units	Total
Per statement of net assets:			
Equity with County Treasurer	\$ 757,392	\$ -	\$ 757,392
Cash and investments in segregated accounts	2,345	8,372	10,717
Restricted cash	1,588	17	1,605
	761,325	8,389	769,714
Per statement of fiduciary net assets:			
Equity with County Treasurer	120,292	-	120,292
Cash and investments in segregated accounts	23,631	-	23,631
	143,923	-	143,923
Total per statements of net assets	\$ 905,248	\$ 8,389	\$ 913,637

**Note 5 – Interfund Balances and Transfers**

Interfund balances consisted of the following:

**A. Due to/from Other Funds**

These balances resulted primarily from the time lag between the dates that interfund goods and services are provided or reimbursable expenditures occur and payment is made. Some balances are a result of short term loans.

(Amounts in 000's)		
Receivable Fund	Payable Fund	Amount
General	Board of MR&DD	\$ 3
	Childrens Services Board	78
	Public Assistance	583
	Nonmajor governmental funds	297
	Enterprise funds	10
	Internal service fund	2
		973
Children Services Board	Public Assistance	216
		216
Nonmajor governmental funds	Public Assistance	97
	Nonmajor governmental funds	57
		154
Enterprise	Public Assistance	62
		62
Internal service fund	General Fund	9
	Public Assistance	6
	Nonmajor governmental funds	2
		17
	\$ 1,422	

**FRANKLIN COUNTY, OHIO**  
*Notes to the Basic Financial Statements*  
*For the Year Ended December 31, 2008*

**B. Advances to/from Other Funds**

The following loans between funds are long-term in nature and are classified as advances. The advances at December 31, 2008 are as follows:

(Amounts in 000's)		
Receivable Fund	Payable Fund	Amount
General	Public Assistance	\$ 3,114
	Nonmajor governmental funds	12,206
		<u>\$ 15,320</u>

**C. Interfund Transfers**

Transfers are used to move revenues from the fund that collects them in accordance with statute or budget to the fund that is required to expend them in accordance with statute or budget; to segregate money for anticipated capital projects; to provide resources for current operations; or to service debt.

(Amounts in 000's)				
Transfer Out	Transfer in			Total
	General	Public	Nonmajor	
		Assistance	Governmental Funds	
General	\$ -	\$ 6,282	\$ 22,619	\$ 28,901
ADAMH Board	-	-	43	43
Nonmajor governmental funds	7	-	1,176	1,183
	<u>\$ 7</u>	<u>\$ 6,282</u>	<u>\$ 23,838</u>	<u>\$ 30,127</u>

**D. Due from/to Component Unit:**

The following balances occurred between the primary government and component unit due to services provided, reimbursable expenditures and short term loans:

Due From (Amounts in 000's)		
Receivable Fund	Payable Component Unit	Amount
General	Veterans Memorial Hall	<u>\$ 50</u>

Due To (Amounts in 000's)		
Receivable Component Unit	Payable Fund	Amount
ARC Industries	Board of MR&DD	<u>\$ 275</u>

**FRANKLIN COUNTY, OHIO**  
*Notes to the Basic Financial Statements*  
*For the Year Ended December 31, 2008*

**Note 6 – Property Taxes**

Property taxes include amounts levied against all real, public utility, and tangible personal property located in the County. Property tax revenue received during 2008 for real and public utility property taxes represents collection of 2007 taxes. Property tax payments received during 2008 for tangible personal property (other than public utility property) are for 2008 taxes.

2008 real property taxes are levied after October 1, 2008, on the assessed value as of January 1, 2008, the lien date. Assessed values are established by state law at 35 percent of appraised market value. 2007 real property taxes are collected in and intended to finance 2008. The total assessed value upon which the 2008 real estate tax collection was based was \$26,843,000,000. The full tax rate for the 2008 collection applied to real property for all County units was \$17.84 per \$1,000 of assessed valuation.

Tangible personal property is that property used in business was assessed at 6.25 percent. Tangible personal property taxes are levied on January 1<sup>st</sup> of the current year. The total value upon which the 2008 tax collection was assessed was \$633,900,000.

Public utility taxes are assessed not only on land and improvements, but also on tangible personal property at true value, which is a percentage of cost. Percentages vary according to the type of utility. The total assessed value upon which the 2008 tax collection was based was \$554,000,000.

The Treasurer bills and collects property taxes on behalf of all taxing districts within the County. The Auditor periodically remits to the taxing districts their portion of the taxes collected. Collection of the taxes and remittance to the taxing districts are accounted for in various County agency funds.

Real property taxes are payable annually or semi-annually. If paid annually, payment is due January 20<sup>th</sup>; if paid semi-annually, the first payment is due January 20<sup>th</sup> with the remainder to be paid by June 20<sup>th</sup>. Real property owners' tax bills are reduced by homestead and rollback deductions, when applicable. The amount of these reductions is reimbursed to the County by the State.

Tangible personal property taxes are due semi-annually with the first payment due April 30<sup>th</sup> and the remainder to be paid by September 20<sup>th</sup>. Due dates are normally extended an additional 30 days. By state law, the first \$10,000 of taxable value for each business is exempt from taxation. The resulting tangible personal property exemption is partially reimbursed to the County by the State.

"Property taxes receivable" represents delinquent real and tangible personal property and public utility taxes outstanding as of the last settlement (net of allowances for uncollectible amounts) and real property and public utility taxes that were measurable at year-end and for which there is an enforceable legal claim. In the fund financial statements, the majority of the receivable is offset by unearned revenue since the taxes were not levied to finance 2008 operations. In the full accrual government-wide financial statements, collectible delinquent property taxes have been recorded as revenue while the remainder of the receivable is unearned.

The County uses actual billings and estimates based on the tax rate multiplied by property value to estimate taxes receivable. The eventual collection of substantially all real property and public utility taxes (both current and delinquent) is reasonably assured due to the County's ability to force foreclosure of the properties on which the taxes are levied. For tangible personal property taxes (both current and delinquent), a determination of the percentage deemed uncollectible was made based on past experience. This percentage was applied against the gross taxes receivable to yield the estimated net realizable value of these resources.

**FRANKLIN COUNTY, OHIO**  
*Notes to the Basic Financial Statements*  
*For the Year Ended December 31, 2008*

**Note 7 –Notes Receivable**

In 1997, the County and the Solid Waste Authority of Central Ohio (SWACO) entered into a repayment agreement under which SWACO is obligated to pay the debt service for bonds issued to finance expansion at the solid waste facility. To secure SWACO's obligation, contract documents were executed and delivered to the County whereby SWACO granted the County a lien on the solid waste facilities, a security interest in its fixtures and personal property, and assignment of permits and licenses necessary for operation of the solid waste facilities. At December 31, 2008, the County recorded \$11,375,000 as a note receivable for the landfill expansion bonds with a similar reservation of fund balance in the Debt Service fund.

In 2002, the County, the City of Columbus and the Columbus Municipal Airport Authority entered into the Port Authority Consolidations and Joinder Agreement. As part of that agreement, the County assumed certain debt related to the former Rickenbacker Port Authority, with the stipulation that the debt will be serviced with revenues from the newly created Columbus Regional Airport Authority (CRAA). At December 31, 2008, the County recorded \$447,000 as a note receivable for an outstanding Ohio Public Works Commission loan, with a similar reservation of fund balance in the General Fund.

The following is a summary of the future payments to be received by the County for the notes:

(Amounts in 000's)			
	SWACO	CRAA	Total
2009	\$ 1,569	\$ 74	\$ 1,643
2010	1,579	75	1,654
2011	1,591	75	1,666
2012	1,600	74	1,674
2013	1,600	75	1,675
2014-2017	6,487	74	6,561
Total payments to be received	14,426	447	14,873
Less: Amount representing interest	(3,051)	-	(3,051)
Notes receivable	<u>\$ 11,375</u>	<u>\$ 447</u>	<u>\$ 11,822</u>

**Note 8 – Capital Leases - Lessor Disclosure**

The County acts as lessor in two outstanding direct financing lease agreements. The facilities under lease, the lessees and debt principal outstanding at December 31, 2008, include the following:

(Amounts in 000's)		
Facility	Lessee	Principal Outstanding
Fairgrounds Project	Franklin County Agricultural Society	\$ 300
Maryhaven Facility	Maryhaven, Inc.	2,537
		<u>\$ 2,837</u>

Under the agreements, the lessees are required to pay the cost of maintaining and operating the leased facility. Lease payments from Maryhaven are substantially equal to the debt service to be paid by the County for retirement of the bonds associated with those facilities. The payments from Maryhaven are recognized as revenue in the Debt Service fund prior to payment of interest and principal on bonds.

**FRANKLIN COUNTY, OHIO**  
*Notes to the Basic Financial Statements*  
*For the Year Ended December 31, 2008*

The County has recognized the future minimum lease payments, less unearned interest income to be received for capitalized leases, as "Leases receivable" in the General and Debt Service funds. That portion not collected at year-end is classified as "Deferred revenue."

A summary of the future minimum lease payments to be received by the County, and the components of the net investment in direct financing leases at December 31, 2008, follows:

<b>(Amounts in 000's)</b>						
	<b>Fairgrounds</b>		<b>Maryhaven</b>			
	<b>Project</b>		<b>Facility</b>			
			<b>Total</b>			
2009	\$	50	\$	353	\$	403
2010		50		356		406
2011		50		355		405
2012		50		357		407
2013		50		359		409
2014-2017		50		1,431		1,481
Minimum lease payments		300		3,211		3,511
Unearned interest income		-		(674)		(674)
Net investment in leases	\$	300	\$	2,537	\$	2,837

**FRANKLIN COUNTY, OHIO**  
*Notes to the Basic Financial Statements*  
*For the Year Ended December 31, 2008*

**Note 9 - Capital Assets**

Capital asset activity of the primary government for the year ended December 31, 2008, is shown below:

<b>Capital Assets</b>				
<b>Primary Government - Governmental Activities</b>				
<b>(Amounts in 000's)</b>				
	<b>Beginning Balance</b>	<b>Additions</b>	<b>Reductions</b>	<b>Ending Balance</b>
Capital assets, not being depreciated:				
Land	\$ 57,038	\$ 2,389	\$ (2,267)	\$ 57,160
Construction in progress	27,887	69,160	(6,396)	90,651
Total nondepreciable capital assets	<u>84,925</u>	<u>71,549</u>	<u>(8,663)</u>	<u>147,811</u>
Capital assets being depreciated:				
Buildings and improvements	301,931	1,801	-	303,732
Infrastructure	198,665	4,620	(3,511)	199,774
Machinery and equipment	71,275	7,593	(3,361)	75,507
	<u>571,871</u>	<u>14,014</u>	<u>(6,872)</u>	<u>579,013</u>
Less accumulated depreciation for:				
Buildings and improvements	(97,891)	(9,075)	-	(106,966)
Infrastructure	(64,183)	(3,499)	3,076	(64,606)
Machinery and equipment	(36,704)	(5,832)	3,225	(39,311)
	<u>(198,778)</u>	<u>(18,406)</u>	<u>6,301</u>	<u>(210,883)</u>
Total depreciable capital assets, net	<u>373,093</u>	<u>(4,392)</u>	<u>(571)</u>	<u>368,130</u>
Total capital assets, net	<u>\$ 458,018</u>	<u>\$ 67,157</u>	<u>\$ (9,234)</u>	<u>\$ 515,941</u>

**FRANKLIN COUNTY, OHIO**  
*Notes to the Basic Financial Statements*  
For the Year Ended December 31, 2008

<b>Capital Assets</b>				
<b>Primary Government – Business-type Activities</b>				
<b>(Amounts in 000's)</b>				
	<u>Beginning</u>			<u>Ending</u>
	<u>Balance</u>	<u>Additions</u>	<u>Reductions</u>	<u>Balance</u>
Capital assets, not being depreciated:				
Land	\$ 259	\$ -	\$ -	\$ 259
Construction in progress	1,750	202	-	1,952
Total nondepreciable capital assets	<u>2,009</u>	<u>202</u>	<u>-</u>	<u>2,211</u>
Capital assets, being depreciated:				
Buildings and improvements	14,288	-	-	14,288
Infrastructure	23,713	-	-	23,713
Machinery and equipment	797	144	(14)	927
	<u>38,798</u>	<u>144</u>	<u>(14)</u>	<u>38,928</u>
Less accumulated depreciation for:				
Buildings and improvements	(4,937)	(318)	-	(5,255)
Infrastructure	(5,233)	(422)	-	(5,655)
Machinery and equipment	(592)	(46)	13	(625)
	<u>(10,762)</u>	<u>(786)</u>	<u>13</u>	<u>(11,535)</u>
Total depreciable capital assets, net	<u>28,036</u>	<u>(642)</u>	<u>(1)</u>	<u>27,393</u>
Total capital assets, net	<u>\$ 30,045</u>	<u>\$ (440)</u>	<u>\$ (1)</u>	<u>\$ 29,604</u>

Depreciation expense was charged to functional programs of the primary government as follows:

<b>(Amounts in 000's)</b>	
<b>Governmental activities:</b>	
General government	\$ 5,067
Judicial	500
Public safety	3,656
Human services	922
Health	2,799
Public works	4,364
Conservation and recreation	1,097
Community development	1
	<u>\$ 18,406</u>
<b>Business-type activities:</b>	
Water and sewer	\$ 474
Parking facilities	312
	<u>\$ 786</u>

**FRANKLIN COUNTY, OHIO**  
*Notes to the Basic Financial Statements*  
*For the Year Ended December 31, 2008*

Capital asset activity of the component units for the year ended December 31, 2008, was as follows:

<b>(Amounts in 000's)</b>				
	<b>Beginning Balance</b>	<b>Additions</b>	<b>Reductions</b>	<b>Ending Balance</b>
Capital assets, being depreciated:				
Buildings and improvements	\$ 6,179	\$ 5	\$ -	\$ 6,184
Machinery and equipment	5,712	1,154	-	6,866
	<u>11,891</u>	<u>1,159</u>	<u>-</u>	<u>13,050</u>
Less accumulated depreciation for:				
Buildings and improvements	(4,279)	(483)	-	(4,762)
Machinery and equipment	(5,037)	(55)	-	(5,092)
	<u>(9,316)</u>	<u>(538)</u>	<u>-</u>	<u>(9,854)</u>
Total depreciable capital assets, net	<u>\$ 2,575</u>	<u>\$ 621</u>	<u>\$ -</u>	<u>\$ 3,196</u>

Depreciation expense reported by component units was as follows:

<b>(Amounts in 000's)</b>	
ARC Industries	\$ 125
Veterans Memorial Hall	31
Stadium and Team	382
	<u>\$ 538</u>



**FRANKLIN COUNTY, OHIO**  
*Notes to the Basic Financial Statements*  
*For the Year Ended December 31, 2008*

**Note 10 – Long-term Liabilities**

**A. Long-term Debt Summary**

The original issue date, final maturity date, interest rate and original issuance amount for the County's long term bonds, notes, and loans from the Ohio Public Works Commission (OPWC) and Ohio Water Development Authority (OWDA) currently outstanding follows:

<b>Long-term Debt Summary – Governmental Activities</b>				
<b>(Amounts in 000's)</b>				
	<u>Original Issue Date</u>	<u>Final Maturity</u>	<u>Interest Rate</u>	<u>Original Issue Amount</u>
General obligation bonds:				
Series 1986 Mental Health Building	07/01/1986	12/01/2010	7.38%	\$ 795
Series 1993 Refunding <sup>1,2</sup>	04/15/1993	12/01/2020	2.70 to 5.55%	51,795
Series 2003 Refunding <sup>1</sup>	10/30/2003	12/01/2013	2.30 to 5.00%	53,985
Series 2005 Road Improvements <sup>1</sup>	10/26/2005	12/01/2015	3.25 to 5.00%	5,000
Series 2005 FCCS Building <sup>1</sup>	10/26/2005	12/01/2025	3.25 to 5.00%	10,895
Series 2005 Refunding <sup>1</sup>	10/26/2005	12/01/2017	3.25 to 5.00%	25,085
Series 2007 Road Improvements <sup>1</sup>	07/24/2007	12/01/2017	4.00 to 4.13%	5,000
Series 2007 Courthouse Project <sup>1</sup>	07/24/2007	12/01/2031	4.00 to 5.00%	111,695
Series 2007 Animal Shelter Project <sup>1</sup>	07/24/2007	12/01/2031	4.00 to 5.00%	9,355
				<u>273,605</u>
Taxable special obligation bonds				
and note:				
Stadium Facility Project Bonds <sup>1</sup>	09/26/2007	12/01/2032	5.00 to 5.58%	27,500
Stadium Facility Project Note	03/19/2008	03/13/2009	4.25%	15,000
				<u>42,500</u>
OPWC loans:				
Rickenbacker Industrial Park	04/02/1995	01/01/2015	0.00%	1,489
Havens Corners Road at Reynoldsburg-New Albany Road	02/09/2004	01/01/2028	0.00%	475
Scioto-Darby Creek Road	08/01/2005	12/01/2026	0.00%	1,631
Tuttle Crossing Boulevard	08/29/2006	12/01/2028	0.00%	2,220
				<u>5,815</u>
				<u>\$ 321,920</u>

<sup>1</sup> Interest rates vary over the term of the bond per a set schedule. This is not a demand bond.

<sup>2</sup> Represents only the portion not refunded in the 2003 refunding.

**FRANKLIN COUNTY, OHIO**  
*Notes to the Basic Financial Statements*  
*For the Year Ended December 31, 2008*

<b>Long-term Debt Summary – Business-type Activities</b>				
(Amounts in 000's)				
	Original			Original
	Issue Date	Final Maturity	Interest Rate	Issue Amount
Bonds:				
Series 2003 Refunding <sup>1</sup>	10/30/2003	12/01/2013	2.30 to 5.00%	\$ 5,835
				<u>5,835</u>
OPWC/OWDA loans:				
Hamilton Meadows Water	04/28/1988	07/01/2013	7.00%	194
Ridgewood Estates and				
Oakhurst Knolls Sewer	04/28/1988	07/01/2013	7.00%	1,478
Forest Ridge Sewer	09/02/1988	07/01/2013	7.00%	186
Village Park and				
Young Estates Sewer	03/26/1992	07/01/2017	7.00%	551
Village Park and				
Young Estates Water	03/26/1992	07/01/2017	7.00%	274
Lincoln Village and				
New Rome Water	02/12/1995	07/01/2015	3.50%	835
Emmit/Mix Avenue Sewer	07/01/1997	07/01/2021	3.00%	482
Darbydale Wastewater	02/18/2005	12/01/2026	0.00%	1,883
Water Quality Wastewater	07/01/2005	12/01/2028	0.00%	1,574
Darbydale Sewer	08/10/2005	07/01/2025	3.98%	1,200
Timberlake Water	09/28/2006	07/01/2012	5.09%	103
Timberlake Wastewater	09/28/2006	07/01/2012	5.09%	153
				<u>8,913</u>
				<u>\$ 14,748</u>

<sup>1</sup> Interest rates vary over the term of the bond per a set schedule. This is not a demand bond; a portion of the refunding.

***B. New Issues***

In March 2008, due to market conditions, a taxable special obligation bond anticipation note (the Note) was issued in the amount of \$15,000,000, at a rate of 4.25 percent, for the purpose of retiring long-term Stadium Facility Project Notes. The Stadium Facility Project Notes were issued as auction rate securities for the purpose of paying a portion of the cost of acquiring, constructing, installing, and equipping a county park and recreation facility including a baseball stadium. The Note is a special obligation of the County, and the principal of and interest on the Note is payable solely from pledged receipts consisting of (i) moneys derived from the lease, sale, or other disposition of the facility financed with the proceeds of the Note, and (ii) non-tax revenues of the County, described in note 10.E.

In addition to the special obligation bond anticipation note, the County received \$2,469,000 of loan principal from the OPWC for governmental activity construction projects and \$153,000 in additional loan principal from the OWDA for business-type activity construction projects.

**FRANKLIN COUNTY, OHIO**  
*Notes to the Basic Financial Statements*  
For the Year Ended December 31, 2008

**C. Changes in Long-term Liabilities**

**Primary Government** Changes in the primary government's long-term obligations during the year, including new issuances, consisted of the following:

<b>Changes in Long-term Liabilities - Governmental Activities</b>					
<b>(Amounts in 000's)</b>					
	<b>Beginning Balance</b>	<b>Additions</b>	<b>Reductions</b>	<b>Ending Balance</b>	<b>Due in One Year</b>
General obligation bonds:					
Series 1986 Mental Health Building	\$ 105	\$ -	\$ (35)	\$ 70	\$ 35
Series 1993 Refunding	41,880	-	-	41,880	-
Series 2003 Refunding	33,265	-	(6,195)	27,070	6,030
Series 2005 Road Improvements	4,165	-	(435)	3,730	460
Series 2005 FCCS Building	10,195	-	(365)	9,830	385
Series 2005 Refunding	24,265	-	(1,970)	22,295	2,090
Series 2007 Road Improvements	5,000	-	(100)	4,900	470
Series 2007 Courthouse Project	111,695	-	(945)	110,750	285
Series 2007 Animal Shelter Project	9,355	-	(45)	9,310	45
	<u>239,925</u>	<u>-</u>	<u>(10,090)</u>	<u>229,835</u>	<u>9,800</u>
Taxable special obligation bonds and note:					
Stadium Facility Project Bonds	27,500	-	-	27,500	-
Stadium Facility Project Note	15,000	15,000	(15,000)	15,000	15,000
	<u>42,500</u>	<u>15,000</u>	<u>(15,000)</u>	<u>42,500</u>	<u>15,000</u>
OPWC loans:					
Rickenbacker Industrial Park	521	-	(74)	447	74
Cleveland Avenue	15	-	(15)	-	-
Alton & Darby Creek Road	75	-	(75)	-	-
Havens Corners Road at Reynoldsburg-New Albany Road	471	4	(12)	463	24
Scioto-Darby Creek Road	1,300	331	-	1,631	82
Tuttle Crossing Boulevard	86	2,134	-	2,220	55
	<u>2,468</u>	<u>2,469</u>	<u>(176)</u>	<u>4,761</u>	<u>235</u>
Unamortized amounts:					
Bond premiums and discounts	9,690	-	(712)	8,978	-
Deferred charges	(1,678)	-	217	(1,461)	-
	<u>8,012</u>	<u>-</u>	<u>(495)</u>	<u>7,517</u>	<u>-</u>
Other long-term obligations:					
Compensated absences	36,069	4,464	(2,048)	38,485	1,793
Workers compensation	8,254	1,071	(4,376)	4,949	2,133
Capital leases	1,669	171	(431)	1,409	388
	<u>45,992</u>	<u>5,706</u>	<u>(6,855)</u>	<u>44,843</u>	<u>4,314</u>
	<u>\$ 338,897</u>	<u>\$ 23,175</u>	<u>\$ (32,616)</u>	<u>\$ 329,456</u>	<u>\$ 29,349</u>

**FRANKLIN COUNTY, OHIO**  
*Notes to the Basic Financial Statements*  
For the Year Ended December 31, 2008

<b>Changes in Long-term Liabilities – Business-type Activities</b>					
(Amounts in 000's)					
	<u>Beginning Balance</u>	<u>Additions</u>	<u>Reductions</u>	<u>Ending Balance</u>	<u>Due in One Year</u>
Bonds:					
Parking Garage Addition	\$ 260	\$ -	\$ (260)	\$ -	\$ -
Series 2003 Refunding	3,620	-	(850)	2,770	875
	<u>3,880</u>	<u>-</u>	<u>(1,110)</u>	<u>2,770</u>	<u>875</u>
OPWC/OWDA loans:					
Hamilton Meadows Water	77	-	(12)	65	13
Ridgewood Estates and Oakhurst Knolls Sewer	600	-	(92)	508	98
Forest Ridge Sewer	76	-	(11)	65	13
Village Park and Young Estates Sewer	323	-	(25)	298	27
Village Park and Young Estates Water	161	-	(12)	149	13
Lincoln Village and New Rome Water	382	-	(45)	337	47
Emmit/Mix Avenue Sewer	355	-	(21)	334	22
Darbydale Wastewater	1,883	-	(95)	1,788	94
Water Quality Wastewater	1,574	-	-	1,574	39
Darbydale Sewer	1,096	-	(44)	1,052	46
Timberlake Water	54	86	(37)	103	25
Timberlake Wastewater	102	67	(16)	153	11
	<u>6,683</u>	<u>153</u>	<u>(410)</u>	<u>6,426</u>	<u>448</u>
Unamortized amounts:					
Bond premiums and discounts	191	-	(50)	141	-
Deferred charges	(58)	-	15	(43)	-
	<u>133</u>	<u>-</u>	<u>(35)</u>	<u>98</u>	<u>-</u>
	<u>10,696</u>	<u>153</u>	<u>(1,555)</u>	<u>9,294</u>	<u>1,323</u>
Other long-term obligations:					
Compensated absences	162	15	-	177	75
	<u>\$ 10,858</u>	<u>\$ 168</u>	<u>\$ (1,555)</u>	<u>\$ 9,471</u>	<u>\$ 1,398</u>

**Component Units** The component units have no bonded debt. At December 31, 2008, the only long-term liabilities consisted of \$182,000 in compensated absences.

**FRANKLIN COUNTY, OHIO**  
*Notes to the Basic Financial Statements*  
For the Year Ended December 31, 2008

**D. Future Debt Service Requirements**

The following is a summary of the County's estimated future annual debt service requirements:

<b>Governmental Activities</b>						
<b>(Amounts in 000's)</b>						
<b>General Obligation</b>						
	<b>Bonds</b>		<b>Loans</b>		<b>Total</b>	
	<b>Principal</b>	<b>Interest</b>	<b>Principal</b>	<b>Interest</b>	<b>Principal</b>	<b>Interest</b>
2009	\$ 9,800	\$ 11,204	\$ 235	\$ -	\$ 10,035	\$ 11,204
2010	11,085	10,780	291	-	11,376	10,780
2011	11,650	10,302	291	-	11,941	10,302
2012	10,270	9,768	291	-	10,561	9,768
2013	10,035	9,291	291	-	10,326	9,291
2014-2018	55,030	39,183	1,156	-	56,186	39,183
2019-2023	47,435	24,794	1,081	-	48,516	24,794
2024-2028	43,145	14,474	1,070	-	44,215	14,474
2029-2033	31,385	3,190	55	-	31,440	3,190
	<u>\$ 229,835</u>	<u>\$ 132,986</u>	<u>\$ 4,761</u>	<u>\$ -</u>	<u>\$ 234,596</u>	<u>\$ 132,986</u>
<b>Special Obligation</b>						
	<b>Bonds</b>		<b>Notes</b>		<b>Total</b>	
	<b>Principal</b>	<b>Interest</b>	<b>Principal</b>	<b>Interest</b>	<b>Principal</b>	<b>Interest</b>
2009	\$ -	\$ 1,504	\$ 15,000	\$ 627	\$ 15,000	\$ 2,131
2010	635	1,504	-	-	635	1,504
2011	670	1,472	-	-	670	1,472
2012	700	1,438	-	-	700	1,438
2013	740	1,404	-	-	740	1,404
2014-2018	4,310	6,394	-	-	4,310	6,394
2019-2023	5,610	5,098	-	-	5,610	5,098
2024-2028	7,340	3,366	-	-	7,340	3,366
2029-2033	7,495	1,073	-	-	7,495	1,073
	<u>\$ 27,500</u>	<u>\$ 23,253</u>	<u>\$ 15,000</u>	<u>\$ 627</u>	<u>\$ 42,500</u>	<u>\$ 23,880</u>
<b>Grand Total</b>						
			<b>Principal</b>	<b>Interest</b>		
		2009	<u>\$ 25,035</u>	<u>\$ 13,335</u>		
		2010	<u>12,011</u>	<u>12,284</u>		
		2011	<u>12,611</u>	<u>11,774</u>		
		2012	<u>11,261</u>	<u>11,206</u>		
		2013	<u>11,066</u>	<u>10,695</u>		
		2014-2018	<u>60,496</u>	<u>45,577</u>		
		2019-2023	<u>54,126</u>	<u>29,892</u>		
		2024-2028	<u>51,555</u>	<u>17,840</u>		
		2029-2033	<u>38,935</u>	<u>4,263</u>		
			<u>\$ 277,096</u>	<u>\$ 156,866</u>		

**FRANKLIN COUNTY, OHIO**  
*Notes to the Basic Financial Statements*  
For the Year Ended December 31, 2008

<b>Business-type Activities</b>						
<b>(Amounts in 000's)</b>						
	<b>Bonds</b>		<b>Notes</b>		<b>Total</b>	
	<b>Principal</b>	<b>Interest</b>	<b>Principal</b>	<b>Interest</b>	<b>Principal</b>	<b>Interest</b>
2009	\$ 875	\$ 109	\$ 448	\$ 139	\$ 1,323	\$ 248
2010	925	74	505	123	1,430	197
2011	970	37	523	106	1,493	143
2012	-	-	656	249	656	249
2013	-	-	440	69	440	69
2014-2018	-	-	1,608	195	1,608	195
2019-2023	-	-	1,312	70	1,312	70
2024-2028	-	-	896	5	896	5
2029-2033	-	-	38	-	38	-
	<u>\$ 2,770</u>	<u>\$ 220</u>	<u>\$ 6,426</u>	<u>\$ 956</u>	<u>\$ 9,196</u>	<u>\$ 1,176</u>

***E. Funds Used to Retire Long-term Liabilities***

All general obligation bonds are supported by the full faith and credit of the County. General obligation bonds and loans will be paid with \$220,219,000 from taxes, and the remainder from lease revenues (note 8), user charges and payments received on the SWACO and CRAA loans including portions of the Series 2005 Refunding (note 7). Compensated absences liabilities will be paid from the fund from which the employee's salary is paid, which is typical of past treatment. Capital lease obligations will be paid from the fund that supports the department using the underlying asset, also typical of past treatment.

The taxable special obligations (the "Stadium Facility Bonds" and the "Stadium Facility Note") in the amount of \$42,500,000 are not general obligations of the County, but are payable solely from the proceeds derived from the operation, lease, sale, or other disposition of a County park and recreation facility, including a baseball stadium and from the following non-tax revenue sources that are deposited in the County's General Fund: (i) fines and forfeitures, (ii) fees imposed from licenses and permits, (iii) investment earning on any fund or account of the County, including the County's General Fund, that are credited to the County's General Fund, (iv) proceeds from the sale of capital assets, (v) charges for services, and (vi) other revenues, including but not limited to, rental income, gifts and donations and payments received as reimbursement (the "Pledged Revenues"). Annual principal and interest payments on the special obligations are expected to require less than 27 percent of the County's General Fund revenue. Other than the retirement of auction rate security notes described in note 10.B., there were no principal payments in 2008. Interest charges were recognized in the amount of \$1,973,000, while pledged revenue amounted to \$96,771,000. The County has covenanted to appropriate each year a sufficient amount of the Pledged Revenues to pay the debt service required in such year.

From the original proceeds of the Stadium Facility Bonds and Notes, \$4,100,000 was deposited in the Stadium Debt Service fund to be applied to the payment of interest during the construction phase of the project. As of December 31, 2008, the fund balance of the Stadium Debt Service fund is \$1,916,000. In addition, the Commissioners have designated \$3,644,000 of the fund balance in the General Fund to secure the pledge for the payment of the debt service on the special obligations from the County's Pledged Revenues.

**FRANKLIN COUNTY, OHIO**  
*Notes to the Basic Financial Statements*  
*For the Year Ended December 31, 2008*

**F. Debt Limitations**

The ORC provides that the net general obligation debt of the County, exclusive of certain exempt debt, issued without a vote of the electors should not exceed one percent of the total assessed valuation of the County. The ORC further provides that the total voted and unvoted net debt of the County less the same exempt debt should not exceed a sum equal to three percent of the first \$100,000,000 of the assessed valuation, plus one and one-half percent of such valuation in excess of \$100,000,000 and not in excess of \$300,000,000, plus two and one-half percent of such valuation in excess of \$300,000,000. The effects of the debt limitations at December 31, 2008, are an overall debt margin of \$502,234,000 and an unvoted debt margin of \$83,735,000.

**G. Defeased Bonds**

In 1993, the County defeased certain general obligation bonds by placing the proceeds of new bonds in an irrevocable trust to provide for all future debt service payments on the old bonds. Accordingly, the trust account assets and the liability for the defeased bonds are not included in the County's financial statements. At December 31, 2008, \$71,985,000 remained outstanding on the defeased bonds from the 1993 refunding.

**H. Optional Redemption**

Certain bonds issued by the County are subject to redemption at the County's option. When partial redemption of any of the following bonds is authorized, the bond registrar will select bonds or portions thereof by lot within a maturity in such manner as the bond registrar may determine, provided, however, that the portion of any bond so selected will be in the amount of \$5,000 or an integral multiple thereof. In each case, accrued interest will be paid to the date fixed for redemption. The following schedule summarizes the bond issues subject to optional redemption, the relevant maturity dates, the redemption dates and the redemption rates:

Bonds	Maturity Date	Redemption Dates (Dates Inclusive)	Redemption Prices
Series 1993 Refunding	after 12/01/2008	12/01/2008 – 11/30/2009	102%
		12/01/2009 – 11/30/2010	101%
		12/01/2010 and thereafter	100%
Series 2005 FCCS Building	after 12/01/2015	12/01/2015 and thereafter	100%
Series 2005 Refunding	after 12/01/2015	12/01/2015 and thereafter	100%
Series 2007 Courthouse Project	after 12/01/2018	12/01/2017 and thereafter	100%
Series 2007 Animal Shelter Project	after 12/01/2018	12/01/2017 and thereafter	100%
Series 2007 Stadium Facility Project	after 12/01/2018	12/01/2017 and thereafter	100%

**Note 11 – Capital Leases - Lessee Disclosure**

The County leases various equipment through lease arrangements. Many of the lease agreements qualify as capital leases for accounting purposes and, therefore, have been recorded at the present value of their future minimum lease payments as of the inception date. Payments are made from the funds that purchase the assets. The assets acquired through capital leases are as follows:

**FRANKLIN COUNTY, OHIO**  
*Notes to the Basic Financial Statements*  
*For the Year Ended December 31, 2008*

(Amounts in 000's)	
	Governmental Activities
Machinery and equipment	\$ 2,957
Less accumulated depreciation	(1,380)
	\$ 1,577

The future minimum lease obligations and the net present value of these minimum lease payments as of December 31, 2008, were as follows:

(Amounts in 000's)	
	Governmental Activities
2009	\$ 495
2010	425
2011	404
2012	315
2013	15
Total minimum lease payments	1,654
Less amount representing interest	(245)
Present value of minimum lease	\$ 1,409

**Note 12 – Operating Leases**

The County has entered into various contracts and leases for equipment, land and office space. The following table represents the noncancellable rental liabilities:

(Amounts in 000's)	
	Rental
2009	\$ 5,233
2010	2,880
2011	1,696
2012	292
2013	301
2014-2018	777
2019-2023	599
2024-2028	599
	\$ 12,377

The County does not have operating leases or contracts after 2028. During 2008, the County incurred expenditures of \$5,359,000 for noncancellable operating leases including \$249,000 to Veterans Memorial, a component unit, for rented office space.



**FRANKLIN COUNTY, OHIO**  
*Notes to the Basic Financial Statements*  
*For the Year Ended December 31, 2008*

**Note 13 – Contingencies and Commitments**

**A. Contingent Liabilities**

The County has received federal and state grants for specific purposes that are subject to review and audit by the grantor agencies or their designee. At December 31, 2008, the audits of certain programs had not been completed. These audits could lead to a request for reimbursement to the grantor agency for expenditures disallowed under terms of the grant. Based on prior experience, the County believes such disallowances, if any, will be immaterial.

Several claims and lawsuits are pending against the County. The Prosecuting Attorney has used his best judgment as legal counsel for the County to estimate the possible liability that the County could incur. \$3,117,000 has been accrued to offset expected liability arising from the current pending lawsuits.

By resolution, the Commissioners have designated amounts in the fund balance of the General Fund to be used for expenditures in future years. \$14,821,000 has been set aside for “rainy day” purposes. In addition, the Commissioners have designated \$3,644,000 to secure the pledge for the payment of debt service on the Stadium Facility Bonds and Note.

**B. Commitments**

The County had several outstanding capital projects as of December 31, 2008, including construction of a new county courts building, stadium and animal shelter, and various road construction projects. The projects include the following major commitments:

(Amounts in 000's)			
Project	Phase	Spent to Date	Commitment Remaining
Huntington Park Stadium	Land Acquisition	\$ 15,500	\$ -
Huntington Park Stadium	Construction	41,613	8,275
County Courts Building	Land Acquisition	10,900	-
County Courts Building	Construction	33,815	86,985
Animal Shelter	Land Acquisition	2,371	-
Animal Shelter	Construction	760	8,990
Clime Road	Road Construction	-	7,918
Reynoldsburg-New Albany Road	Road Construction	-	1,451
		\$ 104,959	\$ 113,619

The Commissioners have entered into a long-term commitment whereby the County has agreed to contribute approximately \$4,340,000 to the Columbus Regional Airport Authority annually through 2012.

The Commissioners have also entered into a contract with the Columbus Downtown Development Corporation to contribute \$5,000,000 toward the development, design and construction of a new riverfront park in downtown Columbus, together with associated infrastructure improvements. The County's contribution shall be payable in four annual installments through 2011. \$1,500,000 was paid in 2008 upon execution of the agreement.

**Note 14 – Risk Management**

The County is exposed to various risks of loss related to torts and general liability; theft of, damage to and destruction of assets; natural disasters; errors and omissions; health care claims for employees and their eligible dependents; and injuries to employees. Insurance policies are procured for commercial crime, flood,

**FRANKLIN COUNTY, OHIO**  
*Notes to the Basic Financial Statements*  
*For the Year Ended December 31, 2008*

buildings and contents, equipment, boilers and machinery. In addition, a Commercial Crime and Public Employees Dishonesty policy is in effect for certain agencies that deal with large amounts of cash, and a Faithful Performance Blanket bond is in place for all County employees. Medical malpractice insurance is purchased for claims involving inmate medical care. Settled claims have not exceeded commercial coverage in any of the past three years. There has not been a significant reduction in coverage from the prior year. The County has elected to retain risk for losses related to torts, general and excess liability, and automobile casualty rather than insuring those risks through a third-party. Employee health care claims are self-insured, with purchased stop-loss coverage of \$1,000,000 per individual for the calendar year. The County purchases workers' compensation insurance from the State of Ohio to cover employees and auxiliary staff.

***A. Self-insurance for General Liability***

The County's General Fund provides unlimited coverage for court judgments resulting from tort and general liability claims of County officials and employees. The County does not use actuaries to determine possible claims liability, nor are any interfund premiums charged. However, the County incorporates nonincremental claims adjustments when setting the annual budget amount for claims, judgments and settlements. The Commissioners appropriated \$700,000 within the General Fund in 2008 to satisfy court-ordered judgments, self-insured claims or other settlements. The actual claims paid during 2008 totaled \$678,000. \$5,437,000 of the General Fund's fund balance has been designated for unasserted claims.

***B. Self-insurance for Health Benefits***

The County provides multiple health care benefit plans that cover approximately 4,800 County employees. Approximately 1,400 employees of other political subdivisions are also in the County's insurance program. Coverage is extended to eligible dependents. Costs are allocated to the fund that pays the salary of the enrolled employee. These payments are accounted for as expenditures in the paying funds and as fees and charges for services in the Employee Benefits internal service fund from which the claims are paid. An estimate of amounts to be paid for claims incurred but not reported (IBNR) as of year-end has been developed by the County in conjunction with an actuary, based on appropriate standards of practice promulgated by the Actuarial Standards Board. At December 31, 2008, accounts payable balances included \$3,211,000 of reported, unpaid County claims and \$4,609,000 as an estimate for IBNR. Actual claims experience may differ from the estimate.

The Comprehensive Omnibus Budget Reconciliation Act of 1986 requires the County to offer terminated or retired employees continued participation in the County's employee health care benefits program, provided that the employees pay the rate established by the plan administrator.

***C. Workers' Compensation***

The County reimburses the Ohio Bureau of Workers' Compensation for the cost of injured workers' claims. All County agencies participate in the program and make payments for prior and current year claims. Because the plan is retrospectively rated, payments will be made in future periods for injuries sustained during 2008 and prior years. At December 31, 2008, this long-term liability was estimated to be \$4,949,000, a net decrease of \$3,305,000 from the estimate as of December 31, 2007. The County has designated \$9,309,000 of the General Fund's fund balance for these future payments.

***D. Summary***

When it is probable that a loss has occurred and the amount of the loss can be reasonably estimated, the liability is reported in the fund. The result of the process to estimate the claims liability is not an exact amount as it depends on many complex factors. Accordingly, claims liabilities are reevaluated periodically to

**FRANKLIN COUNTY, OHIO**  
*Notes to the Basic Financial Statements*  
*For the Year Ended December 31, 2008*

consider the effects of inflation, recent claim settlement trends (including frequency and amount of pay-outs) and other economic and social factors. The estimate of the claims liabilities includes amounts for incremental claim adjustment expenses related to specific claims and other claim adjustment expenses regardless of whether allocated to specific claims. Liabilities also include an amount for estimated IBNR claims. Changes in claims liabilities for the various plans during 2007 and 2008 were as follows:

	(Amounts in 000's)			
	General Liability	Health Benefits	Workers' Compensation	Total
Unpaid claims at 01/01/07	\$ -	\$ 8,142	\$ 7,897	\$ 16,039
2007 net change in claims estimate	-	-	(240)	(240)
2007 incurred claims & IBNR	2,952	53,403	2,731	59,086
2007 paid claims	(112)	(55,464)	(2,134)	(57,710)
Unpaid claims at 12/31/07	2,840	6,081	8,254	17,175
2008 net change in claims estimate	-	-	(2,628)	(2,628)
2008 incurred claims & IBNR	955	63,359	1,071	65,385
2008 paid claims	(678)	(61,620)	(1,748)	(64,046)
Unpaid claims at 12/31/08	<u>\$ 3,117</u>	<u>\$ 7,820</u>	<u>\$ 4,949</u>	<u>\$ 15,886</u>

The County analyzes all outstanding and potential claims that have arisen or could arise due to the occurrence of a loss contingency on or before December 31, 2008. Those claims that are judged to have a high probability of requiring a settlement and for which the amount required to settle the claim is reasonably estimable are shown as liabilities. Those claims for which the liability cannot be reasonably estimated or which are judged not to have a high probability of settlement are not displayed as liabilities on the balance sheet, but are discussed in Note 13.

**Note 15 – Defined Benefit Retirement Plans**

**A. Ohio Public Employees Retirement System**

The Ohio Public Employees Retirement System (OPERS) administers three separate pension plans. The authority to establish and amend benefits is provided by state statute per ORC Chapter 145. The three plans are described below:

- Traditional Pension (TP) Plan – a cost-sharing, multiple-employer defined benefit pension plan. OPERS provides retirement, disability, survivor and death benefits, and annual cost of living adjustments to TP plan members.
- Member-Directed (MD) Plan – a defined contribution plan in which the member invests both member and employer contributions. Employer contributions vest over five years at 20 percent per year. Members accumulate retirement assets equal to the value of member and vested employer contributions, plus any investment earnings thereon. MD Plan members do not qualify for ancillary benefits.
- Combined (CO) Plan – a cost-sharing, multiple-employer defined benefit pension plan. OPERS invests employer contributions to provide a formula retirement benefit similar in nature to the TP Plan benefit. Member contributions, the investment of which is self-directed by the member, accumulate retirement assets in a manner similar to the MD Plan. OPERS provides retirement, disability, survivor and death benefits, and annual cost of living adjustments to CO Plan members.

**FRANKLIN COUNTY, OHIO**  
*Notes to the Basic Financial Statements*  
*For the Year Ended December 31, 2008*

Contributions are authorized by state statute. For 2008, member and employer contribution rates were consistent across all three plans. Separate divisions for law enforcement and public safety exist only within the TP Plan. The 2008 contribution rate for members, other than those engaged in law enforcement, was 10.0 percent of their annual covered salary. The law enforcement classification had an employee contribution rate of 10.10 percent for 2008. The County's employer contribution rate for 2008 was 14.0 percent of covered payroll, except for law enforcement where the rate was 17.4 percent.

The County's required contributions to OPERS for the years ended December 31, 2008, 2007 and 2006 were as follows:

	(Amounts in 000's)		
	2008	2007	2006
Employer share	\$ 39,292	\$ 36,443	\$ 34,894
Employee share, paid by employer	2,822	2,737	3,024
Total contributions	<u>\$ 42,114</u>	<u>\$ 39,180</u>	<u>\$ 37,918</u>

The full amount has been contributed for 2006. In conjunction with the transition from quarterly payment to monthly payment of the employer liability, OPERS is permitting certain employers to pay their fourth quarter 2007 liability over a three-year period. This employer liability balance will be paid to OPERS incrementally, with the November 2007 portion due on December 31, 2009, and the December 2007 portion due on January 3, 2011. For 2007, 84.9 percent has been contributed. For 2008, 92.5 percent has been contributed. The remainder of the 2007 and 2008 amounts are reported at December 31, 2008, in the Payroll and Benefit Revolving agency fund. The 2008 portion was paid to OPERS in January 2009.

OPERS issues a stand-alone financial report. Interested parties may obtain a copy by making a written request to OPERS, 277 E. Town St., Columbus, OH 43215-4642 or by calling 614-222-5601 or 800-222-7377.

***B. State Teachers Retirement System of Ohio***

The County also contributes to State Teachers Retirement System of Ohio (STRS Ohio), a cost-sharing, multiple-employer public employee retirement system. The authority to establish benefits is provided by ORC Chapter 3307. STRS Ohio provides retirement, disability and survivor benefits. By Ohio law, health care benefits are not guaranteed. STRS Ohio administers three separate pension plans:

- Defined Benefit (DB) Plan – a cost-sharing, multiple-employer defined benefit pension plan. The annual retirement allowance, payable for life, is the greater of the formula benefit or the money-purchase benefit calculation. Benefits are increased annually by 3% of the original base amount. The DB Plan offers access to health care coverage to eligible retirees who participated in the plan, and their eligible dependents.
- Defined Contribution (DC) Plan – a defined contribution plan which allows the member to allocate all their member contributions and employer contributions at a rate of 10.5 percent are placed in an investment account. The member determines how to allocate the member and employer money among various investment choices. Members accumulate retirement assets equal to the value of member and vested employer contributions plus any investment earnings thereon. Employer contributions into members' accounts are vested after the first anniversary of the first day of paid service. Members of the DC Plan do not qualify for ancillary benefits.

**FRANKLIN COUNTY, OHIO**  
*Notes to the Basic Financial Statements*  
*For the Year Ended December 31, 2008*

- Combined (CO) Plan – a cost-sharing, multiple-employer defined benefit pension plan. The member contributions are allocated by the member, and employer contributions are used to fund a defined benefit payment. A member's defined benefit is determined by multiplying 1% of the member's final average salary by the member's years of service credit. The CO Plan offers access to health care coverage to eligible retirees who participated in the plan, and their eligible dependents.

DC and CO Plan members will transfer to the DB Plan during their fifth year of membership unless they permanently select the DC or CO Plan.

Contribution rates are authorized by state statute and are established by the State Teachers Retirement Board upon recommendation of its consulting actuary, not to exceed statutory maximum rates of 10.00 percent for members and 14.00 percent for employers. Actual contributions during 2008 were made equal to the statutory maximum rates. The County's contributions to STRS Ohio for the years ended December 31, 2008, 2007 and 2006 were approximately \$1,344,000, \$1,324,000, and \$1,310,000, respectively. The full amount has been contributed for 2007 and 2006. For 2008, 96.1 percent has been contributed with the remainder reported at December 31, 2008, in the Payroll and Benefit Revolving agency fund. This balance was paid to STRS Ohio in January 2009.

STRS Ohio issues a stand-alone financial report. A copy can be obtained by writing to STRS Ohio, 275 E. Broad St., Columbus, OH 43215-3771 or by visiting the STRS Ohio Website at [www.strsoh.org](http://www.strsoh.org).

## **Note 16 – Postemployment Benefits**

### ***A. Ohio Public Employees Retirement System***

OPERS administers three separate pension plans (see note 15.A.). OPERS provides retirement, disability, survivor and postretirement health care benefits to qualifying members of both the Traditional Pension and the Combined Plans. Members of the Member-Directed Plan do not qualify for ancillary benefits, including postemployment health care coverage.

OPERS maintains a cost-sharing multiple employer defined benefit post-employment health care plan, which includes a medical plan, prescription drug program and Medicare Part B premium reimbursement. In order to qualify for post-retirement health care coverage, age and service retirees under the Traditional Pension and Combined Plans must have ten or more years of qualifying Ohio service credit. Health care coverage for disability benefit recipients and qualified survivor benefit recipients is available. The health care coverage provided by OPERS meets the definition of an Other Postemployment Benefit (OPEB) as described in GASB Statement No. 45.

The ORC permits, but does not mandate, OPERS to provide postemployment benefits to its eligible members and beneficiaries. Authority to establish and amend benefits is provided in ORC Chapter 145.

In 2008, local government employers contributed at 14.0 percent of covered payroll, and public safety and law enforcement employers contributed at 17.4 percent. The ORC currently limits the employer contribution to a rate not to exceed 14.0 percent of covered payroll for local employers and 18.1 percent of covered payroll for law and public safety employers. Active members do not make contributions to the postemployment benefit plan.

OPERS' Post Employment Health Care plan was established under, and is administrated in accordance with, Internal Revenue Code 401(h). Each year, the OPERS Retirement Board determines the portion of the employer contribution rate that will be set aside for funding of post employment health care benefits, based on authority granted by state statute. For 2008, the employer contribution allocated to the health care plan

**FRANKLIN COUNTY, OHIO**  
*Notes to the Basic Financial Statements*  
*For the Year Ended December 31, 2008*

was 7.0 percent of covered payroll. The County's actual contributions for 2008, 2007 and 2006, used to fund OPEB, were approximately \$20,475,000, \$15,148,000, and \$12,136,000, respectively.

The OPERS Retirement Board is also authorized to establish rules for the payment of a portion of the health care benefits provided, by the retiree or their surviving beneficiaries. Payment amounts vary depending on the number of covered dependents and the coverage selected.

The Health Care Preservation Plan adopted by the OPERS Retirement Board on September 9, 2004, was effective on January 1, 2007. Member and employer contribution rates increased as of January 1, 2006, January 1, 2007, and January 1, 2008, which allowed additional funds to be allocated to the health care plan.

***B. State Teachers Retirement System of Ohio***

STRS Ohio administers a pension plan that is comprised of: a defined benefit plan; a self-directed defined contribution plan and a combined plan that is a hybrid of the defined benefit and defined contribution plan.

Ohio law authorizes STRS Ohio to offer a cost-sharing, multiple-employer health care plan. Health care coverage is not statutorily guaranteed. STRS Ohio provides access to health care coverage to eligible retirees who participated in the Defined Benefit or the Combined Plans. Coverage under the current program includes hospitalization, physician fees, prescription drugs and reimbursement of monthly Medicare Part B premiums. Pursuant to the ORC, the State Teachers Retirement Board has discretionary authority over how much, if any, of the associated health care costs will be absorbed by STRS Ohio. All benefit recipients, for the most recent year, pay a portion of the health care cost in the form of a monthly premium.

Under Ohio law, funding for post-employment health care may be deducted from employer contributions. Of the 14.0 percent employer contribution rate, 1.0 percent of covered payroll was allocated to post-employment health care for the years ended June 30, 2008, 2007, and 2006. The 14.0 percent employer contribution rate is the maximum rate established under Ohio law. The County's actual contributions for 2008, 2007 and 2006, used to fund OPEB, were approximately \$96,000, \$95,000, and \$94,000, respectively.

**Note 17 – Conduit Debt Obligations**

From time to time, the County has issued Hospital, Housing and Industrial Revenue Bonds to provide financial assistance to private sector entities for the acquisition and construction of facilities deemed to be in the public interest. The bonds are secured by the financed property and are payable solely from payments received on the underlying mortgage loans. Upon repayment of the bonds, ownership of the facility transfers to the private-sector entity served by the bond issuance. The County is not obligated in any manner for repayment of the bonds. Accordingly, the bonds are not reported as liabilities in the accompanying financial statements.

As of December 31, 2008, there were 170 series of bonds outstanding. The aggregate principal amount payable for 159 of these series was \$2,800,000,000. The aggregate principal amount payable for 11 series issued prior to January 1, 1994, could not be determined; however, the original issue amounts totaled \$34,635,000.

**FRANKLIN COUNTY, OHIO**  
*Notes to the Basic Financial Statements*  
For the Year Ended December 31, 2008

**Note 18 – Component Units**

Three discretely presented component units are included within the reporting entity of the County. Condensed financial statements follow:

<b>Condensed Statement of Net Assets</b>				
(Amounts in 000's)				
	<b>ARC Industries</b>	<b>Veterans Memorial Hall</b>	<b>Stadium and Team</b>	<b>Total</b>
<b>Assets:</b>				
Current and other assets	\$ 6,001	\$ 127	\$ 16,488	\$ 22,616
Due from primary government	275	-	-	275
Capital assets, net	1,974	178	1,044	3,196
Total assets	<u>8,250</u>	<u>305</u>	<u>17,532</u>	<u>26,087</u>
<b>Liabilities:</b>				
Current and other liabilities	736	232	14,342	15,310
Due to Primary Government	-	50	-	50
Long-term liabilities	-	182	-	182
Total liabilities	<u>736</u>	<u>464</u>	<u>14,342</u>	<u>15,542</u>
<b>Net assets:</b>				
Invested in capital assets	1,974	178	1,044	3,196
Restricted for other purposes	71	-	-	71
Unrestricted	5,469	(337)	2,146	7,278
Total net assets	<u>\$ 7,514</u>	<u>\$ (159)</u>	<u>\$ 3,190</u>	<u>\$ 10,545</u>

<b>Condensed Statement of Activities</b>				
(Amounts in 000's)				
	<b>ARC Industries</b>	<b>Veterans Memorial Hall</b>	<b>Stadium and Team</b>	<b>Total</b>
<b>Expenses:</b>				
	\$ 8,155	\$ 2,537	\$ 4,879	\$ 15,571
<b>Program revenues:</b>				
Charges for services	6,996	2,491	4,496	13,983
Operating grants and contributions	1,574	-	-	1,574
	<u>8,570</u>	<u>2,491</u>	<u>4,496</u>	<u>15,557</u>
<b>Net program revenues (expenses)</b>	415	(46)	(383)	(14)
<b>Other general revenues (loss)<sup>1</sup>:</b>	(656)	-	(572)	(1,228)
Change in net assets	(241)	(46)	(955)	(1,242)
Net assets - beginning	7,755	(113)	4,145	11,787
<b>Net assets - ending</b>	<u>\$ 7,514</u>	<u>\$ (159)</u>	<u>\$ 3,190</u>	<u>\$ 10,545</u>

<sup>1</sup>Unrestricted investment loss

**FRANKLIN COUNTY, OHIO**  
*Notes to the Basic Financial Statements*  
*For the Year Ended December 31, 2008*

**Note 19 – Joint Ventures**

Franklin County and the City of Columbus (the City) participate in the following four joint ventures.

***Columbus Regional Airport Authority (CRAA)*** Through an agreement effective January 1, 2003, the operations of the Columbus Municipal Airport Authority, created by the City in 1990, and the Rickenbacker Port Authority, created by the County in 1979, were united. The new entity was titled the Columbus Regional Airport Authority, an independent special purpose political subdivision. The County agreed to contribute \$4,338,000 per year for ten years to facilitate the consolidated operations. The annual contribution was provided in 2008. Complete financial statements can be obtained from the Columbus Regional Airport Authority, 4800 International Gateway, Columbus, Ohio 43219.

***Columbus/Franklin County Affordable Housing Trust Corporation (AHT)*** The AHT is a nonprofit corporation created in 2000 to promote home ownership and affordable rental housing opportunities in the County and City. The AHT Board is appointed jointly by the Franklin County Board of Commissioners and the Mayor of the City of Columbus, and receives annual support from the County and City, including \$2,444,000 from the County in 2008. AHT will receive annual funding from the County as long as the current agreement continues. Complete financial statements may be obtained from AHT at 1260 East Broad Street, Columbus, Ohio 43205.

***Franklin Park Conservatory Joint Recreation District (Conservatory District)*** The Conservatory District was created in 1990 pursuant to the authority contained in ORC Section 755.14 (B), and is dedicated to the promotion of environmental appreciation and ecological awareness. There is an ongoing financial responsibility on the part of the County and the City, whereby both the County and the City provide annual operating subsidies. The County provided \$650,000 in 2008. Complete financial statements can be obtained from Franklin Park Conservatory Joint Recreation District, 1777 East Broad Street, Columbus, Ohio 43203.

***Columbus-Franklin County Finance Port Authority (Finance Authority)*** The Finance Authority was created in 2006 pursuant to the authority contained in ORC Sections 4582.21 through 4582.59, to serve economic development needs. The County and City have committed to provide subsidies to the Finance Authority. The County provided an annual operating subsidy of \$144,500 in 2008. The County has agreed to provide similar annual operating subsidies for two more years. Audited financial statements for the Finance Authority may be obtained from The Columbus-Franklin County Finance Authority, 150 South Front Street, Suite 200, Columbus, Ohio 43215.



**FRANKLIN COUNTY, OHIO**  
*Notes to the Basic Financial Statements*  
For the Year Ended December 31, 2008

A summary of the financial position for the CRAA, AHT, the Conservatory District and the Finance Authority follows:

<b>Condensed Statement of Net Assets</b>				
(Amounts in 000's)				
	<u>CRAA</u>	<u>AHT</u>	<u>Conservatory District</u>	<u>Finance Authority</u>
<b>Assets:</b>				
Cash, cash equivalents, and investments in segregated accounts	\$ 118,422	\$ 7,562	\$ 224	\$ 297
Other assets	32,000	15,056	10,345	9,087
Capital assets, net of accumulated depreciation	618,849	30	18,637	-
Total assets	<u>769,271</u>	<u>22,648</u>	<u>29,206</u>	<u>9,384</u>
<b>Liabilities:</b>				
Current liabilities	58,711	128	3,125	579
Noncurrent liabilities	114,071	30	6,922	5,256
Total liabilities	<u>172,782</u>	<u>158</u>	<u>10,047</u>	<u>5,835</u>
<b>Net assets:</b>				
Invested in capital assets, net of related debt	479,012	30	11,803	-
Restricted for other purposes	41,883	20,932	7,885	2,625
Unrestricted	75,594	1,528	(529)	924
Total net assets	<u>\$ 596,489</u>	<u>\$ 22,490</u>	<u>\$ 19,159</u>	<u>\$ 3,549</u>

**Note 20 – Related Organizations and Other Agreements**

***Housing of City Prisoners*** Under the terms of an agreement between the County and the City, the County provides housing and medical treatment to persons incarcerated under City ordinances. For this service, the City has agreed to pay its proportionate share of the jail's costs. During 2008, the General Fund realized revenue of \$6,634,000 under this agreement.

***Central Ohio Workforce Investment Corporation*** The Franklin County Department of Job and Family Services (FCDJFS) provides workforce development services for the Central Ohio Workforce Investment Corporation (COWIC) established pursuant to the Workforce Investment Act of 1998. A board of directors separate from FCDJFS heads the COWIC.

***Columbus Metropolitan Library*** The Commissioners are responsible for a majority of the board appointments for the Columbus Metropolitan Library. The County has no further accountability or oversight for the library's operation.

***Columbus Metropolitan Housing Authority*** The County and the City jointly formed the Columbus Metropolitan Housing Authority (CMHA). CMHA is a separate body from the City and the County, with no oversight or accountability by the County for CMHA's management or operations.

***Columbus and Franklin County Metropolitan Park District*** The Columbus and Franklin County Metropolitan Park District (Metro Parks) was organized under ORC Chapter 1545. Metro Parks is a separate political subdivision and is governed by a three-member Board of Park Commissioners, appointed in a non-authoritative manner by the Franklin County Probate Judge. The Board of Park Commissioners adopts the annual budget. Metro Parks' operations are autonomous.

***Franklin County Family and Children First Council*** The operation of the Franklin County Family and Children First Council is controlled by an oversight committee. The chair of the County Commissioners

**FRANKLIN COUNTY, OHIO**  
*Notes to the Basic Financial Statements*  
*For the Year Ended December 31, 2008*

serves on the committee. The Franklin County Educational Service Center is the administrative and fiscal agent for the Council.

***Franklin County Convention Facilities Authority*** The Commissioners appoint a majority of the board members of the Franklin County Convention Facilities Authority (CFA) but have no further accountability for it. The CFA is a separate and distinct legal entity. Neither the County nor the City is responsible for the operation of CFA or of the Greater Columbus Convention Center (Convention Center).

The CFA issued lease revenue bonds in 1990 to finance the construction of the Convention Center. Several bond issues have been completed since that date through which tax and lease revenue anticipation bonds were used to refund and refinance portions of the original and subsequent issues, and to fund an expansion of the facility in 1997 and renovations to Battelle Hall in 2007. The total amount of these revenue bonds outstanding as of December 31, 2008, was \$170,000,000 net of premiums and discounts of \$1,100,000, or a gross amount of \$171,100,000.

The bond issues and the facility were made possible through a lease/sub-lease agreement whereby the County and the City lease the facility from CFA and concurrently sub-lease it back to CFA. The lease rent charged by CFA equals the annual debt service amount, with each party paying an amount equal to one half the amount of the debt service on the revenue bonds. The amount appropriated in 2008 was \$5,800,000 with expenditures on a GAAP basis calculated to be \$7,000,000. The sub-lease rent charged by the County and the City also equals the annual debt service amount, and is expected to be paid from hotel/motel tax revenues. The County, at its discretion and without incurring any penalty or further liability, may cancel the lease by not appropriating funds for the lease payment. The terms of the agreement provide many alternative plans for payment of the debt service in the event that the hotel/motel tax revenues prove insufficient. The County considers it highly unlikely that it will ever be faced with meeting CFA's debt service. The Convention Center Lease special revenue fund records the lease and sub-lease payments made and received by the County.

***New Albany Community Authority District Board of Trustees*** The Commissioners are responsible for a majority of the board appointments for the New Albany Community Authority District Board of Trustees. The County has no further accountability for this organization.

***Pinnacle Community Infrastructure Financing Authority Board of Trustees*** The Commissioners are responsible for a majority of the board appointments for the Pinnacle Community Infrastructure Financing Authority Board of Trustees. The County has no further accountability for this organization.

***Central Ohio Community Improvement Corporation*** The Commissioners are responsible for the appointments of two of the seven trustees for the Central Ohio Community Improvement Corporation. In addition, the Treasurer makes one appointment. The County has no further accountability for this organization.

***Friends of the Shelter*** Friends of the Shelter is a not-for-profit organization with a self-appointing board. Money raised by Friends of the Shelter supports various programs at the Franklin County Animal Shelter. The amount of funding is immaterial to the Dog and Kennel special revenue fund. The County is not financially accountable for the organization, nor does the County approve the organization's budget.

## **Note 21 – Subsequent Events**

On February 19, 2009, the County issued general obligation bonds in the amount of \$62,175,000. \$20,000,000 will be used for certain improvements for the Franklin County Government Center, including an underground pedestrian walkway, an underground utility corridor and heating and cooling facilities,

**FRANKLIN COUNTY, OHIO**  
*Notes to the Basic Financial Statements*  
*For the Year Ended December 31, 2008*

renovations to improve security of the building and connected areas, and the installation of an adjacent entry pavilion. The remainder will be used for the purpose of refunding the outstanding principal amount of the County's Series 1993 Refunding Bonds maturing December 1, 2020, and to pay the costs of issuance of the Bonds.

On March 12, 2009, the County issued a taxable special obligation bond anticipation note in the amount of \$15,000,000 for the purpose of retiring the Series 2008 Stadium Facility Project Notes. Huntington Investment Company, a party with a vested interest in the Huntington Park stadium project, held the old notes and purchased the new note. Huntington National Bank has entered into a sponsorship agreement with the Stadium and Team, whereby in exchange for stadium naming rights, the bank will provide \$9,000,000 over twenty years.

On March 17, 2009, the Commissioners authorized an extension of the interfund loan from the General Fund to the Stadium Construction capital project fund. The loan was scheduled to be repaid by March 13, 2009; that date was extended until April 16, 2010.

On April 22, 2009, the County issued general obligation energy conservation notes in the amount of \$22,600,000 in anticipation of the issuance of bonds for the purpose of renovating, improving, installing, furnishing, and equipping County buildings with measures to increase the energy efficiency of such buildings. Based on the results of an energy conservation study, the County anticipates utility cost savings averaging over \$2,400,000 per year over a twenty-year period.

In April 2009, the County entered into a Memorandum of Understanding with the City of Columbus and the CFA to describe the current plans and proposals for funding a new hotel to be owned and financed by the CFA. Subject to a determination of financial feasibility and acceptable bond market conditions, the CFA will issue bonds to finance the hotel project and the County will provide credit support for the issuance of these bonds through an annual "subject to appropriation" guarantee of debt service. The County intends to establish a reserve for their use in meeting any debt service obligations resulting from this guarantee.

(THIS PAGE INTENTIONALLY LEFT BLANK)

**COMBINING AND INDIVIDUAL FUND  
STATEMENTS AND SCHEDULES**

## **NONMAJOR GOVERNMENTAL FUNDS**

### **NONMAJOR SPECIAL REVENUE FUNDS**

The special revenue funds are used to account for proceeds of specific revenue sources (other than debt service, capital projects, or enterprise funds) that are legally restricted to expenditure for specified purposes. A description of the nonmajor special revenue funds follows:

Motor Vehicle and Gasoline Tax – This fund accounts for revenue derived from taxes of gasoline and motor vehicle licenses. State law restricts expenditure of these funds to road and bridge maintenance and construction.

Senior Services – This fund accounts for the property taxes and grants spent for programs and services benefiting senior citizens.

Zoological Park – This fund accounts for the property taxes for the Columbus Zoo.

Child Support Enforcement – This fund accounts for the administration of the collection and distribution of voluntary and court-ordered child support payments.

Real Estate Assessment – This fund accounts for activities related to the appraisal of real property for tax purposes, and periodic county-wide revaluation. Funding is provided through charges to the various political subdivisions during the distribution of their property tax revenue.

Additional special revenue funds are listed below:

- Convention Center Lease
- Domestic and Juvenile Court Grants
- Dog and Kennel
- Homeland Security and Justice Programs
- Certificate of Title Administration
- Economic Development and Planning
- Adult Probation and Community Corrections
- Wireless Enhanced 9-1-1
- Emergency Management Agency
- Other Special Revenue Funds

### **NONMAJOR DEBT SERVICE FUNDS**

The debt service funds are used to account for the accumulation of governmental resources and payment of principal and interest on long-term debt. Debt service funds are as follows:

- General Bond Retirement
- Maryhaven Debt Service
- Stadium Debt Service

### **NONMAJOR CAPITAL PROJECTS FUNDS**

The capital projects funds are used to account for the financial resources used for the acquisition, construction or renovation of facilities (other than those financed by the enterprise funds). Following are descriptions of the nonmajor capital project funds:

Stadium Construction – This fund accounts for land acquisition and construction of a new baseball stadium.

New Building Construction – This fund accounts for land acquisition and construction of a new court building.

Animal Shelter Construction – This fund accounts for the construction of an addition to the current County Animal Shelter.

Road Projects-2007 Bonds – This fund accounts for construction costs associated with improving certain intersections and roads in the County. These costs are financed by bonded debt.

Other Capital Projects – This fund accounts for miscellaneous capital projects.

# FRANKLIN COUNTY, OHIO

Combining Balance Sheet  
 Nonmajor Governmental Funds  
 December 31, 2008  
 (Amounts in the 000's)

	Nonmajor Special Revenue Funds	Nonmajor Debt Service Funds	Nonmajor Capital Projects Funds	Total
<b>Assets:</b>				
Equity with County Treasurer	\$ 75,502	\$ 2,621	\$ 102,797	\$ 180,920
Cash and investments in segregated accounts	2,341	-	-	2,341
Property taxes receivable, net	44,265	-	-	44,265
Accounts receivable	1,273	-	-	1,273
Accrued interest receivable	-	-	547	547
Due from other funds	154	-	-	154
Due from other governments	22,138	-	1,868	24,006
Notes receivable	-	11,375	-	11,375
Leases receivable	-	2,537	-	2,537
Loans receivable, net	2,649	-	-	2,649
Inventories	2,643	-	-	2,643
<b>Total assets</b>	<b>\$ 150,965</b>	<b>\$ 16,533</b>	<b>\$ 105,212</b>	<b>\$ 272,710</b>
<b>Liabilities and fund balances:</b>				
Liabilities:				
Accrued wages	\$ 3,086	\$ -	\$ -	\$ 3,086
Accounts payable	6,289	-	1,787	8,076
Matured bonds and interest payable	-	676	-	676
Due to other funds	356	-	-	356
Deferred revenue	18,958	2,537	1,227	22,722
Unearned revenue	46,974	-	-	46,974
Advances from other funds	1,906	-	10,300	12,206
<b>Total liabilities</b>	<b>77,569</b>	<b>3,213</b>	<b>13,314</b>	<b>94,096</b>
Fund balances:				
Reserved for notes receivable	-	11,375	-	11,375
Reserved for inventories	2,643	-	-	2,643
Unreserved, reported in:				
Special revenue funds	70,753	-	-	70,753
Debt service funds	-	1,945	-	1,945
Capital projects funds	-	-	91,898	91,898
<b>Total fund balances</b>	<b>73,396</b>	<b>13,320</b>	<b>91,898</b>	<b>178,614</b>
<b>Total liabilities and fund balances</b>	<b>\$ 150,965</b>	<b>\$ 16,533</b>	<b>\$ 105,212</b>	<b>\$ 272,710</b>

# FRANKLIN COUNTY, OHIO

Combining Balance Sheet  
 Nonmajor Special Revenue Funds  
 December 31, 2008  
 (Amounts in the 000's)

	<b>Motor Vehicle and Gasoline Tax</b>	<b>Senior Services</b>	<b>Zoological Park</b>	<b>Child Support Enforcement</b>
<b>Assets:</b>				
Equity with County Treasurer	\$ 6,294	\$ 9,598	\$ 757	\$ 2,391
Cash and investments in segregated accounts	-	-	-	-
Property taxes receivable, net	-	25,322	18,943	-
Accounts receivable	383	114	-	-
Due from other funds	-	97	-	-
Due from other governments	16,124	1,540	1,149	-
Loans receivable, net	-	-	-	-
Inventories	2,506	2	-	22
<b>Total assets</b>	<b>\$ 25,307</b>	<b>\$ 36,673</b>	<b>\$ 20,849</b>	<b>\$ 2,413</b>
<b>Liabilities and fund balances:</b>				
Liabilities:				
Accrued wages	\$ 829	\$ 287	\$ -	\$ 716
Accounts payable	762	1,801	638	45
Due to other funds	-	6	-	185
Deferred revenue	12,273	3,092	2,300	-
Unearned revenue	-	24,030	17,911	1,417
Advances from other funds	-	-	-	-
<b>Total liabilities</b>	<b>13,864</b>	<b>29,216</b>	<b>20,849</b>	<b>2,363</b>
Fund balances:				
Reserved for inventories	2,506	2	-	22
Unreserved	8,937	7,455	-	28
<b>Total fund balances</b>	<b>11,443</b>	<b>7,457</b>	<b>-</b>	<b>50</b>
<b>Total liabilities and fund balances</b>	<b>\$ 25,307</b>	<b>\$ 36,673</b>	<b>\$ 20,849</b>	<b>\$ 2,413</b>

(Continued on next page)



**FRANKLIN COUNTY, OHIO**

Combining Balance Sheet  
 Nonmajor Special Revenue Funds  
 December 31, 2008  
 (Amounts in the 000's)

	<u>Real Estate Assessment</u>	<u>Convention Center Lease</u>	<u>Domestic and Juvenile Court Grants</u>	<u>Dog and Kennel</u>
<b>Assets:</b>				
Equity with County Treasurer	\$ 11,056	\$ -	\$ 3,852	\$ 898
Cash and investments in segregated accounts	-	-	-	-
Property taxes receivable, net	-	-	-	-
Accounts receivable	-	-	-	4
Due from other funds	-	-	-	-
Due from other governments	-	-	186	-
Loans receivable, net	-	-	-	-
Inventories	12	-	-	47
<b>Total assets</b>	<b>\$ 11,068</b>	<b>\$ -</b>	<b>\$ 4,038</b>	<b>\$ 949</b>
<b>Liabilities and fund balances:</b>				
Liabilities:				
Accrued wages	\$ 334	\$ -	\$ 111	\$ 164
Accounts payable	177	-	234	135
Due to other funds	7	-	-	72
Deferred revenue	-	-	91	-
Unearned revenue	-	-	137	-
Advances from other funds	-	-	58	-
<b>Total liabilities</b>	<b>518</b>	<b>-</b>	<b>631</b>	<b>371</b>
Fund balances:				
Reserved for inventories	12	-	-	47
Unreserved	10,538	-	3,407	531
<b>Total fund balances</b>	<b>10,550</b>	<b>-</b>	<b>3,407</b>	<b>578</b>
<b>Total liabilities and fund balances</b>	<b>\$ 11,068</b>	<b>\$ -</b>	<b>\$ 4,038</b>	<b>\$ 949</b>

(Continued on next page)

# FRANKLIN COUNTY, OHIO

Combining Balance Sheet  
 Nonmajor Special Revenue Funds  
 December 31, 2008  
 (Amounts in the 000's)

	<u>Homeland Security and Justice Programs</u>	<u>Certificate of Title Administration</u>	<u>Economic Development and Planning</u>	<u>Adult Probation and Community Corrections</u>
<b>Assets:</b>				
Equity with County Treasurer	\$ 2,213	\$ 3,116	\$ 999	\$ 1,141
Cash and investments in segregated accounts	-	4	-	-
Property taxes receivable, net	-	-	-	-
Accounts receivable	-	555	-	10
Due from other funds	-	-	-	-
Due from other governments	1,299	-	665	-
Loans receivable, net	-	-	2,649	-
Inventories	-	13	-	-
<b>Total assets</b>	<b><u>\$ 3,512</u></b>	<b><u>\$ 3,688</u></b>	<b><u>\$ 4,313</u></b>	<b><u>\$ 1,151</u></b>
<b>Liabilities and fund balances:</b>				
Liabilities:				
Accrued wages	\$ 26	\$ 217	\$ 13	\$ 106
Accounts payable	1,138	8	652	9
Due to other funds	80	3	-	-
Deferred revenue	774	-	-	-
Unearned revenue	830	-	2,649	-
Advances from other funds	1,438	-	-	-
<b>Total liabilities</b>	<b><u>4,286</u></b>	<b><u>228</u></b>	<b><u>3,314</u></b>	<b><u>115</u></b>
Fund balances:				
Reserved for inventories	-	13	-	-
Unreserved	(774)	3,447	999	1,036
<b>Total fund balances</b>	<b><u>(774)</u></b>	<b><u>3,460</u></b>	<b><u>999</u></b>	<b><u>1,036</u></b>
<b>Total liabilities and fund balances</b>	<b><u>\$ 3,512</u></b>	<b><u>\$ 3,688</u></b>	<b><u>\$ 4,313</u></b>	<b><u>\$ 1,151</u></b>

(Continued on next page)

**FRANKLIN COUNTY, OHIO**

Combining Balance Sheet

Nonmajor Special Revenue Funds

December 31, 2008

(Amounts in the 000's)

	<u>Wireless Enhanced 9-1-1</u>	<u>Emergency Management Agency</u>	<u>Other Special Revenue</u>	<u>Total</u>
<b>Assets:</b>				
Equity with County Treasurer	\$ 5,698	\$ 961	\$ 26,528	\$ 75,502
Cash and investments in segregated accounts	-	-	2,337	2,341
Property taxes receivable, net	-	-	-	44,265
Accounts receivable	-	-	207	1,273
Due from other funds	-	-	57	154
Due from other governments	968	7	200	22,138
Loans receivable, net	-	-	-	2,649
Inventories	-	8	33	2,643
<b>Total assets</b>	<b><u>\$ 6,666</u></b>	<b><u>\$ 976</u></b>	<b><u>\$ 29,362</u></b>	<b><u>\$ 150,965</u></b>
<b>Liabilities and fund balances:</b>				
Liabilities:				
Accrued wages	\$ -	\$ 43	\$ 240	\$ 3,086
Accounts payable	212	80	398	6,289
Due to other funds	-	3	-	356
Deferred revenue	392	-	36	18,958
Unearned revenue	-	-	-	46,974
Advances from other funds	-	145	265	1,906
<b>Total liabilities</b>	<b><u>604</u></b>	<b><u>271</u></b>	<b><u>939</u></b>	<b><u>77,569</u></b>
Fund balances:				
Reserved for inventories	-	8	33	2,643
Unreserved	6,062	697	28,390	70,753
<b>Total fund balances</b>	<b><u>6,062</u></b>	<b><u>705</u></b>	<b><u>28,423</u></b>	<b><u>73,396</u></b>
<b>Total liabilities and fund balances</b>	<b><u>\$ 6,666</u></b>	<b><u>\$ 976</u></b>	<b><u>\$ 29,362</u></b>	<b><u>\$ 150,965</u></b>

**FRANKLIN COUNTY, OHIO**

Combining Balance Sheet  
 Nonmajor Debt Service Fund  
 December 31, 2008  
 (Amounts in the 000's)

	<u>General Bond Retirement</u>	<u>Maryhaven Debt Service</u>	<u>Stadium Debt Service</u>	<u>Total</u>
<b>Assets:</b>				
Equity with County Treasurer	\$ 676	\$ 29	\$ 1,916	\$ 2,621
Cash and investments in				
Notes receivable	11,375	-	-	11,375
Leases receivable	-	2,537	-	2,537
<b>Total assets</b>	<b><u>\$ 12,051</u></b>	<b><u>\$ 2,566</u></b>	<b><u>\$ 1,916</u></b>	<b><u>\$ 16,533</u></b>
<b>Liabilities and fund balances:</b>				
Liabilities:				
Matured bonds and interest payable	\$ 676	\$ -	\$ -	\$ 676
Deferred revenue	-	2,537	-	2,537
<b>Total liabilities</b>	<b><u>676</u></b>	<b><u>2,537</u></b>	<b><u>-</u></b>	<b><u>3,213</u></b>
Fund balances:				
Reserved for notes receivable	11,375	-	-	11,375
Unreserved	-	29	1,916	1,945
<b>Total fund balance</b>	<b><u>11,375</u></b>	<b><u>29</u></b>	<b><u>1,916</u></b>	<b><u>13,320</u></b>
<b>Total liabilities and fund balance</b>	<b><u>\$ 12,051</u></b>	<b><u>\$ 2,566</u></b>	<b><u>\$ 1,916</u></b>	<b><u>\$ 16,533</u></b>

# FRANKLIN COUNTY, OHIO

Combining Balance Sheet  
Nonmajor Capital Projects Funds  
December 31, 2008  
(Amounts in the 000's)

---

	<u>Stadium Construction</u>	<u>New Building Construction</u>	<u>Animal Shelter Construction</u>
<b>Assets:</b>			
Equity with County Treasurer	\$ 7,053	\$ 81,911	\$ 7,227
Accrued interest receivable	3	474	45
Due from other governments	1,868	-	-
<b>Total assets</b>	<b><u>\$ 8,924</u></b>	<b><u>\$ 82,385</u></b>	<b><u>\$ 7,272</u></b>
<b>Liabilities and fund balances:</b>			
Liabilities:			
Accounts payable	\$ 477	\$ 1,150	\$ 119
Deferred revenue	1,059	146	14
Advances from other funds	10,300	-	-
<b>Total liabilities</b>	<b><u>11,836</u></b>	<b><u>1,296</u></b>	<b><u>133</u></b>
Fund balances:			
Unreserved	<u>(2,912)</u>	<u>81,089</u>	<u>7,139</u>
<b>Total fund balances</b>	<b><u>(2,912)</u></b>	<b><u>81,089</u></b>	<b><u>7,139</u></b>
<b>Total liabilities and fund balances</b>	<b><u>\$ 8,924</u></b>	<b><u>\$ 82,385</u></b>	<b><u>\$ 7,272</u></b>

(Continued on next page)

**FRANKLIN COUNTY, OHIO**

Combining Balance Sheet  
Nonmajor Capital Projects Funds  
December 31, 2008  
(Amounts in the 000's)

---

	<b>Road Projects - 2007 Bonds</b>	<b>Other Capital Projects</b>	<b>Total</b>
<b>Assets:</b>			
Equity with County Treasurer	\$ 4,013	\$ 2,593	\$ 102,797
Accrued interest receivable	25	-	547
Due from other governments	-	-	1,868
<b>Total assets</b>	<b><u>\$ 4,038</u></b>	<b><u>\$ 2,593</u></b>	<b><u>\$ 105,212</u></b>
<b>Liabilities and fund balances:</b>			
Liabilities:			
Accounts payable	\$ 41	\$ -	\$ 1,787
Deferred revenue	8	-	1,227
Advances from other funds	-	-	10,300
<b>Total liabilities</b>	<b><u>49</u></b>	<b><u>-</u></b>	<b><u>13,314</u></b>
Fund balances:			
Unreserved	<u>3,989</u>	<u>2,593</u>	<u>91,898</u>
<b>Total fund balances</b>	<b><u>3,989</u></b>	<b><u>2,593</u></b>	<b><u>91,898</u></b>
<b>Total liabilities and fund balances</b>	<b><u>\$ 4,038</u></b>	<b><u>\$ 2,593</u></b>	<b><u>\$ 105,212</u></b>

## FRANKLIN COUNTY, OHIO

Combining Statement of Revenues, Expenditures and Changes in Fund Balances  
 Nonmajor Governmental Funds  
 Year Ended December 31, 2008  
 (Amounts in 000's)

	<b>Nonmajor Special Revenue Funds</b>	<b>Nonmajor Debt Service Funds</b>	<b>Nonmajor Capital Projects Funds</b>	<b>Total</b>
<b>Revenues:</b>				
Property taxes	\$ 38,872	\$ -	\$ -	\$ 38,872
Licenses and permits	1,672	-	-	1,672
Fees and charges for services	24,694	-	-	24,694
Fines and forfeitures	1,814	-	-	1,814
Intergovernmental	73,356	-	4,421	77,777
Investment income	391	1	4,366	4,758
Other	12,658	1,761	4,813	19,232
<b>Total revenues</b>	<b>153,457</b>	<b>1,762</b>	<b>13,600</b>	<b>168,819</b>
<b>Expenditures:</b>				
Current:				
General government	28,057	-	-	28,057
Judicial	2,585	-	-	2,585
Public safety	18,636	-	-	18,636
Human services	46,875	-	-	46,875
Public works	38,090	-	-	38,090
Conservation and recreation	19,395	-	-	19,395
Community development	1,734	-	-	1,734
Capital outlays	-	-	61,898	61,898
Debt service:				
Principal retirement	102	25,090	-	25,192
Interest charges	-	13,583	-	13,583
Bond issuance cost	-	30	-	30
Intergovernmental grants	7,554	-	-	7,554
<b>Total expenditures</b>	<b>163,028</b>	<b>38,703</b>	<b>61,898</b>	<b>263,629</b>
<b>Excess (deficiency) of revenues over (under) expenditures</b>	<b>(9,571)</b>	<b>(36,941)</b>	<b>(48,298)</b>	<b>(94,810)</b>
<b>Other financing sources (uses):</b>				
Transfers in	4,879	18,959	-	23,838
Transfers out	(1,183)	-	-	(1,183)
Proceeds of notes	-	15,000	-	15,000
Proceeds of loans	2,469	-	-	2,469
Premium on issuance of debt	-	21	-	21
Sale of capital assets	94	-	-	94
<b>Total other financing sources (uses)</b>	<b>6,259</b>	<b>33,980</b>	<b>-</b>	<b>40,239</b>
<b>Net change in fund balances</b>	<b>(3,312)</b>	<b>(2,961)</b>	<b>(48,298)</b>	<b>(54,571)</b>
Fund balances - beginning	76,708	16,281	140,196	233,185
<b>Fund balances - ending</b>	<b>\$ 73,396</b>	<b>\$ 13,320</b>	<b>\$ 91,898</b>	<b>\$ 178,614</b>

## FRANKLIN COUNTY, OHIO

Combining Statement of Revenues, Expenditures and Changes in Fund Balances

Nonmajor Special Revenue Funds

Year Ended December 31, 2008

(Amounts in 000's)

	<b>Motor Vehicle and Gasoline Tax</b>	<b>Senior Services</b>	<b>Zoological Park</b>	<b>Child Support Enforcement</b>
<b>Revenues:</b>				
Property taxes	\$ -	\$ 22,298	\$ 16,574	\$ -
Licenses and permits	10	-	-	-
Fees and charges for services	20	907	-	3,148
Fines and forfeitures	738	-	-	-
Intergovernmental	33,008	5,486	3,053	13,893
Investment income	193	-	-	-
Other	3,645	22	-	458
<b>Total revenues</b>	<b>37,614</b>	<b>28,713</b>	<b>19,627</b>	<b>17,499</b>
<b>Expenditures:</b>				
Current:				
General government	-	-	-	-
Judicial	-	-	-	-
Public safety	-	-	-	-
Human services	-	28,119	-	17,449
Public works	36,975	-	-	-
Conservation and recreation	-	-	19,395	-
Community development	-	-	-	-
Debt service:				
Principal retirement	102	-	-	-
Intergovernmental grants	-	154	-	-
<b>Total expenditures</b>	<b>37,077</b>	<b>28,273</b>	<b>19,395</b>	<b>17,449</b>
<b>Excess (deficiency) of revenues over (under) expenditures</b>	<b>537</b>	<b>440</b>	<b>232</b>	<b>50</b>
<b>Other financing sources (uses):</b>				
Transfers in	-	-	-	-
Transfers out	(944)	-	(232)	-
Proceeds of loans	2,469	-	-	-
Sale of capital assets	46	-	-	-
<b>Total other financing sources (uses)</b>	<b>1,571</b>	<b>-</b>	<b>(232)</b>	<b>-</b>
<b>Net change in fund balances</b>	<b>2,108</b>	<b>440</b>	<b>-</b>	<b>50</b>
Fund balances - beginning	9,335	7,017	-	-
<b>Fund balances - ending</b>	<b>\$ 11,443</b>	<b>\$ 7,457</b>	<b>\$ -</b>	<b>\$ 50</b>

(Continued on next page)



## FRANKLIN COUNTY, OHIO

Combining Statement of Revenues, Expenditures and Changes in Fund Balances

Nonmajor Special Revenue Funds

Year Ended December 31, 2008

(Amounts in 000's)

	Real Estate Assessment	Convention Center Lease	Domestic and Juvenile Court Grants	Dog and Kennel
<b>Revenues:</b>				
Property taxes	\$ -	\$ -	\$ -	\$ -
Licenses and permits	-	-	-	1,497
Fees and charges for services	7,044	-	-	335
Fines and forfeitures	-	-	-	262
Intergovernmental	-	-	2,141	-
Investment income	-	-	-	-
Other	1	7,009	-	64
<b>Total revenues</b>	<b>7,045</b>	<b>7,009</b>	<b>2,141</b>	<b>2,158</b>
<b>Expenditures:</b>				
Current:				
General government	12,921	7,009	-	-
Judicial	-	-	47	-
Public safety	-	-	4,703	4,751
Human services	-	-	27	-
Public works	-	-	-	-
Conservation and recreation	-	-	-	-
Community development	-	-	-	-
Debt service:				
Principal retirement	-	-	-	-
Intergovernmental grants	-	-	-	-
<b>Total expenditures</b>	<b>12,921</b>	<b>7,009</b>	<b>4,777</b>	<b>4,751</b>
<b>Excess (deficiency) of revenues over (under) expenditures</b>	<b>(5,876)</b>	<b>-</b>	<b>(2,636)</b>	<b>(2,593)</b>
<b>Other financing sources (uses):</b>				
Transfers in	-	-	-	3,044
Transfers out	-	-	-	-
Proceeds of loans	-	-	-	-
Sale of capital assets	20	-	-	23
<b>Total other financing sources (uses)</b>	<b>20</b>	<b>-</b>	<b>-</b>	<b>3,067</b>
<b>Net change in fund balances</b>	<b>(5,856)</b>	<b>-</b>	<b>(2,636)</b>	<b>474</b>
Fund balances - beginning	16,406	-	6,043	104
<b>Fund balances - ending</b>	<b>\$ 10,550</b>	<b>\$ -</b>	<b>\$ 3,407</b>	<b>\$ 578</b>

(Continued on next page)

## FRANKLIN COUNTY, OHIO

Combining Statement of Revenues, Expenditures and Changes in Fund Balances

Nonmajor Special Revenue Funds

Year Ended December 31, 2008

(Amounts in 000's)

	<b>Homeland Security and Justice Programs</b>	<b>Certificate of Title Administration</b>	<b>Economic Development and Planning</b>	<b>Adult Probation and Community Corrections</b>
<b>Revenues:</b>				
Property taxes	\$ -	\$ -	\$ -	\$ -
Licenses and permits	-	-	-	-
Fees and charges for services	-	4,069	132	163
Fines and forfeitures	-	-	-	-
Intergovernmental	5,449	-	2,878	1,906
Investment income	43	-	-	-
Other	-	11	-	3
<b>Total revenues</b>	<b>5,492</b>	<b>4,080</b>	<b>3,010</b>	<b>2,072</b>
<b>Expenditures:</b>				
Current:				
General government	-	4,516	-	-
Judicial	-	-	-	-
Public safety	1,110	-	-	2,077
Human services	-	-	-	-
Public works	-	-	-	-
Conservation and recreation	-	-	-	-
Community development	-	-	1,734	-
Debt service:				
Principal retirement	-	-	-	-
Intergovernmental grants	3,459	-	1,779	-
<b>Total expenditures</b>	<b>4,569</b>	<b>4,516</b>	<b>3,513</b>	<b>2,077</b>
<b>Excess (deficiency) of revenues over (under) expenditures</b>	<b>923</b>	<b>(436)</b>	<b>(503)</b>	<b>(5)</b>
<b>Other financing sources (uses):</b>				
Transfers in	265	-	465	-
Transfers out	-	-	-	-
Proceeds of loans	-	-	-	-
Sale of capital assets	-	1	-	-
<b>Total other financing sources (uses)</b>	<b>265</b>	<b>1</b>	<b>465</b>	<b>-</b>
<b>Net change in fund balances</b>	<b>1,188</b>	<b>(435)</b>	<b>(38)</b>	<b>(5)</b>
Fund balances - beginning	(1,962)	3,895	1,037	1,041
<b>Fund balances - ending</b>	<b>\$ (774)</b>	<b>\$ 3,460</b>	<b>\$ 999</b>	<b>\$ 1,036</b>

(Continued on next page)

**FRANKLIN COUNTY, OHIO**

Combining Statement of Revenues, Expenditures and Changes in Fund Balances

Nonmajor Special Revenue Funds

Year Ended December 31, 2008

(Amounts in 000's)

	<b>Wireless Enhanced 9-1-1</b>	<b>Emergency Management Agency</b>	<b>Other Special Revenue</b>	<b>Total</b>
<b>Revenues:</b>				
Property taxes	\$ -	\$ -	\$ -	\$ 38,872
Licenses and permits	-	-	165	1,672
Fees and charges for services	-	793	8,083	24,694
Fines and forfeitures	-	-	814	1,814
Intergovernmental	2,825	894	1,823	73,356
Investment income	-	-	155	391
Other	-	-	1,445	12,658
<b>Total revenues</b>	<b>2,825</b>	<b>1,687</b>	<b>12,485</b>	<b>153,457</b>
<b>Expenditures:</b>				
Current:				
General government	-	-	3,611	28,057
Judicial	-	-	2,538	2,585
Public safety	333	1,218	4,444	18,636
Human services	-	-	1,280	46,875
Public works	-	-	1,115	38,090
Conservation and recreation	-	-	-	19,395
Community development	-	-	-	1,734
Debt service:				
Principal retirement	-	-	-	102
Intergovernmental grants	1,728	384	50	7,554
<b>Total expenditures</b>	<b>2,061</b>	<b>1,602</b>	<b>13,038</b>	<b>163,028</b>
<b>Excess (deficiency) of revenues over (under) expenditures</b>	<b>764</b>	<b>85</b>	<b>(553)</b>	<b>(9,571)</b>
<b>Other financing sources (uses):</b>				
Transfers in	-	-	1,105	4,879
Transfers out	-	-	(7)	(1,183)
Proceeds of loans	-	-	-	2,469
Sale of capital assets	-	4	-	94
<b>Total other financing sources (uses)</b>	<b>-</b>	<b>4</b>	<b>1,098</b>	<b>6,259</b>
<b>Net change in fund balances</b>	<b>764</b>	<b>89</b>	<b>545</b>	<b>(3,312)</b>
Fund balances - beginning	5,298	616	27,878	76,708
<b>Fund balances - ending</b>	<b>\$ 6,062</b>	<b>\$ 705</b>	<b>\$ 28,423</b>	<b>\$ 73,396</b>

## FRANKLIN COUNTY, OHIO

Combining Statement of Revenues, Expenditures, and Changes in Fund Balance  
 Nonmajor Debt Service Funds  
 Year Ended December 31, 2008  
 (Amounts in 000's)

	<u>General Bond Retirement</u>	<u>Maryhaven Debt Service</u>	<u>Stadium Debt Service</u>	<u>Total</u>
<b>Revenues:</b>				
Investment income	\$ -	\$ -	\$ 1	\$ 1
Other	1,415	346	-	1,761
<b>Total revenues</b>	<b><u>1,415</u></b>	<b><u>346</u></b>	<b><u>1</u></b>	<b><u>1,762</u></b>
<b>Expenditures:</b>				
Debt service:				
Principal retirement	9,880	210	15,000	25,090
Interest charges	11,472	138	1,973	13,583
Bond and note issuance costs	-	-	30	30
<b>Total expenditures</b>	<b><u>21,352</u></b>	<b><u>348</u></b>	<b><u>17,003</u></b>	<b><u>38,703</u></b>
<b>Excess (deficiency) of revenues over (under) expenditures</b>	<b><u>(19,937)</u></b>	<b><u>(2)</u></b>	<b><u>(17,002)</u></b>	<b><u>(36,941)</u></b>
<b>Other financing sources (uses):</b>				
Transfers in	18,959	-	-	18,959
Proceeds of notes	-	-	15,000	15,000
Premium on issuance of notes	-	-	21	21
<b>Total other financing sources (uses)</b>	<b><u>18,959</u></b>	<b><u>-</u></b>	<b><u>15,021</u></b>	<b><u>33,980</u></b>
<b>Net change in fund balance</b>	<b><u>(978)</u></b>	<b><u>(2)</u></b>	<b><u>(1,981)</u></b>	<b><u>(2,961)</u></b>
Fund balance - beginning	12,353	31	3,897	16,281
<b>Fund balance - ending</b>	<b><u>\$ 11,375</u></b>	<b><u>\$ 29</u></b>	<b><u>\$ 1,916</u></b>	<b><u>\$ 13,320</u></b>

# FRANKLIN COUNTY, OHIO

Combining Statement of Revenues, Expenditures and Changes in Fund Balances  
Nonmajor Capital Projects Funds  
Year Ended December 31, 2008  
(Amounts in the 000's)

---

	<u>Stadium Construction</u>	<u>New Building Construction</u>	<u>Animal Shelter Construction</u>
<b>Revenues:</b>			
Intergovernmental	\$ 4,421	\$ -	\$ -
Investment income	258	3,540	372
Other	4,804	9	-
<b>Total revenues</b>	<b><u>9,483</u></b>	<b><u>3,549</u></b>	<b><u>372</u></b>
<b>Expenditures:</b>			
Capital outlays	<u>34,132</u>	<u>23,358</u>	<u>3,131</u>
<b>Total expenditures</b>	<b><u>34,132</u></b>	<b><u>23,358</u></b>	<b><u>3,131</u></b>
<b>Excess (deficiency) of revenues over (under) expenditures</b>	<b><u>(24,649)</u></b>	<b><u>(19,809)</u></b>	<b><u>(2,759)</u></b>
<b>Other financing sources (uses):</b>	<b><u>-</u></b>	<b><u>-</u></b>	<b><u>-</u></b>
<b>Net change in fund balances</b>	<b>(24,649)</b>	<b>(19,809)</b>	<b>(2,759)</b>
Fund balances - beginning	<u>21,737</u>	<u>100,898</u>	<u>9,898</u>
<b>Fund balances - ending</b>	<b><u><u>\$ (2,912)</u></u></b>	<b><u><u>\$ 81,089</u></u></b>	<b><u><u>\$ 7,139</u></u></b>

(Continued on next page)

## FRANKLIN COUNTY, OHIO

Combining Statement of Revenues, Expenditures and Changes in Fund Balances  
 Nonmajor Capital Projects Funds  
 Year Ended December 31, 2008  
 (Amounts in the 000's)

---

	<b>Road Projects - 2007 Bonds</b>	<b>Other Capital Projects</b>	<b>Total</b>
<b>Revenues:</b>			
Intergovernmental	\$ -	\$ -	\$ 4,421
Investment income	196	-	4,366
Other	-	-	4,813
<b>Total revenues</b>	<b>196</b>	<b>-</b>	<b>13,600</b>
<b>Expenditures:</b>			
Capital outlays	1,277	-	61,898
<b>Total expenditures</b>	<b>1,277</b>	<b>-</b>	<b>61,898</b>
<b>Excess (deficiency) of revenues over (under) expenditures</b>	<b>(1,081)</b>	<b>-</b>	<b>(48,298)</b>
<b>Other financing sources (uses):</b>	<b>-</b>	<b>-</b>	<b>-</b>
<b>Net change in fund balances</b>	<b>(1,081)</b>	<b>-</b>	<b>(48,298)</b>
Fund balances - beginning	5,070	2,593	140,196
<b>Fund balances - ending</b>	<b>\$ 3,989</b>	<b>\$ 2,593</b>	<b>\$ 91,898</b>

**FRANKLIN COUNTY, OHIO**  
Schedule of Revenues, Expenditures and  
Changes in Fund Balance - Budget and Actual  
General Fund  
Non-GAAP Budgetary Basis  
Year Ended December 31, 2008  
(Amounts in 000's)

	<u>Budgeted Amounts</u>		<u>Actual Amounts</u>	<u>Variance with Final Budget Positive (Negative)</u>
	<u>Original</u>	<u>Final</u>		
<b>Revenues:</b>				
Sales tax	\$ 139,871	\$ 139,871	\$ 144,854	\$ 4,983
Property taxes	44,676	43,714	40,808	(2,906)
Licenses and permits	483	484	461	(23)
Fees and charges for services	50,594	50,800	47,643	(3,157)
Fines and forfeitures	708	708	608	(100)
Intergovernmental	38,805	39,547	40,252	705
Investment income	36,462	36,462	34,850	(1,612)
Other	5,523	5,522	4,431	(1,091)
<b>Total revenues</b>	<b>317,122</b>	<b>317,108</b>	<b>313,907</b>	<b>(3,201)</b>
<b>Expenditures:</b>				
<b>Current:</b>				
<b>General government</b>				
Commissioners				
Personal services	3,099	2,099	1,871	228
Fringe benefits	880	725	572	153
Materials and services	2,391	2,362	1,984	378
Capital outlays	70	12	-	12
Contingencies	8,671	1,239	-	1,239
Total commissioners	<u>15,111</u>	<u>6,437</u>	<u>4,427</u>	<u>2,010</u>
General services				
Personal services	1,008	1,008	975	33
Fringe benefits	427	427	404	23
Materials and services	3,039	3,039	2,981	58
Capital outlays	232	232	222	10
Total general services	<u>4,706</u>	<u>4,706</u>	<u>4,582</u>	<u>124</u>
Public facilities management				
Personal services	7,704	7,704	7,679	25
Fringe benefits	3,507	3,567	3,562	5
Materials and services	14,547	16,749	15,737	1,012
Capital outlays	351	335	143	192
Total public facilities management	<u>26,109</u>	<u>28,355</u>	<u>27,121</u>	<u>1,234</u>
Human resources				
Personal services	903	903	659	244
Fringe benefits	359	359	251	108
Materials and services	761	761	514	247
Capital outlays	14	14	12	2
Total human resources	<u>2,037</u>	<u>2,037</u>	<u>1,436</u>	<u>601</u>

(Continued on next page)

**FRANKLIN COUNTY, OHIO**  
Schedule of Revenues, Expenditures and  
Changes in Fund Balance - Budget and Actual  
General Fund (Continued)  
Non-GAAP Budgetary Basis  
Year Ended December 31, 2008  
(Amounts in 000's)

	<u>Budgeted Amounts</u>		<u>Actual Amounts</u>	<u>Variance with Final Budget Positive (Negative)</u>
	<u>Original</u>	<u>Final</u>		
Community partnerships				
Personal services	\$ 55	\$ 55	\$ 55	\$ -
Fringe benefits	19	19	19	-
Materials and services	2,160	2,160	2,158	2
Grants	20,197	14,772	13,243	1,529
Total community partnerships	<u>22,431</u>	<u>17,006</u>	<u>15,475</u>	<u>1,531</u>
Auditor				
Personal services	1,435	1,434	1,383	51
Fringe benefits	556	556	526	30
Materials and services	1,186	1,186	1,045	141
Capital outlays	81	81	72	9
Total auditor	<u>3,258</u>	<u>3,257</u>	<u>3,026</u>	<u>231</u>
Data center				
Personal services	3,689	3,689	3,621	68
Fringe benefits	1,307	1,307	1,277	30
Materials and services	2,341	2,341	2,270	71
Capital outlays	438	438	422	16
Total data center	<u>7,775</u>	<u>7,775</u>	<u>7,590</u>	<u>185</u>
Recorder				
Personal services	2,032	2,032	2,028	4
Fringe benefits	925	924	915	9
Materials and services	224	224	191	33
Total recorder	<u>3,181</u>	<u>3,180</u>	<u>3,134</u>	<u>46</u>
Treasurer				
Personal services	856	856	787	69
Fringe benefits	343	343	306	37
Materials and services	529	529	384	145
Total treasurer	<u>1,728</u>	<u>1,728</u>	<u>1,477</u>	<u>251</u>
Board of elections				
Personal services	3,977	5,727	5,527	200
Fringe benefits	941	1,198	1,137	61
Materials and services	3,628	5,606	5,467	139
Grants	25	25	25	-
Capital outlays	306	547	543	4
Contingencies	250	-	-	-
Total board of elections	<u>9,127</u>	<u>13,103</u>	<u>12,699</u>	<u>404</u>
Commissioners - risk management				
Materials and services	200	700	678	22
Total commissioners-risk management	<u>200</u>	<u>700</u>	<u>678</u>	<u>22</u>
<b>Total general government</b>	<b><u>95,663</u></b>	<b><u>88,284</u></b>	<b><u>81,645</u></b>	<b><u>6,639</u></b>

(Continued on next page)



**FRANKLIN COUNTY, OHIO**  
Schedule of Revenues, Expenditures and  
Changes in Fund Balance - Budget and Actual  
General Fund (Continued)  
Non-GAAP Budgetary Basis  
Year Ended December 31, 2008  
(Amounts in 000's)

	<u>Budgeted Amounts</u>		<u>Actual Amounts</u>	<u>Variance with Final Budget Positive (Negative)</u>
	<u>Original</u>	<u>Final</u>		
<b>Judicial</b>				
Prosecuting attorney				
Personal services	\$ 9,383	\$ 9,383	\$ 9,308	\$ 75
Fringe benefits	3,373	3,373	3,245	128
Materials and services	760	760	733	27
Capital outlays	33	33	32	1
Total prosecuting attorney	<u>13,549</u>	<u>13,549</u>	<u>13,318</u>	<u>231</u>
Court of appeals				
Fringe benefits	408	408	397	11
Materials and services	315	315	263	52
Total court of appeals	<u>723</u>	<u>723</u>	<u>660</u>	<u>63</u>
Common pleas court				
Personal services	8,936	9,239	9,183	56
Fringe benefits	3,655	3,655	3,558	97
Materials and services	5,727	5,344	4,715	629
Capital outlays	140	221	221	-
Total common pleas court	<u>18,458</u>	<u>18,459</u>	<u>17,677</u>	<u>782</u>
Domestic and juvenile court				
Personal services	13,973	13,971	13,633	338
Fringe benefits	6,213	6,213	5,856	357
Materials and services	8,014	8,014	7,277	737
Capital outlays	104	106	105	1
Total domestic and juvenile court	<u>28,304</u>	<u>28,304</u>	<u>26,871</u>	<u>1,433</u>
Probate court				
Personal services	1,906	1,906	1,809	97
Fringe benefits	795	795	746	49
Materials and services	403	403	384	19
Capital outlays	22	22	22	-
Total probate court	<u>3,126</u>	<u>3,126</u>	<u>2,961</u>	<u>165</u>
Clerk of courts				
Personal services	4,886	4,886	4,825	61
Fringe benefits	2,374	2,374	2,298	76
Materials and services	582	582	537	45
Capital outlays	29	29	26	3
Total clerk of courts	<u>7,871</u>	<u>7,871</u>	<u>7,686</u>	<u>185</u>
Municipal court				
Personal services	559	563	562	1
Fringe benefits	150	150	150	-
Materials and services	1,065	1,117	1,069	48
Total municipal court	<u>1,774</u>	<u>1,830</u>	<u>1,781</u>	<u>49</u>

(Continued on next page)

**FRANKLIN COUNTY, OHIO**  
Schedule of Revenues, Expenditures and  
Changes in Fund Balance - Budget and Actual  
General Fund (Continued)  
Non-GAAP Budgetary Basis  
Year Ended December 31, 2008  
(Amounts in 000's)

	<u>Budgeted Amounts</u>		<u>Actual Amounts</u>	<u>Variance with Final Budget Positive (Negative)</u>
	<u>Original</u>	<u>Final</u>		
Municipal court clerk				
Personal services	\$ 39	\$ 39	\$ 39	\$ -
Fringe benefits	10	10	10	-
Total municipal court clerk	<u>49</u>	<u>49</u>	<u>49</u>	<u>-</u>
Public defender				
Personal services	7,213	7,225	7,214	11
Fringe benefits	2,505	2,493	2,461	32
Materials and services	1,441	1,441	1,296	145
Capital outlays	90	148	148	-
Total public defender	<u>11,249</u>	<u>11,307</u>	<u>11,119</u>	<u>188</u>
<b>Total judicial</b>	<b><u>85,103</u></b>	<b><u>85,218</u></b>	<b><u>82,122</u></b>	<b><u>3,096</u></b>
<b>Public safety</b>				
Coroner				
Personal services	2,003	2,003	1,930	73
Fringe benefits	648	648	597	51
Materials and services	695	695	661	34
Capital outlays	180	180	69	111
Total coroner	<u>3,526</u>	<u>3,526</u>	<u>3,257</u>	<u>269</u>
Sheriff				
Personal services	53,612	55,134	55,069	65
Fringe benefits	19,648	18,708	18,488	220
Materials and services	12,819	13,052	11,440	1,612
Capital outlays	1,168	1,869	1,645	224
Contingencies	150	11	-	11
Total sheriff	<u>87,397</u>	<u>88,774</u>	<u>86,642</u>	<u>2,132</u>
Sheriff - rotary				
Personal services	2,145	2,145	1,847	298
Fringe benefits	795	795	631	164
Materials and services	123	123	96	27
Capital outlays	-	38	38	-
Total sheriff - rotary	<u>3,063</u>	<u>3,101</u>	<u>2,612</u>	<u>489</u>
<b>Total public safety</b>	<b><u>93,986</u></b>	<b><u>95,401</u></b>	<b><u>92,511</u></b>	<b><u>2,890</u></b>
<b>Human services</b>				
Veterans' service commission				
Personal services	799	830	798	32
Fringe benefits	342	347	330	17
Materials and services	1,169	1,294	1,191	103
Grants	2,288	2,127	1,972	155
Contingencies	100	100	-	100
<b>Total human services</b>	<b><u>4,698</u></b>	<b><u>4,698</u></b>	<b><u>4,291</u></b>	<b><u>407</u></b>

(Continued on next page)

**FRANKLIN COUNTY, OHIO**  
Schedule of Revenues, Expenditures and  
Changes in Fund Balance - Budget and Actual  
General Fund (Continued)  
Non-GAAP Budgetary Basis  
Year Ended December 31, 2008  
(Amounts in 000's)

	<u>Budgeted Amounts</u>		<u>Actual Amounts</u>	<u>Variance with Final Budget Positive (Negative)</u>
	<u>Original</u>	<u>Final</u>		
<b>Public works</b>				
Engineer				
Personal services	\$ 381	\$ 381	\$ 336	\$ 45
Fringe benefits	148	148	126	22
Materials and services	26	26	18	8
<b>Total public works</b>	<b>555</b>	<b>555</b>	<b>480</b>	<b>75</b>
<b>Community development</b>				
Economic development and planning				
Personal services	773	770	755	15
Fringe benefits	297	320	301	19
Materials and services	837	1,090	499	591
Grants	1,250	956	231	725
<b>Total community development</b>	<b>3,157</b>	<b>3,136</b>	<b>1,786</b>	<b>1,350</b>
<b>Capital outlays</b>				
Public facilities management - permanent				
Capital outlays	1,971	2,501	2,055	446
<b>Total capital outlays</b>	<b>1,971</b>	<b>2,501</b>	<b>2,055</b>	<b>446</b>
<b>Debt service</b>				
Principal retirement	-	74	74	-
<b>Total debt service</b>	<b>-</b>	<b>74</b>	<b>74</b>	<b>-</b>
<b>Intergovernmental grants</b>				
Community partnerships				
Intergovernmental grants	-	7,005	7,005	-
<b>Total intergovernmental grants</b>	<b>-</b>	<b>7,005</b>	<b>7,005</b>	<b>-</b>
<b>Total expenditures</b>	<b>285,133</b>	<b>286,872</b>	<b>271,969</b>	<b>14,903</b>
<b>Excess (deficiency) of revenues over (under) expenditures</b>	<b>32,681</b>	<b>30,236</b>	<b>41,938</b>	<b>11,702</b>
<b>Other financing sources (uses):</b>				
Transfers in	1,251	7	7	-
Transfers out	(36,737)	(35,963)	(28,901)	7,062
Advances in	2,284	2,284	1,463	(821)
Advances out	(1,988)	(12,408)	(11,858)	550
Proceeds from sale of capital assets	80	80	105	25
<b>Total other financing sources (uses)</b>	<b>(35,110)</b>	<b>(46,000)</b>	<b>(39,184)</b>	<b>6,816</b>
<b>Net change in fund balance</b>	<b>(3,121)</b>	<b>(15,764)</b>	<b>2,754</b>	<b>18,518</b>
Fund balance - beginning	232,926	232,926	232,926	-
<b>Fund balance - ending</b>	<b>\$ 229,805</b>	<b>\$ 217,162</b>	<b>\$ 235,680</b>	<b>\$ 18,518</b>

**FRANKLIN COUNTY, OHIO**  
Schedule of Revenues, Expenditures and  
Changes in Fund Balance - Budget and Actual  
Board of MR&DD Special Revenue Fund  
Non-GAAP Budgetary Basis  
Year Ended December 31, 2008  
(Amounts in 000's)

	<u>Budgeted Amounts</u>		<u>Actual Amounts</u>	<u>Variance with Final Budget Positive (Negative)</u>
	<u>Original</u>	<u>Final</u>		
<b>Revenues:</b>				
Property taxes	\$ 128,590	\$ 131,489	\$ 126,182	\$ (5,307)
Fees and charges for services	9,212	9,212	8,280	(932)
Intergovernmental	64,407	65,748	70,238	4,490
Other	287	287	515	228
<b><i>Total revenues</i></b>	<b><u>202,496</u></b>	<b><u>206,736</u></b>	<b><u>205,215</u></b>	<b><u>(1,521)</u></b>
<b>Expenditures:</b>				
<b>Current:</b>				
<b>Health</b>				
Program for mental retardation				
Personal services	57,908	57,908	56,162	1,746
Fringe benefits	28,511	28,511	25,688	2,823
Materials and services	125,847	125,847	114,801	11,046
Capital outlays	2,217	2,217	1,994	223
Contingencies	160,476	160,476	-	160,476
<b><i>Total expenditures</i></b>	<b><u>374,959</u></b>	<b><u>374,959</u></b>	<b><u>198,645</u></b>	<b><u>176,314</u></b>
<b><i>Excess (deficiency) of revenues over (under) expenditures</i></b>	<b><u>(172,463)</u></b>	<b><u>(168,223)</u></b>	<b><u>6,570</u></b>	<b><u>174,793</u></b>
<b>Other financing sources (uses):</b>				
Proceeds from sale of capital assets	-	-	1	1
<b><i>Total other financing sources (uses)</i></b>	<b><u>-</u></b>	<b><u>-</u></b>	<b><u>1</u></b>	<b><u>1</u></b>
<b><i>Net change in fund balance</i></b>	<b><u>(172,463)</u></b>	<b><u>(168,223)</u></b>	<b><u>6,571</u></b>	<b><u>174,794</u></b>
Fund balance - beginning	186,723	186,723	186,723	-
<b>Fund balance - ending</b>	<b><u>\$ 14,260</u></b>	<b><u>\$ 18,500</u></b>	<b><u>\$ 193,294</u></b>	<b><u>\$ 174,794</u></b>

**FRANKLIN COUNTY, OHIO**  
Schedule of Revenues, Expenditures and  
Changes in Fund Balance - Budget and Actual  
Public Assistance Special Revenue Fund  
Non-GAAP Budgetary Basis  
Year Ended December 31, 2008  
(Amounts in 000's)

	<u>Budgeted Amounts</u>		<u>Actual Amounts</u>	<u>Variance with Final Budget Positive (Negative)</u>
	<u>Original</u>	<u>Final</u>		
<b>Revenues:</b>				
Intergovernmental	\$ 185,075	\$ 167,677	\$ 169,722	\$ 2,045
Other	3,015	2,759	2,648	(111)
<b><i>Total revenues</i></b>	<b><u>188,090</u></b>	<b><u>170,436</u></b>	<b><u>172,370</u></b>	<b><u>1,934</u></b>
<b>Expenditures:</b>				
<b>Current:</b>				
<b>Human services</b>				
Job and family services				
Personal services	25,476	25,357	24,827	530
Fringe benefits	11,886	12,004	11,332	672
Materials and services	154,659	145,646	141,892	3,754
Capital outlays	38	529	525	4
<b><i>Total expenditures</i></b>	<b><u>192,059</u></b>	<b><u>183,536</u></b>	<b><u>178,576</u></b>	<b><u>4,960</u></b>
<b><i>Excess (deficiency) of revenues over (under) expenditures</i></b>	<b><u>(3,969)</u></b>	<b><u>(13,100)</u></b>	<b><u>(6,206)</u></b>	<b><u>6,894</u></b>
<b>Other financing sources (uses):</b>				
Transfers in	7,897	6,282	6,282	-
Advances out	(346)	-	-	-
<b><i>Total other financing sources (uses)</i></b>	<b><u>7,551</u></b>	<b><u>6,282</u></b>	<b><u>6,282</u></b>	<b><u>-</u></b>
<b><i>Net change in fund balance</i></b>	<b><u>3,582</u></b>	<b><u>(6,818)</u></b>	<b><u>76</u></b>	<b><u>6,894</u></b>
Fund balance - beginning	6,829	6,829	6,829	-
<b>Fund balance - ending</b>	<b><u>\$ 10,411</u></b>	<b><u>\$ 11</u></b>	<b><u>\$ 6,905</u></b>	<b><u>\$ 6,894</u></b>

## FRANKLIN COUNTY, OHIO

Schedule of Revenues, Expenditures and  
Changes in Fund Balance - Budget and Actual  
Children Services Board Special Revenue Fund  
Non-GAAP Budgetary Basis  
Year Ended December 31, 2008  
(Amounts in 000's)

	Budgeted Amounts		Actual Amounts	Variance with Final Budget Positive (Negative)
	Original	Final		
<b>Revenues:</b>				
Property taxes	\$ 101,143	\$ 101,153	\$ 97,523	\$ (3,630)
Fees and charges for services	3,415	3,414	3,961	547
Intergovernmental	72,843	74,375	71,646	(2,729)
Other	182	182	258	76
<b><i>Total revenues</i></b>	<b>177,583</b>	<b>179,124</b>	<b>173,388</b>	<b>(5,736)</b>
<b>Expenditures:</b>				
<b>Current:</b>				
<b>Human services</b>				
Children services				
Personal services	30,947	30,947	30,652	295
Fringe benefits	15,565	15,565	14,944	621
Materials and services	131,423	131,423	121,137	10,286
Capital outlays	563	563	503	60
<b><i>Total expenditures</i></b>	<b>178,498</b>	<b>178,498</b>	<b>167,236</b>	<b>11,262</b>
<b><i>Excess (deficiency) of revenues over (under) expenditures</i></b>	<b>(915)</b>	<b>626</b>	<b>6,152</b>	<b>5,526</b>
<b>Other financing sources (uses):</b>				
Proceeds from sale of capital assets	5	1	5	4
<b><i>Total other financing sources (uses)</i></b>	<b>5</b>	<b>1</b>	<b>5</b>	<b>4</b>
<b><i>Net change in fund balance</i></b>	<b>(910)</b>	<b>627</b>	<b>6,157</b>	<b>5,530</b>
Fund balance - beginning	55,632	55,632	55,632	-
<b>Fund balance - ending</b>	<b>\$ 54,722</b>	<b>\$ 56,259</b>	<b>\$ 61,789</b>	<b>\$ 5,530</b>

**FRANKLIN COUNTY, OHIO**  
Schedule of Revenues, Expenditures and  
Changes in Fund Balance - Budget and Actual  
ADAMH Board Special Revenue Fund  
Non-GAAP Budgetary Basis  
Year Ended December 31, 2008  
(Amounts in 000's)

	Budgeted Amounts		Actual Amounts	Variance with Final Budget Positive (Negative)
	Original	Final		
<b>Revenues:</b>				
Property taxes	\$ 54,539	\$ 55,853	\$ 54,297	\$ (1,556)
Intergovernmental	90,241	88,909	91,176	2,267
Other	4,451	4,451	274	(4,177)
<b>Total revenues</b>	<b>149,231</b>	<b>149,213</b>	<b>145,747</b>	<b>(3,466)</b>
<b>Expenditures:</b>				
<b>Current:</b>				
<b>Health</b>				
ADAMH Board				
Personal services	3,724	3,724	3,510	214
Fringe benefits	1,468	1,468	1,352	116
Materials and services	138,734	141,643	134,664	6,979
Grants	5	5	5	-
Capital outlays	202	202	87	115
<b>Total expenditures</b>	<b>144,133</b>	<b>147,042</b>	<b>139,618</b>	<b>7,424</b>
<b>Excess (deficiency) of revenues over (under) expenditures</b>	<b>5,098</b>	<b>2,171</b>	<b>6,129</b>	<b>3,958</b>
<b>Other financing sources (uses):</b>				
Transfers out	(43)	(43)	(43)	-
<b>Total other financing sources (uses)</b>	<b>(43)</b>	<b>(43)</b>	<b>(43)</b>	<b>-</b>
<b>Net change in fund balance</b>	<b>5,055</b>	<b>2,128</b>	<b>6,086</b>	<b>3,958</b>
Fund balance - beginning	20,832	20,832	20,832	-
<b>Fund balance - ending</b>	<b>\$ 25,887</b>	<b>\$ 22,960</b>	<b>\$ 26,918</b>	<b>\$ 3,958</b>

**FRANKLIN COUNTY, OHIO**  
Schedule of Revenues, Expenditures and  
Changes in Fund Balance - Budget and Actual  
Motor Vehicle and Gasoline Tax Special Revenue Fund  
Non-GAAP Budgetary Basis  
Year Ended December 31, 2008  
(Amounts in 000's)

	<u>Final Budget</u>	<u>Actual Amounts</u>	<u>Variance with Final Budget Positive (Negative)</u>
<b>Revenues:</b>			
Licenses and permits	\$ 15	\$ 9	\$ (6)
Fees and charges for services	44	20	(24)
Fines and forfeitures	570	738	168
Intergovernmental	43,375	37,890	(5,485)
Investment income	200	193	(7)
Other	161	3,265	3,104
<b>Total revenues</b>	<b>44,365</b>	<b>42,115</b>	<b>(2,250)</b>
<b>Expenditures:</b>			
<b>Current:</b>			
<b>Public works</b>			
Engineer			
Personal services	10,207	9,552	655
Fringe benefits	3,637	3,285	352
Materials and services	13,572	11,736	1,836
Capital outlays	18,939	14,185	4,754
<b>Total public works</b>	<b>46,355</b>	<b>38,758</b>	<b>7,597</b>
<b>Debt service</b>			
Principal retirement	212	102	110
<b>Total debt service</b>	<b>212</b>	<b>102</b>	<b>110</b>
<b>Total expenditures</b>	<b>46,567</b>	<b>38,860</b>	<b>7,707</b>
<b>Excess (deficiency) of revenues over (under) expenditures</b>	<b>(2,202)</b>	<b>3,255</b>	<b>5,457</b>
<b>Other financing sources (uses):</b>			
Transfers out	(963)	(944)	19
Proceeds from sale of capital assets	300	46	(254)
<b>Total other financing sources (uses)</b>	<b>(663)</b>	<b>(898)</b>	<b>(235)</b>
<b>Net change in fund balance</b>	<b>(2,865)</b>	<b>2,357</b>	<b>5,222</b>
Fund balance - beginning	3,937	3,937	-
<b>Fund balance - ending</b>	<b>\$ 1,072</b>	<b>\$ 6,294</b>	<b>\$ 5,222</b>



**FRANKLIN COUNTY, OHIO**  
Schedule of Revenues, Expenditures and  
Changes in Fund Balance - Budget and Actual  
Senior Services Special Revenue Fund  
Non-GAAP Budgetary Basis  
Year Ended December 31, 2008  
(Amounts in 000's)

	<u>Final Budget</u>	<u>Actual Amounts</u>	<u>Variance with Final Budget Positive (Negative)</u>
<b>Revenues:</b>			
Property taxes	\$ 22,950	\$ 22,243	\$ (707)
Fees and charges for services	1,295	905	(390)
Intergovernmental	5,317	5,486	169
Other	200	267	67
<b>Total revenues</b>	<b>29,762</b>	<b>28,901</b>	<b>(861)</b>
<b>Expenditures:</b>			
<b>Current:</b>			
<b>Human services</b>			
Office on aging			
Personal services	3,618	3,359	259
Fringe benefits	1,480	1,352	128
Materials and services	21,567	21,238	329
Grants	2,009	1,829	180
Capital outlays	47	9	38
<b>Total human services</b>	<b>28,721</b>	<b>27,787</b>	<b>934</b>
<b>Intergovernmental grants</b>			
Office on aging			
Intergovernmental grants	154	154	-
<b>Total intergovernmental grants</b>	<b>154</b>	<b>154</b>	<b>-</b>
<b>Total expenditures</b>	<b>28,875</b>	<b>27,941</b>	<b>934</b>
<b>Excess (deficiency) of revenues over (under) expenditures</b>	<b>887</b>	<b>960</b>	<b>73</b>
<b>Other financing sources (uses):</b>	<b>-</b>	<b>-</b>	<b>-</b>
<b>Net change in fund balance</b>	<b>887</b>	<b>960</b>	<b>73</b>
Fund balance - beginning	7,772	7,772	-
<b>Fund balance - ending</b>	<b>\$ 8,659</b>	<b>\$ 8,732</b>	<b>\$ 73</b>

**FRANKLIN COUNTY, OHIO**  
Schedule of Revenues, Expenditures and  
Changes in Fund Balance - Budget and Actual  
Zoological Park Special Revenue Fund  
Non-GAAP Budgetary Basis  
Year Ended December 31, 2008  
(Amounts in 000's)

	<u>Final Budget</u>	<u>Actual Amounts</u>	<u>Variance with Final Budget Positive (Negative)</u>
<b>Revenues:</b>			
Property taxes	\$ 17,081	\$ 16,530	\$ (551)
Intergovernmental	3,744	3,053	(691)
<b><i>Total revenues</i></b>	<b><u>20,825</u></b>	<b><u>19,583</u></b>	<b><u>(1,242)</u></b>
<b>Expenditures:</b>			
<b>Current:</b>			
<b>Conservation and recreation</b>			
Zoological Park			
Materials and services	284	193	91
Grants	19,142	19,119	23
<b><i>Total expenditures</i></b>	<b><u>19,426</u></b>	<b><u>19,312</u></b>	<b><u>114</u></b>
<b><i>Excess (deficiency) of revenues over (under) expenditures</i></b>	<b><u>1,399</u></b>	<b><u>271</u></b>	<b><u>(1,128)</u></b>
<b>Other financing sources (uses):</b>			
Transfers out	(232)	(232)	-
<b><i>Total other financing sources (uses)</i></b>	<b><u>(232)</u></b>	<b><u>(232)</u></b>	<b><u>-</u></b>
<b><i>Net change in fund balance</i></b>	<b><u>1,167</u></b>	<b><u>39</u></b>	<b><u>(1,128)</u></b>
Fund balance - beginning	75	75	-
<b>Fund balance - ending</b>	<b><u>\$ 1,242</u></b>	<b><u>\$ 114</u></b>	<b><u>\$ (1,128)</u></b>

**FRANKLIN COUNTY, OHIO**  
Schedule of Revenues, Expenditures and  
Changes in Fund Balance - Budget and Actual  
Child Support Enforcement Special Revenue Fund  
Non-GAAP Budgetary Basis  
Year Ended December 31, 2008  
(Amounts in 000's)

	<u>Final Budget</u>	<u>Actual Amounts</u>	<u>Variance with Final Budget Positive (Negative)</u>
<b>Revenues:</b>			
Fees and charges for services	\$ 2,932	\$ 3,148	\$ 216
Intergovernmental	14,774	13,537	(1,237)
Other	402	458	56
<b><i>Total revenues</i></b>	<b><u>18,108</u></b>	<b><u>17,143</u></b>	<b><u>(965)</u></b>
<b>Expenditures:</b>			
<b>Current:</b>			
<b>Human services</b>			
Child support enforcement agency			
Personal services	9,641	9,102	539
Fringe benefits	4,464	4,194	270
Materials and services	4,381	3,991	390
Capital outlays	68	49	19
<b><i>Total expenditures</i></b>	<b><u>18,554</u></b>	<b><u>17,336</u></b>	<b><u>1,218</u></b>
<b><i>Excess (deficiency) of revenues over (under) expenditures</i></b>	<b><u>(446)</u></b>	<b><u>(193)</u></b>	<b><u>253</u></b>
<b>Other financing sources (uses):</b>	<b><u>-</u></b>	<b><u>-</u></b>	<b><u>-</u></b>
<b><i>Net change in fund balance</i></b>	<b><u>(446)</u></b>	<b><u>(193)</u></b>	<b><u>253</u></b>
Fund balance - beginning	2,584	2,584	-
<b>Fund balance - ending</b>	<b><u>\$ 2,138</u></b>	<b><u>\$ 2,391</u></b>	<b><u>\$ 253</u></b>

**FRANKLIN COUNTY, OHIO**  
Schedule of Revenues, Expenditures and  
Changes in Fund Balance - Budget and Actual  
Real Estate Assessment Special Revenue Fund  
Non-GAAP Budgetary Basis  
Year Ended December 31, 2008  
(Amounts in 000's)

	<u>Final Budget</u>	<u>Actual Amounts</u>	<u>Variance with Final Budget Positive (Negative)</u>
<b>Revenues:</b>			
Fees and charges for services	\$ 13,533	\$ 7,044	\$ (6,489)
Other	-	1	1
<b>Total revenues</b>	<b><u>13,533</u></b>	<b><u>7,045</u></b>	<b><u>(6,488)</u></b>
<b>Expenditures:</b>			
<b>Current:</b>			
<b>General government</b>			
Auditor - real estate assessment			
Personal services	4,243	4,098	145
Fringe benefits	1,638	1,555	83
Materials and services	7,232	5,450	1,782
Capital outlays	2,317	2,114	203
<b>Total expenditures</b>	<b><u>15,430</u></b>	<b><u>13,217</u></b>	<b><u>2,213</u></b>
<b>Excess (deficiency) of revenues over (under) expenditures</b>	<b><u>(1,897)</u></b>	<b><u>(6,172)</u></b>	<b><u>(4,275)</u></b>
<b>Other financing sources (uses):</b>			
Proceeds from sale of capital assets	-	20	20
<b>Total other financing sources (uses)</b>	<b><u>-</u></b>	<b><u>20</u></b>	<b><u>20</u></b>
<b>Net change in fund balance</b>	<b><u>(1,897)</u></b>	<b><u>(6,152)</u></b>	<b><u>(4,255)</u></b>
Fund balance - beginning	17,208	17,208	-
<b>Fund balance - ending</b>	<b><u>\$ 15,311</u></b>	<b><u>\$ 11,056</u></b>	<b><u>\$ (4,255)</u></b>

**FRANKLIN COUNTY, OHIO**  
Schedule of Revenues, Expenditures and  
Changes in Fund Balance - Budget and Actual  
Convention Facility Lease Special Revenue Fund  
Non-GAAP Budgetary Basis  
Year Ended December 31, 2008  
(Amounts in 000's)

	<u>Final Budget</u>	<u>Actual Amounts</u>	<u>Variance with Final Budget Positive (Negative)</u>
<b>Revenues:</b>			
Other	\$ 5,834	\$ 5,834	\$ -
<b>Total revenues</b>	<u>5,834</u>	<u>5,834</u>	<u>-</u>
<b>Expenditures:</b>			
<b>Current:</b>			
<b>General government</b>			
Commissioners - convention facility			
Materials and services	5,834	5,834	-
<b>Total expenditures</b>	<u>5,834</u>	<u>5,834</u>	<u>-</u>
<b>Excess (deficiency) of revenues             over (under) expenditures</b>	<u>-</u>	<u>-</u>	<u>-</u>
<b>Other financing sources (uses):</b>	<u>-</u>	<u>-</u>	<u>-</u>
<b>Net change in fund balance</b>	<u>-</u>	<u>-</u>	<u>-</u>
Fund balance - beginning	-	-	-
<b>Fund balance - ending</b>	<u>\$ -</u>	<u>\$ -</u>	<u>\$ -</u>

**FRANKLIN COUNTY, OHIO**  
Schedule of Revenues, Expenditures and  
Changes in Fund Balance - Budget and Actual  
Domestic and Juvenile Court Grants Special Revenue Fund  
Non-GAAP Budgetary Basis  
Year Ended December 31, 2008  
(Amounts in 000's)

	<u>Final Budget</u>	<u>Actual Amounts</u>	<u>Variance with Final Budget Positive (Negative)</u>
<b>Revenues:</b>			
Intergovernmental	\$ 2,497	\$ 2,196	\$ (301)
<b>Total revenues</b>	<b>2,497</b>	<b>2,196</b>	<b>(301)</b>
<b>Expenditures:</b>			
<b>Current:</b>			
<b>Judicial</b>			
Domestic and juvenile court - drug court			
Personal services	48	26	22
Fringe benefits	18	11	7
Materials and services	30	10	20
<b>Total judicial</b>	<b>96</b>	<b>47</b>	<b>49</b>
<b>Public safety</b>			
Domestic and juvenile court - felony delinquent care and custody			
Personal services	1,506	1,178	328
Fringe benefits	652	518	134
Materials and services	3,897	3,180	717
Capital outlays	6	5	1
<b>Total public safety</b>	<b>6,061</b>	<b>4,881</b>	<b>1,180</b>
<b>Human services</b>			
Domestic and juvenile court - SMART program			
Personal services	32	17	15
Fringe benefits	34	14	20
Materials and services	2	1	1
<b>Total human services</b>	<b>68</b>	<b>32</b>	<b>36</b>
<b>Total expenditures</b>	<b>6,225</b>	<b>4,960</b>	<b>1,265</b>
<b>Excess (deficiency) of revenues over (under) expenditures</b>	<b>(3,728)</b>	<b>(2,764)</b>	<b>964</b>
<b>Other financing sources (uses):</b>	<b>-</b>	<b>-</b>	<b>-</b>
<b>Net change in fund balance</b>	<b>(3,728)</b>	<b>(2,764)</b>	<b>964</b>
Fund balance - beginning	6,616	6,616	-
<b>Fund balance - ending</b>	<b>\$ 2,888</b>	<b>\$ 3,852</b>	<b>\$ 964</b>

**FRANKLIN COUNTY, OHIO**  
Schedule of Revenues, Expenditures and  
Changes in Fund Balance - Budget and Actual  
Dog and Kennel Special Revenue Fund  
Non-GAAP Budgetary Basis  
Year Ended December 31, 2008  
(Amounts in 000's)

	<u>Final Budget</u>	<u>Actual Amounts</u>	<u>Variance with Final Budget Positive (Negative)</u>
<b>Revenues:</b>			
Licenses and permits	\$ 1,350	\$ 1,498	\$ 148
Fees and charges for services	402	338	(64)
Fines and forfeitures	233	264	31
Other	32	64	32
<b>Total revenues</b>	<b>2,017</b>	<b>2,164</b>	<b>147</b>
<b>Expenditures:</b>			
<b>Current:</b>			
<b>Public safety</b>			
Animal control			
Personal services	2,103	1,937	166
Fringe benefits	1,038	974	64
Materials and services	1,949	1,713	236
Capital outlays	126	15	111
Total animal control	<u>5,216</u>	<u>4,639</u>	<u>577</u>
Auditor - dog & kennel			
Materials and services	118	95	23
Total auditor - dog & kennel	<u>118</u>	<u>95</u>	<u>23</u>
<b>Total expenditures</b>	<b>5,334</b>	<b>4,734</b>	<b>600</b>
<b>Excess (deficiency) of revenues over (under) expenditures</b>	<b>(3,317)</b>	<b>(2,570)</b>	<b>747</b>
<b>Other financing sources (uses):</b>			
Transfers in	2,916	3,044	128
Proceeds from sale of capital assets	-	23	23
<b>Total other financing sources (uses)</b>	<b>2,916</b>	<b>3,067</b>	<b>151</b>
<b>Net change in fund balance</b>	<b>(401)</b>	<b>497</b>	<b>898</b>
Fund balance - beginning	401	401	-
<b>Fund balance - ending</b>	<b>\$ -</b>	<b>\$ 898</b>	<b>\$ 898</b>

## FRANKLIN COUNTY, OHIO

Schedule of Revenues, Expenditures and  
Changes in Fund Balance - Budget and Actual  
Homeland Security and Justice Programs Special Revenue Fund  
Non-GAAP Budgetary Basis  
Year Ended December 31, 2008  
(Amounts in 000's)

	<u>Final Budget</u>	<u>Actual Amounts</u>	<u>Variance with Final Budget Positive (Negative)</u>
<b>Revenues:</b>			
Intergovernmental	\$ 8,100	\$ 5,446	\$ (2,654)
Investment income	-	43	43
<b><i>Total revenues</i></b>	<b><u>8,100</u></b>	<b><u>5,489</u></b>	<b><u>(2,611)</u></b>
<b>Expenditures:</b>			
<b>Current:</b>			
<b>Public safety</b>			
Homeland security and justice programs			
Personal services	334	291	43
Fringe benefits	107	94	13
Materials and services	723	112	611
Grants	3,525	731	2,794
<b>Total public safety</b>	<b><u>4,689</u></b>	<b><u>1,228</u></b>	<b><u>3,461</u></b>
<b>Intergovernmental grants</b>			
Homeland security and justice programs			
Intergovernmental grants	4,510	4,510	-
<b>Total intergovernmental grants</b>	<b><u>4,510</u></b>	<b><u>4,510</u></b>	<b><u>-</u></b>
<b><i>Total expenditures</i></b>	<b><u>9,199</u></b>	<b><u>5,738</u></b>	<b><u>3,461</u></b>
<b><i>Excess (deficiency) of revenues over (under) expenditures</i></b>	<b><u>(1,099)</u></b>	<b><u>(249)</u></b>	<b><u>850</u></b>
<b>Other financing sources (uses):</b>			
Transfers in	766	265	(501)
Advances in	1,438	1,438	-
Advances out	<b><u>(1,438)</u></b>	<b><u>(1,438)</u></b>	<b><u>-</u></b>
<b><i>Total other financing sources (uses)</i></b>	<b><u>766</u></b>	<b><u>265</u></b>	<b><u>(501)</u></b>
<b><i>Net change in fund balance</i></b>	<b><u>(333)</u></b>	<b><u>16</u></b>	<b><u>349</u></b>
Fund balance - beginning	<u>2,197</u>	<u>2,197</u>	<u>-</u>
<b>Fund balance - ending</b>	<b><u>\$ 1,864</u></b>	<b><u>\$ 2,213</u></b>	<b><u>\$ 349</u></b>



**FRANKLIN COUNTY, OHIO**  
Schedule of Revenues, Expenditures and  
Changes in Fund Balance - Budget and Actual  
Certificate of Title Administration Special Revenue Fund  
Non-GAAP Budgetary Basis  
Year Ended December 31, 2008  
(Amounts in 000's)

	<u>Final Budget</u>	<u>Actual Amounts</u>	<u>Variance with Final Budget Positive (Negative)</u>
<b>Revenues:</b>			
Fees and charges for services	\$ 4,543	\$ 3,879	\$ (664)
Other	-	11	11
<b>Total revenues</b>	<b>4,543</b>	<b>3,890</b>	<b>(653)</b>
<b>Expenditures:</b>			
<b>Current:</b>			
<b>General government</b>			
Clerk of courts - certificate of title administration			
Personal services	2,779	2,639	140
Fringe benefits	1,279	1,209	70
Materials and services	704	646	58
Capital outlays	25	-	25
<b>Total expenditures</b>	<b>4,787</b>	<b>4,494</b>	<b>293</b>
<b>Excess (deficiency) of revenues over (under) expenditures</b>	<b>(244)</b>	<b>(604)</b>	<b>(360)</b>
<b>Other financing sources (uses):</b>			
Proceeds from sale of capital assets	-	1	1
<b>Total other financing sources (uses)</b>	<b>-</b>	<b>1</b>	<b>1</b>
<b>Net change in fund balance</b>	<b>(244)</b>	<b>(603)</b>	<b>(359)</b>
Fund balance - beginning	3,719	3,719	-
<b>Fund balance - ending</b>	<b>\$ 3,475</b>	<b>\$ 3,116</b>	<b>\$ (359)</b>

## FRANKLIN COUNTY, OHIO

Schedule of Revenues, Expenditures and  
Changes in Fund Balance - Budget and Actual  
Economic Development and Planning Special Revenue Fund  
Non-GAAP Budgetary Basis  
Year Ended December 31, 2008  
(Amounts in 000's)

	<u>Final Budget</u>	<u>Actual Amounts</u>	<u>Variance with Final Budget Positive (Negative)</u>
<b>Revenues:</b>			
Fees and charges for services	\$ 156	\$ 132	\$ (24)
Intergovernmental	3,900	3,387	(513)
<b><i>Total revenues</i></b>	<b><u>4,056</u></b>	<b><u>3,519</u></b>	<b><u>(537)</u></b>
<b>Expenditures:</b>			
<b>Current:</b>			
<b>Community development</b>			
Economic development and planning			
Personal services	168	159	9
Fringe benefits	65	55	10
Materials and services	151	118	33
Grants	2,799	1,832	967
<b>Total community development</b>	<b><u>3,183</u></b>	<b><u>2,164</u></b>	<b><u>1,019</u></b>
<b>Intergovernmental grants</b>			
Community and economic development			
Intergovernmental grants	1,910	1,910	-
<b>Total intergovernmental grants</b>	<b><u>1,910</u></b>	<b><u>1,910</u></b>	<b><u>-</u></b>
<b><i>Total expenditures</i></b>	<b><u>5,093</u></b>	<b><u>4,074</u></b>	<b><u>1,019</u></b>
<b><i>Excess (deficiency) of revenues over (under) expenditures</i></b>	<b><u>(1,037)</u></b>	<b><u>(555)</u></b>	<b><u>482</u></b>
<b>Other financing sources (uses):</b>			
Transfers in	169	465	296
<b><i>Total other financing sources (uses)</i></b>	<b><u>169</u></b>	<b><u>465</u></b>	<b><u>296</u></b>
<b><i>Net change in fund balance</i></b>	<b><u>(868)</u></b>	<b><u>(90)</u></b>	<b><u>778</u></b>
Fund balance - beginning	1,050	1,050	-
<b>Fund balance - ending</b>	<b><u>\$ 182</u></b>	<b><u>\$ 960</u></b>	<b><u>\$ 778</u></b>

## FRANKLIN COUNTY, OHIO

Schedule of Revenues, Expenditures and  
Changes in Fund Balance - Budget and Actual  
Adult Probation and Community Corrections Special Revenue Fund  
Non-GAAP Budgetary Basis  
Year Ended December 31, 2008  
(Amounts in 000's)

	Final Budget	Actual Amounts	Variance with Final Budget Positive (Negative)
<b>Revenues:</b>			
Fees and charges for services	\$ 135	\$ 153	\$ 18
Intergovernmental	1,961	1,906	(55)
Other	5	3	(2)
<b>Total revenues</b>	<b>2,101</b>	<b>2,062</b>	<b>(39)</b>
<b>Expenditures:</b>			
<b>Current:</b>			
<b>Public safety</b>			
Common pleas court			
Personal services	1,289	1,275	14
Fringe benefits	527	513	14
Materials and services	316	272	44
<b>Total expenditures</b>	<b>2,132</b>	<b>2,060</b>	<b>72</b>
<b>Excess (deficiency) of revenues over (under) expenditures</b>	<b>(31)</b>	<b>2</b>	<b>33</b>
<b>Other financing sources (uses):</b>	<b>-</b>	<b>-</b>	<b>-</b>
<b>Net change in fund balance</b>	<b>(31)</b>	<b>2</b>	<b>33</b>
Fund balance - beginning	1,139	1,139	-
<b>Fund balance - ending</b>	<b>\$ 1,108</b>	<b>\$ 1,141</b>	<b>\$ 33</b>

**FRANKLIN COUNTY, OHIO**  
Schedule of Revenues, Expenditures and  
Changes in Fund Balance - Budget and Actual  
Wireless Enhanced 911 Special Revenue Fund  
Non-GAAP Budgetary Basis  
Year Ended December 31, 2008  
(Amounts in 000's)

	<u>Final Budget</u>	<u>Actual Amounts</u>	<u>Variance with Final Budget Positive (Negative)</u>
<b>Revenues:</b>			
Intergovernmental	\$ 2,220	\$ 2,867	\$ 647
<b><i>Total revenues</i></b>	<b><u>2,220</u></b>	<b><u>2,867</u></b>	<b><u>647</u></b>
<b>Expenditures:</b>			
<b>Current:</b>			
<b>Public safety</b>			
Wireless enhanced 911			
Materials and services	354	343	11
<b>Total public safety</b>	<b><u>354</u></b>	<b><u>343</u></b>	<b><u>11</u></b>
<b>Intergovernmental grants</b>			
Wireless enhanced 911			
Intergovernmental grants	1,946	1,518	428
<b>Total intergovernmental grants</b>	<b><u>1,946</u></b>	<b><u>1,518</u></b>	<b><u>428</u></b>
<b><i>Total expenditures</i></b>	<b><u>2,300</u></b>	<b><u>1,861</u></b>	<b><u>439</u></b>
<b><i>Excess (deficiency) of revenues over (under) expenditures</i></b>	<b><u>(80)</u></b>	<b><u>1,006</u></b>	<b><u>1,086</u></b>
<b>Other financing sources (uses):</b>	<b><u>-</u></b>	<b><u>-</u></b>	<b><u>-</u></b>
<b><i>Net change in fund balance</i></b>	<b><u>(80)</u></b>	<b><u>1,006</u></b>	<b><u>1,086</u></b>
Fund balance - beginning	4,692	4,692	-
<b>Fund balance - ending</b>	<b><u>\$ 4,612</u></b>	<b><u>\$ 5,698</u></b>	<b><u>\$ 1,086</u></b>

**FRANKLIN COUNTY, OHIO**  
Schedule of Revenues, Expenditures and  
Changes in Fund Balance - Budget and Actual  
Emergency Management Agency Special Revenue Fund  
Non-GAAP Budgetary Basis  
Year Ended December 31, 2008  
(Amounts in 000's)

	<b>Final Budget</b>	<b>Actual Amounts</b>	<b>Variance with Final Budget Positive (Negative)</b>
<b>Revenues:</b>			
Fees and charges for services	\$ 841	\$ 793	\$ (48)
Intergovernmental	1,754	1,147	(607)
<b>Total revenues</b>	<b>2,595</b>	<b>1,940</b>	<b>(655)</b>
<b>Expenditures:</b>			
<b>Current:</b>			
<b>Public safety</b>			
EMA - emergency management			
Personal services	464	404	60
Fringe benefits	153	124	29
Materials and services	512	344	168
Grants	616	17	599
Total EMA - emergency management	1,745	889	856
EMA - warning			
Materials and services	186	141	45
Capital outlays	255	182	73
Total EMA - warning	441	323	118
<b>Total public safety</b>	<b>2,186</b>	<b>1,212</b>	<b>974</b>
<b>Intergovernmental grants</b>			
EMA - emergency management			
Intergovernmental grants	464	464	-
<b>Total intergovernmental grants</b>	<b>464</b>	<b>464</b>	<b>-</b>
<b>Total expenditures</b>	<b>2,650</b>	<b>1,676</b>	<b>974</b>
<b>Excess (deficiency) of revenues over (under) expenditures</b>	<b>(55)</b>	<b>264</b>	<b>319</b>
<b>Other financing sources (uses):</b>			
Advances in	120	120	-
Advances out	(25)	(25)	-
Proceeds from sale of capital assets	-	4	4
<b>Total other financing sources (uses)</b>	<b>95</b>	<b>99</b>	<b>4</b>
<b>Net change in fund balance</b>	<b>40</b>	<b>363</b>	<b>323</b>
Fund balance - beginning	598	598	-
<b>Fund balance - ending</b>	<b>\$ 638</b>	<b>\$ 961</b>	<b>\$ 323</b>

**FRANKLIN COUNTY, OHIO**  
Schedule of Revenues, Expenditures and  
Changes in Fund Balance - Budget and Actual  
Other Special Revenue Funds  
Non-GAAP Budgetary Basis  
Year Ended December 31, 2008  
(Amounts in 000's)

	<u>Final Budget</u>	<u>Actual Amounts</u>	<u>Variance with Final Budget Positive (Negative)</u>
<b>Revenues:</b>			
Licenses and permits	\$ 76	\$ 166	\$ 90
Fees and charges for services	8,044	7,435	(609)
Fines and forfeitures	6	6	-
Intergovernmental	2,033	1,627	(406)
Investment income	220	140	(80)
Other	876	911	35
<b>Total revenues</b>	<b>11,255</b>	<b>10,285</b>	<b>(970)</b>
<b>Expenditures:</b>			
<b>Current:</b>			
<b>General government</b>			
Personal services	1,329	1,325	4
Fringe benefits	530	502	28
Materials and services	2,006	1,364	642
Capital outlays	139	132	7
Grants	333	289	44
<b>Total general government</b>	<b>4,337</b>	<b>3,612</b>	<b>725</b>
<b>Judicial</b>			
Personal services	952	814	138
Fringe benefits	346	295	51
Materials and services	1,860	884	976
Capital outlays	123	-	123
<b>Total judicial</b>	<b>3,281</b>	<b>1,993</b>	<b>1,288</b>
<b>Public safety</b>			
Personal services	1,174	994	180
Fringe benefits	446	382	64
Materials and services	2,343	1,754	589
Capital outlays	5	5	-
Grants	-	-	-
<b>Total public safety</b>	<b>3,968</b>	<b>3,135</b>	<b>833</b>
<b>Human services</b>			
Materials and services	1,134	1,045	89
<b>Total human services</b>	<b>1,134</b>	<b>1,045</b>	<b>89</b>
<b>Public works</b>			
Personal services	148	117	31
Fringe benefits	45	33	12
Materials and services	1,034	819	215
Grants	-	-	-
Capital outlays	229	180	49
<b>Total public works</b>	<b>1,456</b>	<b>1,149</b>	<b>307</b>

(Continued on next page)

**FRANKLIN COUNTY, OHIO**  
Schedule of Revenues, Expenditures and  
Changes in Fund Balance - Budget and Actual  
Other Special Revenue Funds (continued)  
Non-GAAP Budgetary Basis  
Year Ended December 31, 2008  
(Amounts in 000's)

	<u>Final Budget</u>	<u>Actual Amounts</u>	<u>Variance with Final Budget Positive (Negative)</u>
<b>Intergovernmental grants</b>			
Intergovernmental grants	50	50	-
<b>Total intergovernmental grants</b>	<u>50</u>	<u>50</u>	<u>-</u>
<b><i>Total expenditures</i></b>	<u><b>14,226</b></u>	<u><b>10,984</b></u>	<u><b>3,242</b></u>
<b><i>Excess (deficiency) of revenues over (under) expenditures</i></b>	<u><b>(2,971)</b></u>	<u><b>(699)</b></u>	<u><b>2,272</b></u>
<b>Other financing sources (uses):</b>			
Transfers in	1,812	1,105	(707)
Transfers out	(907)	(7)	900
<b><i>Total other financing sources (uses)</i></b>	<u><b>905</b></u>	<u><b>1,098</b></u>	<u><b>193</b></u>
<b><i>Net change in fund balance</i></b>	<u><b>(2,066)</b></u>	<u><b>399</b></u>	<u><b>2,465</b></u>
Fund balance - beginning	<u>26,129</u>	<u>26,129</u>	<u>-</u>
<b>Fund balance - ending</b>	<u><b>\$ 24,063</b></u>	<u><b>\$ 26,528</b></u>	<u><b>\$ 2,465</b></u>

**FRANKLIN COUNTY, OHIO**  
Schedule of Revenues, Expenditures and  
Changes in Fund Balance - Budget and Actual  
General Bond Retirement Fund  
Non-GAAP Budgetary Basis  
Year Ended December 31, 2008  
(Amounts in 000's)

	<u>Final Budget</u>	<u>Actual Amounts</u>	<u>Variance with Final Budget Positive (Negative)</u>
<b>Revenues:</b>			
Other	\$ 2,394	\$ 2,360	\$ (34)
<b><i>Total revenues</i></b>	<b><u>2,394</u></b>	<b><u>2,360</u></b>	<b><u>(34)</u></b>
<b>Expenditures:</b>			
<b>Debt service</b>			
Commissioners - bond retirement			
Principal retirement	11,242	11,000	242
Interest charges	11,808	11,645	163
<b><i>Total expenditures</i></b>	<b><u>23,050</u></b>	<b><u>22,645</u></b>	<b><u>405</u></b>
<b><i>Excess (deficiency) of revenues over (under) expenditures</i></b>	<b><u>(20,656)</u></b>	<b><u>(20,285)</u></b>	<b><u>371</u></b>
<b>Other financing sources (uses):</b>			
Transfers in	20,236	20,236	-
<b><i>Total other financing sources (uses)</i></b>	<b><u>20,236</u></b>	<b><u>20,236</u></b>	<b><u>-</u></b>
<b><i>Net change in fund balance</i></b>	<b><u>(420)</u></b>	<b><u>(49)</u></b>	<b><u>371</u></b>
Fund balance - beginning	725	725	-
<b>Fund balance - ending</b>	<b><u>\$ 305</u></b>	<b><u>\$ 676</u></b>	<b><u>\$ 371</u></b>



**FRANKLIN COUNTY, OHIO**  
Schedule of Revenues, Expenditures and  
Changes in Fund Balance - Budget and Actual  
Maryhaven Debt Service Fund  
Non-GAAP Budgetary Basis  
Year Ended December 31, 2008  
(Amounts in 000's)

	<u>Final Budget</u>	<u>Actual Amounts</u>	<u>Variance with Final Budget Positive (Negative)</u>
<b>Revenues:</b>			
Other	\$ 348	\$ 346	\$ (2)
<b><i>Total revenues</i></b>	<b><u>348</u></b>	<b><u>346</u></b>	<b><u>(2)</u></b>
<b>Expenditures:</b>			
<b>Debt service</b>			
Commissioners - Maryhaven bonds			
Principal retirement	210	210	-
Interest charges	138	138	-
<b><i>Total expenditures</i></b>	<b><u>348</u></b>	<b><u>348</u></b>	<b><u>-</u></b>
<b><i>Excess (deficiency) of revenues over (under) expenditures</i></b>	<b><u>-</u></b>	<b><u>(2)</u></b>	<b><u>(2)</u></b>
<b>Other financing sources (uses):</b>	<b><u>-</u></b>	<b><u>-</u></b>	<b><u>-</u></b>
<b><i>Net change in fund balance</i></b>	<b><u>-</u></b>	<b><u>(2)</u></b>	<b><u>(2)</u></b>
Fund balance - beginning	31	31	-
<b>Fund balance - ending</b>	<b><u>\$ 31</u></b>	<b><u>\$ 29</u></b>	<b><u>\$ (2)</u></b>

**FRANKLIN COUNTY, OHIO**  
Schedule of Revenues, Expenditures and  
Changes in Fund Balance - Budget and Actual  
Stadium Debt Service Fund  
Non-GAAP Budgetary Basis  
Year Ended December 31, 2008  
(Amounts in 000's)

	<u>Final Budget</u>	<u>Actual Amounts</u>	<u>Variance with Final Budget Positive (Negative)</u>
<b>Revenues:</b>			
Investment income	\$ -	\$ 1	\$ 1
<b><i>Total revenues</i></b>	<b><u>-</u></b>	<b><u>1</u></b>	<b><u>1</u></b>
<b>Expenditures:</b>			
<b>Debt service</b>			
Commissioners -stadium debt service			
Principal retirement	15,000	15,000	-
Interest charges	3,276	2,035	1,241
Bond issuance costs	21	11	10
<b><i>Total expenditures</i></b>	<b><u>18,297</u></b>	<b><u>17,046</u></b>	<b><u>1,251</u></b>
<b><i>Excess (deficiency) of revenues over (under) expenditures</i></b>	<b><u>(18,297)</u></b>	<b><u>(17,045)</u></b>	<b><u>1,252</u></b>
<b>Other financing sources (uses):</b>			
Proceeds of notes	15,021	15,000	(21)
Premium on issuance of notes	-	2	2
<b><i>Total other financing sources (uses)</i></b>	<b><u>15,021</u></b>	<b><u>15,002</u></b>	<b><u>(19)</u></b>
<b><i>Net change in fund balance</i></b>	<b><u>(3,276)</u></b>	<b><u>(2,043)</u></b>	<b><u>1,233</u></b>
Fund balance - beginning	3,959	3,959	-
<b>Fund balance - ending</b>	<b><u>\$ 683</u></b>	<b><u>\$ 1,916</u></b>	<b><u>\$ 1,233</u></b>

**FRANKLIN COUNTY, OHIO**  
Schedule of Revenues, Expenditures and  
Changes in Fund Balance - Budget and Actual  
Stadium Construction Capital Project Fund  
Non-GAAP Budgetary Basis  
Year Ended December 31, 2008  
(Amounts in 000's)

	<u>Final Budget</u>	<u>Actual Amounts</u>	<u>Variance with Final Budget Positive (Negative)</u>
<b>Revenues:</b>			
Intergovernmental	\$ 7,000	\$ 3,612	\$ (3,388)
Investment income	857	330	(527)
Other	6,910	4,804	(2,106)
<b><i>Total revenues</i></b>	<b><u>14,767</u></b>	<b><u>8,746</u></b>	<b><u>(6,021)</u></b>
<b>Expenditures:</b>			
<b>Capital outlays</b>			
Public facilities management - stadium construction			
Capital outlays	37,683	34,399	3,284
<b><i>Total expenditures</i></b>	<b><u>37,683</u></b>	<b><u>34,399</u></b>	<b><u>3,284</u></b>
<b><i>Excess (deficiency) of revenues over (under) expenditures</i></b>	<b><u>(22,916)</u></b>	<b><u>(25,653)</u></b>	<b><u>(2,737)</u></b>
<b>Other financing sources (uses):</b>			
Advances in	-	10,300	10,300
Proceeds from sale of capital assets	3,500	-	(3,500)
<b><i>Total other financing sources (uses)</i></b>	<b><u>3,500</u></b>	<b><u>10,300</u></b>	<b><u>6,800</u></b>
<b><i>Net change in fund balance</i></b>	<b><u>(19,416)</u></b>	<b><u>(15,353)</u></b>	<b><u>4,063</u></b>
Fund balance - beginning	22,375	22,375	-
<b>Fund balance - ending</b>	<b><u>\$ 2,959</u></b>	<b><u>\$ 7,022</u></b>	<b><u>\$ 4,063</u></b>

**FRANKLIN COUNTY, OHIO**  
Schedule of Revenues, Expenditures and  
Changes in Fund Balance - Budget and Actual  
New Building Capital Projects Fund  
Non-GAAP Budgetary Basis  
Year Ended December 31, 2008  
(Amounts in 000's)

	<u>Final Budget</u>	<u>Actual Amounts</u>	<u>Variance with Final Budget Positive (Negative)</u>
<b>Revenues:</b>			
Investment income	\$ 2,117	\$ 3,473	\$ 1,356
Other	-	9	9
<b><i>Total revenues</i></b>	<b><u>2,117</u></b>	<b><u>3,482</u></b>	<b><u>1,365</u></b>
<b>Expenditures:</b>			
<b>Capital outlays</b>			
Public facilities management - new building			
Capital outlays	59,016	22,790	36,226
<b><i>Total expenditures</i></b>	<b><u>59,016</u></b>	<b><u>22,790</u></b>	<b><u>36,226</u></b>
<b><i>Excess (deficiency) of revenues over (under) expenditures</i></b>	<b><u>(56,899)</u></b>	<b><u>(19,308)</u></b>	<b><u>37,591</u></b>
<b>Other financing sources (uses):</b>	<b>-</b>	<b>-</b>	<b>-</b>
<b><i>Net change in fund balance</i></b>	<b><u>(56,899)</u></b>	<b><u>(19,308)</u></b>	<b><u>37,591</u></b>
Fund balance - beginning	99,003	99,003	-
<b>Fund balance - ending</b>	<b><u>\$ 42,104</u></b>	<b><u>\$ 79,695</u></b>	<b><u>\$ 37,591</u></b>

**FRANKLIN COUNTY, OHIO**  
Schedule of Revenues, Expenditures and  
Changes in Fund Balance - Budget and Actual  
Animal Shelter Construction Capital Project Fund  
Non-GAAP Budgetary Basis  
Year Ended December 31, 2008  
(Amounts in 000's)

	<u>Final Budget</u>	<u>Actual Amounts</u>	<u>Variance with Final Budget Positive (Negative)</u>
<b>Revenues:</b>			
Investment income	\$ 218	\$ 382	\$ 164
<b><i>Total revenues</i></b>	<b><u>218</u></b>	<b><u>382</u></b>	<b><u>164</u></b>
<b>Expenditures:</b>			
<b>Capital outlays</b>			
Public facilities management - animal shelter construction Capital outlays	<u>9,750</u>	<u>3,012</u>	<u>6,738</u>
<b><i>Total expenditures</i></b>	<b><u>9,750</u></b>	<b><u>3,012</u></b>	<b><u>6,738</u></b>
<b><i>Excess (deficiency) of revenues over (under) expenditures</i></b>	<b><u>(9,532)</u></b>	<b><u>(2,630)</u></b>	<b><u>6,902</u></b>
<b>Other financing sources (uses):</b>	<u>-</u>	<u>-</u>	<u>-</u>
<b><i>Net change in fund balance</i></b>	<b><u>(9,532)</u></b>	<b><u>(2,630)</u></b>	<b><u>6,902</u></b>
Fund balance - beginning	<u>9,646</u>	<u>9,646</u>	<u>-</u>
<b>Fund balance - ending</b>	<b><u>\$ 114</u></b>	<b><u>\$ 7,016</u></b>	<b><u>\$ 6,902</u></b>

**FRANKLIN COUNTY, OHIO**  
Schedule of Revenues, Expenditures and  
Changes in Fund Balance - Budget and Actual  
Road Projects - 2007 Bonds Capital Project Fund  
Non-GAAP Budgetary Basis  
Year Ended December 31, 2008  
(Amounts in 000's)

	<u>Final Budget</u>	<u>Actual Amounts</u>	<u>Variance with Final Budget Positive (Negative)</u>
<b>Revenues:</b>			
Investment income	\$ 85	\$ 196	\$ 111
<b><i>Total revenues</i></b>	<b><u>85</u></b>	<b><u>196</u></b>	<b><u>111</u></b>
<b>Expenditures:</b>			
<b>Capital outlays</b>			
Engineer - projects - 2007 bonds Capital outlays	4,904	1,265	3,639
<b><i>Total expenditures</i></b>	<b><u>4,904</u></b>	<b><u>1,265</u></b>	<b><u>3,639</u></b>
<b><i>Excess (deficiency) of revenues over (under) expenditures</i></b>	<b><u>(4,819)</u></b>	<b><u>(1,069)</u></b>	<b><u>3,750</u></b>
<b>Other financing sources (uses):</b>	<b><u>-</u></b>	<b><u>-</u></b>	<b><u>-</u></b>
<b><i>Net change in fund balance</i></b>	<b><u>(4,819)</u></b>	<b><u>(1,069)</u></b>	<b><u>3,750</u></b>
Fund balance - beginning	4,968	4,968	-
<b>Fund balance - ending</b>	<b><u>\$ 149</u></b>	<b><u>\$ 3,899</u></b>	<b><u>\$ 3,750</u></b>

**FRANKLIN COUNTY, OHIO**  
Schedule of Revenues, Expenditures and  
Changes in Fund Balance - Budget and Actual  
Other Capital Projects Funds  
Non-GAAP Budgetary Basis  
Year Ended December 31, 2008  
(Amounts in 000's)

	<u>Final Budget</u>	<u>Actual Amounts</u>	<u>Variance with Final Budget Positive (Negative)</u>
<b>Revenues:</b>	<u>\$ -</u>	<u>\$ -</u>	<u>\$ -</u>
<b>Expenditures:</b>			
<b>Capital outlays</b>			
Public facilities management- other capital projects			
Capital outlays	<u>4</u>	<u>-</u>	<u>4</u>
<b>Total expenditures</b>	<u>4</u>	<u>-</u>	<u>4</u>
<b>Excess (deficiency) of revenues     over (under) expenditures</b>	<u>(4)</u>	<u>-</u>	<u>4</u>
<b>Other financing sources (uses):</b>	<u>-</u>	<u>-</u>	<u>-</u>
<b>Net change in fund balance</b>	<b>(4)</b>	<b>-</b>	<b>4</b>
Fund balance - beginning	<u>2,593</u>	<u>2,593</u>	<u>-</u>
<b>Fund balance - ending</b>	<u><b>\$ 2,589</b></u>	<u><b>\$ 2,593</b></u>	<u><b>\$ 4</b></u>

(THIS PAGE INTENTIONALLY LEFT BLANK)



## **ENTERPRISE FUNDS**

Enterprise funds are used to account for operations that are financed and operated in a manner similar to a private business enterprise. The County intends that the cost of providing services to the general public on a continuing basis be financed or recovered primarily through user charges. Following are descriptions of the enterprise funds:

Water and Sewer – This fund accounts for the provision of water and sewer services to a relatively small area of the County not serviced by other local water and sewer operations. All activities necessary to provide such services are accounted for in this fund.

Parking Facilities – This fund accounts for the fees and operations of the County-owned parking facilities. The facilities serve both County employees and the general public.

Since the Statement of Net Assets, the Statement of Revenues, Expenses and Changes in Net Assets and the Statement of Cash Flows for each of the enterprise funds are presented in the basic financial statements, they are not repeated in this section.

**FRANKLIN COUNTY, OHIO**  
Schedule of Revenues, Expenses and  
Changes in Fund Equity - Budget and Actual  
Water and Sewer Enterprise Fund  
Non-GAAP Budgetary Basis  
Year Ended December 31, 2008  
(Amounts in 000's)

	<u>Final Budget</u>	<u>Actual Amounts</u>	<u>Variance with Final Budget Positive (Negative)</u>
<b>Operating revenues:</b>			
Fees and charges for services	\$ 5,859	\$ 5,182	\$ (677)
Other	46	79	33
<b><i>Total operating revenues</i></b>	<b><u>5,905</u></b>	<b><u>5,261</u></b>	<b><u>(644)</u></b>
<b>Operating expenses:</b>			
Personal services	693	659	34
Fringe benefits	290	260	30
Materials and services	4,328	3,826	502
Capital outlays	1,555	226	1,329
<b><i>Total operating expenses</i></b>	<b><u>6,866</u></b>	<b><u>4,971</u></b>	<b><u>1,895</u></b>
<b><i>Operating income (loss)</i></b>	<b><u>(961)</u></b>	<b><u>290</u></b>	<b><u>1,251</u></b>
<b>Nonoperating revenues (expenses):</b>			
Intergovernmental	250	524	274
Proceeds of loans	1,050	160	(890)
Debt service:			
Principal retirement	(410)	(410)	-
Interest charges	(153)	(153)	-
<b><i>Total nonoperating revenues (expenses)</i></b>	<b><u>737</u></b>	<b><u>121</u></b>	<b><u>(616)</u></b>
<b>Income (loss) before operating transfers</b>	<b>(224)</b>	<b>411</b>	<b>635</b>
Transfers out	(282)	-	282
<b><i>Total transfers</i></b>	<b><u>282</u></b>	<b><u>-</u></b>	<b><u>282</u></b>
<b><i>Net change in fund equity</i></b>	<b><u>(506)</u></b>	<b><u>411</u></b>	<b><u>917</u></b>
Fund equity - beginning	2,384	2,384	-
<b>Fund equity - ending</b>	<b><u>\$ 1,878</u></b>	<b><u>\$ 2,795</u></b>	<b><u>\$ 917</u></b>

**FRANKLIN COUNTY, OHIO**  
Schedule of Revenues, Expenses and  
Changes in Fund Equity - Budget and Actual  
Parking Facilities Enterprise Fund  
Non-GAAP Budgetary Basis  
Year Ended December 31, 2008  
(Amounts in 000's)

	<b>Final Budget</b>	<b>Actual Amounts</b>	<b>Variance with Final Budget Positive (Negative)</b>
<b>Operating revenues:</b>			
Fees and charges for services	\$ 2,526	\$ 2,395	\$ (131)
Other	-	341	341
<b>Total operating revenues</b>	<b>2,526</b>	<b>2,736</b>	<b>210</b>
<b>Operating expenses:</b>			
Personal services	291	289	2
Fringe benefits	149	146	3
Materials and services	1,682	1,344	338
<b>Total operating expenses</b>	<b>2,122</b>	<b>1,779</b>	<b>343</b>
<b>Operating income (loss)</b>	<b>404</b>	<b>957</b>	<b>553</b>
<b>Nonoperating revenues (expenses):</b>	-	-	-
<b>Income (loss) before operating transfers</b>	<b>404</b>	<b>957</b>	<b>553</b>
Transfers out	(1,277)	(1,277)	-
<b>Total transfers</b>	<b>1,277</b>	<b>1,277</b>	<b>-</b>
<b>Net change in fund equity</b>	<b>(873)</b>	<b>(320)</b>	<b>553</b>
Fund equity - beginning	3,289	3,289	-
<b>Fund equity - ending</b>	<b>\$ 2,416</b>	<b>\$ 2,969</b>	<b>\$ 553</b>

(THIS PAGE INTENTIONALLY LEFT BLANK)

## **INTERNAL SERVICE FUNDS**

The internal service funds report activities provided to the departments and agencies on a cost-reimbursement basis. The County has two internal service funds:

Employee Benefits – This fund accounts for the provision of medical, dental, optical, prescription, life and mental health insurance to departments and agencies.

Telecommunications – This fund accounts for the provision of telecommunication services, primarily voicemail.

**FRANKLIN COUNTY, OHIO**

Combining Statement of Net Assets

Internal Service Funds

December 31, 2008

(Amounts in 000's)

	<u>Employee Benefits</u>	<u>Telecom- munications</u>	<u>Total</u>
<b>Assets:</b>			
Current assets:			
Equity with County Treasurer	\$ 14,762	\$ 753	\$ 15,515
Accounts receivable	37	1	38
Due from other funds	-	17	17
Prepaid items	535	-	535
Total current assets	<u>15,334</u>	<u>771</u>	<u>16,105</u>
Noncurrent assets:			
Capital assets, net of accumulated depreciation:			
Depreciable	-	103	103
Total noncurrent assets	<u>-</u>	<u>103</u>	<u>103</u>
<b>Total assets</b>	<u>15,334</u>	<u>874</u>	<u>16,208</u>
<b>Liabilities:</b>			
Current liabilities:			
Accrued wages	40	-	40
Compensated absences payable	9	-	9
Accounts payable	7,845	3	7,848
Due to other funds	2	-	2
Total current liabilities	<u>7,896</u>	<u>3</u>	<u>7,899</u>
Noncurrent liabilities:			
Compensated absences payable	24	-	24
Total noncurrent liabilities	<u>24</u>	<u>-</u>	<u>24</u>
<b>Total liabilities</b>	<u>7,920</u>	<u>3</u>	<u>7,923</u>
<b>Net assets:</b>			
Invested in capital assets	-	103	103
Unrestricted	7,414	768	8,182
<b>Total net assets</b>	<u>\$ 7,414</u>	<u>\$ 871</u>	<u>\$ 8,285</u>

**FRANKLIN COUNTY, OHIO**

Combining Statement of Revenues, Expenses and Changes in Net Assets  
Internal Service Funds  
Year Ended December 31, 2008  
(Amounts in 000's)

---

	<u>Employee Benefits</u>	<u>Telecom- munications</u>	<u>Total</u>
<b>Operating revenues:</b>			
Fees and charges for services	\$ 67,067	\$ 187	\$ 67,254
Other	172	-	172
<b>Total operating revenues</b>	<u>67,239</u>	<u>187</u>	<u>67,426</u>
<b>Operating expenses:</b>			
Personal services	673	-	673
Cost of sales and services	67,115	34	67,149
Depreciation	-	15	15
<b>Total operating expenses</b>	<u>67,788</u>	<u>49</u>	<u>67,837</u>
<b>Operating income (loss)</b>	<u>(549)</u>	<u>138</u>	<u>(411)</u>
<b>Nonoperating revenues (expenses):</b>	<u>-</u>	<u>-</u>	<u>-</u>
<b>Change in net assets</b>	<u>(549)</u>	<u>138</u>	<u>(411)</u>
Net assets - beginning	7,963	733	8,696
<b>Net assets - ending</b>	<u>\$ 7,414</u>	<u>\$ 871</u>	<u>\$ 8,285</u>

**FRANKLIN COUNTY, OHIO**

Combining Statement of Cash Flows

Internal Service Funds

Year Ended December 31, 2008

(Amounts in 000's)

	<u>Employee Benefits</u>	<u>Telecom- munications</u>	<u>Total</u>
<b>Cash flows from operating activities:</b>			
Cash collections from customers	\$ 67,202	\$ 192	\$ 67,394
Cash payments to suppliers	(65,618)	(35)	(65,653)
Cash payments for salaries	(681)	-	(681)
	<u>903</u>	<u>157</u>	<u>1,060</u>
<b>Net cash provided by operating activities</b>	<b>903</b>	<b>157</b>	<b>1,060</b>
<b>Increase in cash for the year</b>	<b>903</b>	<b>157</b>	<b>1,060</b>
Cash and cash equivalents - beginning	13,859	596	14,455
<b>Cash and cash equivalents - ending</b>	<b><u>\$ 14,762</u></b>	<b><u>\$ 753</u></b>	<b><u>\$ 15,515</u></b>
<b>Reconciliation of operating income (loss) to net cash provided by (used in) operating activities:</b>			
Operating income (loss)	\$ (549)	\$ 138	\$ (411)
Adjustments to reconcile operating income (loss) to net cash provided by operating activities:			
Depreciation	-	15	15
Changes in operating assets and liabilities:			
(Increase) decrease in:			
Accounts receivable	174	1	175
Due from other funds	-	4	4
Prepaid items	(445)	-	(445)
Increase (decrease) in:			
Accrued wages	5	-	5
Accounts payable	1,729	(1)	1,728
Due to other funds	2	-	2
Compensated absences	(13)	-	(13)
<b>Net cash provided by operating activities</b>	<b><u>\$ 903</u></b>	<b><u>\$ 157</u></b>	<b><u>\$ 1,060</u></b>



**FRANKLIN COUNTY, OHIO**  
Schedule of Revenues, Expenses and  
Changes in Fund Equity - Budget and Actual  
Employee Benefits Internal Service Fund  
Non-GAAP Budgetary Basis  
Year Ended December 31, 2008  
(Amounts in 000's)

	<u>Final Budget</u>	<u>Actual Amounts</u>	<u>Variance with Final Budget Positive (Negative)</u>
<b>Operating revenues:</b>			
Fees and charges for services	\$ 66,610	\$ 67,045	\$ 435
Other	175	157	(18)
<b>Total operating revenues</b>	<b>66,785</b>	<b>67,202</b>	<b>417</b>
<b>Operating expenses:</b>			
Personal services	512	504	8
Fringe benefits	191	177	14
Materials and services	65,871	65,610	261
Capital outlays	14	8	6
<b>Total operating expenses</b>	<b>66,588</b>	<b>66,299</b>	<b>289</b>
<b>Operating income (loss)</b>	<b>197</b>	<b>903</b>	<b>706</b>
<b>Nonoperating revenues (expenses):</b>	-	-	-
<b>Net change in fund equity</b>	<b>197</b>	<b>903</b>	<b>706</b>
Fund equity - beginning	13,859	13,859	-
<b>Fund equity - ending</b>	<b>\$ 14,056</b>	<b>\$ 14,762</b>	<b>\$ 706</b>

**FRANKLIN COUNTY, OHIO**  
Schedule of Revenues, Expenses and  
Changes in Fund Equity - Budget and Actual  
Telecommunications Internal Service Fund  
Non-GAAP Budgetary Basis  
Year Ended December 31, 2008  
(Amounts in 000's)

	<u>Final Budget</u>	<u>Actual Amounts</u>	<u>Variance with Final Budget Positive (Negative)</u>
<b>Operating revenues:</b>			
Fees and charges for services	\$ 186	\$ 192	\$ 6
<b><i>Total operating revenues</i></b>	<b>186</b>	<b>192</b>	<b>6</b>
<b>Operating expenses:</b>			
Materials and services	45	35	10
<b><i>Total operating expenses</i></b>	<b>45</b>	<b>35</b>	<b>10</b>
<b><i>Operating income (loss)</i></b>	<b>141</b>	<b>157</b>	<b>16</b>
<b>Nonoperating revenues (expenses):</b>	-	-	-
<b><i>Net change in fund equity</i></b>	<b>141</b>	<b>157</b>	<b>16</b>
Fund equity - beginning	596	596	-
<b>Fund equity - ending</b>	<b>\$ 737</b>	<b>\$ 753</b>	<b>\$ 16</b>

## **FIDUCIARY FUNDS**

### **AGENCY FUNDS**

Agency funds are used to account for assets held by the County as an agent for individuals, private organizations, other governments, or other funds. A description of the agency funds follows:

Undivided Taxes – This fund includes the collection and distribution of real estate, property, motor vehicle, and estate taxes.

Payroll and Benefit Revolving – This fund accounts for the collection and distribution of the employer and employee shares of all payroll taxes and other withholdings.

Other Agency Funds – These funds account for the collection and distribution of local government taxes levied and collected by the State of Ohio. Also included are the collection and distribution of moneys held by County agencies in outside bank accounts, moneys held outside of the County treasury by the courts, and all funds that are not part of the County's reporting entity, but for whom the County serves as fiscal agent.

## FRANKLIN COUNTY, OHIO

Combining Statement of Changes in  
Fiduciary Assets and Liabilities  
Agency Funds  
Year Ended December 31, 2008  
(Amounts in 000's)

	Beginning Balance	Additions	Deductions	Ending Balance
<b>UNDIVIDED TAXES</b>				
<b>Assets:</b>				
Equity with County Treasurer	\$ 67,583	\$ 2,325,368	\$ 2,311,535	\$ 81,416
Cash in segregated accounts	3,163	28,135	28,357	2,941
Property taxes receivable, net	1,482,555	1,596,212	1,482,555	1,596,212
Total assets	\$ 1,553,301	\$ 3,949,715	\$ 3,822,447	\$ 1,680,569
<b>Liabilities:</b>				
Undistributed assets	\$ 1,553,254	\$ 3,912,815	\$ 3,785,510	\$ 1,680,559
Deposits held and due to others	47	36,900	36,937	10
Total liabilities	\$ 1,553,301	\$ 3,949,715	\$ 3,822,447	\$ 1,680,569
<b>PAYROLL AND BENEFIT REVOLVING FUND</b>				
<b>Assets:</b>				
Equity with County Treasurer	\$ 9,029	\$ 361,233	\$ 360,678	\$ 9,584
<b>Liabilities:</b>				
Deposits held and due to others	\$ 9,029	\$ 361,233	\$ 360,678	\$ 9,584
<b>OTHER AGENCY FUNDS</b>				
<b>Assets:</b>				
Equity with County Treasurer	\$ 25,254	\$ 87,057	\$ 83,019	\$ 29,292
Cash in segregated accounts	20,745	194,726	194,781	20,690
Total assets	\$ 45,999	\$ 281,783	\$ 277,800	\$ 49,982
<b>Liabilities:</b>				
Deposits held and due to others	\$ 45,999	\$ 280,667	\$ 276,684	\$ 49,982
Due to other funds	-	1,116	1,116	-
Total liabilities	\$ 45,999	\$ 281,783	\$ 277,800	\$ 49,982
<b>TOTAL ALL AGENCY FUNDS</b>				
<b>Assets:</b>				
Equity with County Treasurer	\$ 101,866	\$ 2,773,658	\$ 2,755,232	\$ 120,292
Cash in segregated accounts	23,908	222,861	223,138	23,631
Property taxes receivable, net	1,482,555	1,596,212	1,482,555	1,596,212
Total assets	\$ 1,608,329	\$ 4,592,731	\$ 4,460,925	\$ 1,740,135
<b>Liabilities:</b>				
Undistributed assets	\$ 1,553,254	\$ 3,912,815	\$ 3,785,510	\$ 1,680,559
Deposits held and due to others	55,075	678,800	674,299	59,576
Due to other funds	-	1,116	1,116	-
Total liabilities	\$ 1,608,329	\$ 4,592,731	\$ 4,460,925	\$ 1,740,135

## **COMPONENT UNITS**

Component units are legally separate organizations for which the County is financially accountable.

ARC Industries, Incorporated, of Franklin County, Ohio (ARC Industries) – ARC Industries is a sheltered, not-for-profit workshop that enters into contracts with the business community to provide workers for various manufacturing and service industry jobs.

Veterans Memorial Hall – Veterans Memorial Hall was built to commemorate the services of all members and veterans of the United States armed forces and to provide a center for veterans' meetings and programs.

Franklin County Stadium, Inc. and Columbus Baseball Team, Inc. (Stadium and Team) – These two interrelated nonprofit corporations were organized under ORC Chapter 1702 to provide entertainment and recreation in the stadium for the benefit and general welfare of the County.

**FRANKLIN COUNTY, OHIO**  
Combining Statement of Net Assets  
Discretely Presented Component Units  
December 31, 2008  
(Amounts in 000's)

	<b>ARC Industries</b>	<b>Veterans Memorial Hall</b>	<b>Stadium and Team</b>	<b>Total</b>
<b>Assets:</b>				
Cash, cash equivalents and investments in segregated accounts	\$ 5,269	\$ 1	\$ 3,102	\$ 8,372
Accounts receivable	630	75	103	808
Due from primary government	275	-	-	275
Inventories	59	-	87	146
Prepaid items	43	51	13,179	13,273
Restricted cash	-	-	17	17
Depreciable capital assets	1,974	178	1,044	3,196
<b>Total assets</b>	<b>8,250</b>	<b>305</b>	<b>17,532</b>	<b>26,087</b>
<b>Liabilities:</b>				
Accrued wages	482	25	-	507
Accounts payable and other current liabilities	254	117	557	928
Unearned revenue	-	90	13,785	13,875
Due to primary government	-	50	-	50
Long term liabilities:				
Due within one year	-	31	-	31
Due in more than one year	-	151	-	151
<b>Total liabilities</b>	<b>736</b>	<b>464</b>	<b>14,342</b>	<b>15,542</b>
<b>Net assets:</b>				
Invested in capital assets	1,974	178	1,044	3,196
Restricted for other purposes	71	-	-	71
Unrestricted	5,469	(337)	2,146	7,278
<b>Total net assets</b>	<b>\$ 7,514</b>	<b>\$ (159)</b>	<b>\$ 3,190</b>	<b>\$ 10,545</b>

**FRANKLIN COUNTY, OHIO**  
Combining Statement of Activities  
Discretely Presented Component Units  
Year Ended December 31, 2008  
(Amounts in 000's)

	<u>Program Revenues</u>			<u>Net (Expense) Revenue and Changes in Net Assets</u>			
	<u>Expenses</u>	<u>Charges for Services</u>	<u>Operating Grants and Contributions</u>	<u>ARC Industries</u>	<u>Veterans Memorial Hall</u>	<u>Stadium and Team</u>	<u>Total</u>
<b>Component units:</b>							
<b>ARC Industries:</b>							
Health	\$ 8,155	\$ 6,996	\$ 1,574	\$ 415	\$ -	\$ -	\$ 415
<b>Veterans Memorial Hall:</b>							
Conservation and recreation	2,537	2,491	-	-	(46)	-	(46)
<b>Stadium and Team:</b>							
Conservation and recreation	4,879	4,496	-	-	-	(383)	(383)
<b>Total component units</b>	<b><u>\$15,571</u></b>	<b><u>\$13,983</u></b>	<b><u>\$1,574</u></b>	<b><u>415</u></b>	<b><u>(46)</u></b>	<b><u>(383)</u></b>	<b><u>(14)</u></b>
General revenues:							
Unrestricted investment earnings (loss)				(656)	-	(572)	(1,228)
<b>Total general revenues</b>				<b><u>(656)</u></b>	<b><u>-</u></b>	<b><u>(572)</u></b>	<b><u>(1,228)</u></b>
Change in net assets				(241)	(46)	(955)	(1,242)
Net assets - beginning				7,755	(113)	4,145	11,787
<b>Net assets - ending</b>				<b><u>\$ 7,514</u></b>	<b><u>\$ (159)</u></b>	<b><u>\$ 3,190</u></b>	<b><u>\$ 10,545</u></b>

(THIS PAGE INTENTIONALLY LEFT BLANK)





---

***Statistical Section***

# FRANKLIN COUNTY, OHIO

## Statistical Section

This part of Franklin County, Ohio's comprehensive annual financial report presents detailed information as a context for understanding what the information in the financial statements, note disclosures, and required supplementary information says about the County's overall financial health.

### Contents

### Tables

#### ***Financial Trends***

1-4

These schedules contain trend information to help the reader understand how the County's financial position has changed over time.

#### ***Revenue Capacity***

5-13

These schedules contain information to help the reader understand and assess the factors' effect on the County's ability to generate its most significant local revenue sources, the property tax and the sales tax.

#### ***Debt Capacity***

14-19

These schedules present information to help the reader assess the affordability of the County's current levels of outstanding debt and the County's ability to issue additional debt in the future.

#### ***Economic and Demographic Information***

20-21

These schedules offer economic and demographic indicators to help the reader understand the environment within which the County's financial activities take place and to provide information that facilitates comparison of financial information over time and among governments.

#### ***Operating Information***

22-23

These schedules contain service and infrastructure data to help the reader understand how the information in the County's financial report relates to the services the County provides and the activities it performs.

#### ***Compliance Information***

24

This schedule provides the continuing disclosures required by Securities and Exchange Commission Rule 15c2-12.

**Sources:** Unless otherwise noted, the information in these schedules is derived from the comprehensive annual financial reports for the relevant year. The County implemented GASB 34 in 2002 and GASB 44 in 2005; related schedules present information beginning in the year of implementation.

(THIS PAGE INTENTIONALLY LEFT BLANK)

**FRANKLIN COUNTY, OHIO**

**Table 1**

Net Assets by Component  
(Accrual Basis of Accounting)  
Last Seven Years  
(Amounts in 000's)

	<u>2002</u>	<u>2003</u>	<u>2004</u>	<u>2005</u>	<u>2006</u>	<u>2007</u>	<u>2008</u>
<b>Governmental activities:</b>							
Invested in capital assets, net of related debt	\$ 286,609	\$ 308,191	\$ 305,033	\$ 308,863	\$ 346,360	\$ 304,589	\$ 320,422
Restricted	304,501	340,080	311,997	343,785	372,210	450,568	459,608
Unrestricted	<u>140,326</u>	<u>120,336</u>	<u>98,002</u>	<u>119,627</u>	<u>194,269</u>	<u>306,776</u>	<u>313,722</u>
<b>Total governmental activities net assets</b>	<u>\$ 731,436</u>	<u>\$ 768,607</u>	<u>\$ 715,032</u>	<u>\$ 772,275</u>	<u>\$ 912,839</u>	<u>\$ 1,061,933</u>	<u>\$ 1,093,752</u>
<b>Business-type activities:</b>							
Invested in capital assets, net of related debt	\$ 8,175	\$ 9,626	\$ 14,712	\$ 16,520	\$ 18,674	\$ 19,349	\$ 20,310
Unrestricted	<u>4,186</u>	<u>5,067</u>	<u>6,033</u>	<u>5,578</u>	<u>5,961</u>	<u>5,357</u>	<u>5,730</u>
<b>Total business-type activities net assets</b>	<u>\$ 12,361</u>	<u>\$ 14,693</u>	<u>\$ 20,745</u>	<u>\$ 22,098</u>	<u>\$ 24,635</u>	<u>\$ 24,706</u>	<u>\$ 26,040</u>
<b>Primary government:</b>							
Invested in capital assets, net of related debt	\$ 294,784	\$ 317,817	\$ 319,745	\$ 325,383	\$ 365,034	\$ 323,938	\$ 340,732
Restricted	304,501	340,080	311,997	343,785	372,210	450,568	459,608
Unrestricted	<u>144,512</u>	<u>125,403</u>	<u>104,035</u>	<u>125,205</u>	<u>200,230</u>	<u>312,133</u>	<u>319,452</u>
<b>Total primary government net assets</b>	<u>\$ 743,797</u>	<u>\$ 783,300</u>	<u>\$ 735,777</u>	<u>\$ 794,373</u>	<u>\$ 937,474</u>	<u>\$ 1,086,639</u>	<u>\$ 1,119,792</u>

Note: Fiscal years 2002 - 2005 reflect reclassifications and/or restatements.

**FRANKLIN COUNTY, OHIO**

Table 2

Changes in Net Assets  
(Accrual Basis of Accounting)  
Last Seven Years  
(Amounts in 000's)

	<u>2002<sup>1</sup></u>	<u>2003<sup>1</sup></u>	<u>2004<sup>1</sup></u>	<u>2005<sup>1</sup></u>	<u>2006</u>	<u>2007<sup>2</sup></u>	<u>2008</u>
<b>Expenses:</b>							
Governmental activities:							
General government <sup>2</sup>	\$ 79,025	\$ 87,918	\$ 97,951	\$ 89,376	\$ 99,566	\$ 123,389	\$ 122,288
Judicial	61,743	63,326	63,848	64,428	65,470	66,493	69,418
Public safety	105,752	110,265	115,335	125,185	119,756	131,384	133,455
Human services	306,806	324,388	312,037	317,211	344,807	369,831	395,904
Health	256,547	251,971	308,096	291,569	304,339	305,114	339,858
Public works	21,744	27,067	41,027	41,313	33,679	45,070	36,299
Conservation and recreation	14,186	14,250	14,445	14,505	20,757	20,537	20,492
Community development	7,366	6,645	7,668	7,834	3,694	5,299	5,220
Interest and fiscal charges	8,065	8,091	6,383	5,553	6,845	9,697	13,448
Total government activities expenses	<u>861,234</u>	<u>893,921</u>	<u>966,790</u>	<u>956,974</u>	<u>998,913</u>	<u>1,076,814</u>	<u>1,136,382</u>
Business-type activities:							
Water and sewer	4,849	4,620	4,434	4,541	4,808	5,890	5,229
Parking facilities	1,779	1,733	1,670	1,891	1,990	2,043	2,062
Total business-type activities expenses	<u>6,628</u>	<u>6,353</u>	<u>6,104</u>	<u>6,432</u>	<u>6,798</u>	<u>7,933</u>	<u>7,291</u>
<b>Total primary government expenses</b>	<u>\$ 867,862</u>	<u>\$ 900,274</u>	<u>\$ 972,894</u>	<u>\$ 963,406</u>	<u>\$ 1,005,711</u>	<u>\$ 1,084,747</u>	<u>\$ 1,143,673</u>
<b>Program revenues:</b>							
Governmental activities:							
Charges for services:							
General government	\$ 57,808	\$ 60,953	\$ 54,265	\$ 58,691	\$ 62,586	\$ 57,593	\$ 52,694
Judicial	9,186	10,521	10,872	10,979	10,857	10,502	11,395
Public safety	21,573	20,545	20,714	21,603	22,772	22,693	20,105
Human services	6,479	7,510	9,302	8,932	7,847	8,530	9,866
Health	1,175	1,409	1,708	6,418	12,773	10,459	8,416
Public works	1,239	2,807	2,821	3,084	1,096	1,216	4,000
Community development	280	834	1,112	907	758	516	426
Operating grants and contributions	357,324	349,067	327,708	351,932	361,153	393,634	403,523
Capital grants and contributions	10,891	18,875	8,944	26,232	14,839	30,532	20,716
Total governmental activities program revenues	<u>465,955</u>	<u>472,521</u>	<u>437,446</u>	<u>488,778</u>	<u>494,681</u>	<u>535,675</u>	<u>531,141</u>
Business-type activities:							
Charges for services:							
Water and sewer	4,203	4,314	4,701	5,053	4,672	5,031	5,312
Parking facilities	2,278	2,289	2,512	2,718	3,334	2,973	2,789
Capital grants and contributions	442	45	3,568	45	1,329	-	524
Total business-type activities program revenues	<u>6,923</u>	<u>6,648</u>	<u>10,781</u>	<u>7,816</u>	<u>9,335</u>	<u>8,004</u>	<u>8,625</u>
<b>Total primary government program revenues</b>	<u>\$ 472,878</u>	<u>\$ 479,169</u>	<u>\$ 448,227</u>	<u>\$ 496,594</u>	<u>\$ 504,016</u>	<u>\$ 543,679</u>	<u>\$ 539,766</u>

(Continued on next page)

**FRANKLIN COUNTY, OHIO**

Changes in Net Assets (Continued)  
(Accrual Basis of Accounting)  
Last Seven Years  
(Amounts in 000's)

Table 2

	<u>2002<sup>1</sup></u>	<u>2003<sup>1</sup></u>	<u>2004<sup>1</sup></u>	<u>2005<sup>1</sup></u>	<u>2006</u>	<u>2007<sup>2</sup></u>	<u>2008</u>
<b>Net program revenue (expense):</b>							
Governmental activities net program expense	\$ (395,279)	\$ (421,400)	\$ (529,344)	\$ (468,196)	\$ (504,232)	\$ (541,139)	\$ (605,241)
Business-type activities net program revenue	295	295	4,677	1,384	2,537	71	1,334
<b>Total primary government net program expense</b>	<u>\$ (394,984)</u>	<u>\$ (421,105)</u>	<u>\$ (524,667)</u>	<u>\$ (466,812)</u>	<u>\$ (501,695)</u>	<u>\$ (541,068)</u>	<u>\$ (603,907)</u>
<b>General revenues and other changes in net assets:</b>							
Governmental activities:							
Property taxes	\$ 284,070	\$ 302,419	\$ 313,562	\$ 337,991	\$ 360,173	\$ 374,017	\$ 367,003
Sales taxes	79,423	82,728	85,718	105,886	175,343	177,398	130,723
Grants and contributions not restricted to specific programs	62,398	66,242	66,358	63,506	72,791	84,033	96,250
Unrestricted investment earnings	25,438	9,219	11,506	18,025	36,489	54,785	43,084
Special item	(41,363)	-	-	-	-	-	-
Transfers in (out)	(200)	(2,037)	(1,375)	31	-	-	-
Total governmental activities general revenues and other changes in net assets	<u>409,766</u>	<u>458,571</u>	<u>475,769</u>	<u>525,439</u>	<u>644,796</u>	<u>690,233</u>	<u>637,060</u>
Business-type activities:							
Transfers in (out)	200	2,037	1,375	(31)	-	-	-
Total business-type activities general revenues and other changes in net assets	<u>200</u>	<u>2,037</u>	<u>1,375</u>	<u>(31)</u>	<u>-</u>	<u>-</u>	<u>-</u>
<b>Total primary government general revenues and other changes in net assets</b>	<u>\$ 409,966</u>	<u>\$ 460,608</u>	<u>\$ 477,144</u>	<u>\$ 525,408</u>	<u>\$ 644,796</u>	<u>\$ 690,233</u>	<u>\$ 637,060</u>
<b>Total change in net assets:</b>							
Governmental activities change in net assets	\$ 14,487	\$ 37,171	\$ (53,575)	\$ 57,243	\$ 140,564	\$ 149,094	\$ 31,819
Business-type activities change in net assets	495	2,332	6,052	1,353	2,537	71	1,334
<b>Total primary government change in net assets</b>	<u>\$ 14,982</u>	<u>\$ 39,503</u>	<u>\$ (47,523)</u>	<u>\$ 58,596</u>	<u>\$ 143,101</u>	<u>\$ 149,165</u>	<u>\$ 33,153</u>

Notes: <sup>1</sup> Fiscal years 2002 - 2005 reflect reclassifications and/or restatements.

<sup>2</sup> Expense in the amount of \$18,242,000 for the transfer of infrastructure assets to the State of Ohio included in General Government for fiscal year 2007

**FRANKLIN COUNTY, OHIO**

Fund Balances, Governmental Funds  
(Modified Accrual Basis of Accounting)

Last Ten Years

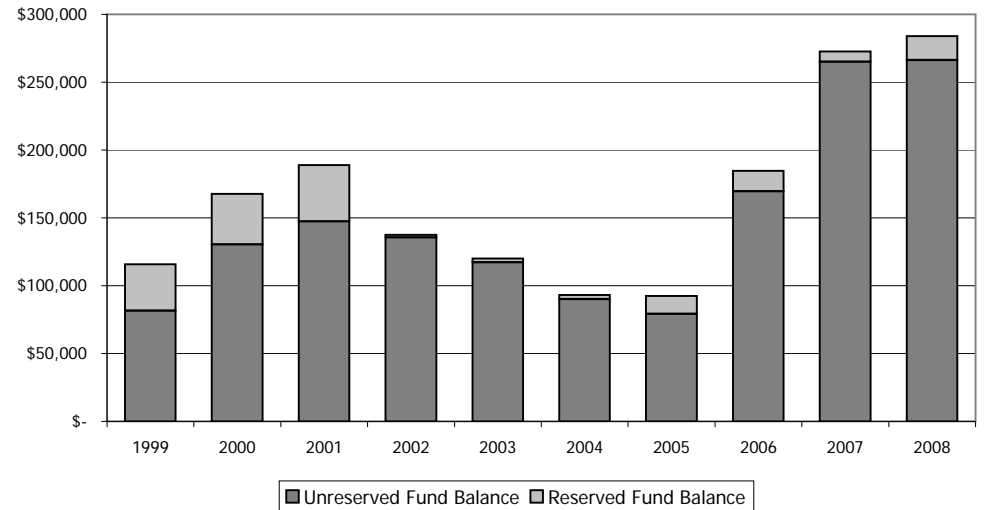
(Amounts in 000's)

**Table 3**

	<u>1999</u>	<u>2000</u>	<u>2001</u>	<u>2002</u>	<u>2003</u>	<u>2004</u>	<u>2005</u>	<u>2006</u>	<u>2007</u>	<u>2008</u>
<b>General fund:</b>										
Reserved	\$ 34,235	\$ 37,341	\$ 41,423	\$ 1,843	\$ 2,636	\$ 3,154	\$ 13,276	\$ 15,146	\$ 7,500	\$ 17,679
Unreserved	81,619	130,411	147,498	135,663	117,294	90,037	79,201	169,574	265,071	266,193
<b>Total general fund</b>	<u>115,854</u>	<u>167,752</u>	<u>188,921</u>	<u>137,506</u>	<u>119,930</u>	<u>93,191</u>	<u>92,477</u>	<u>184,720</u>	<u>272,571</u>	<u>283,872</u>
<b>All other governmental funds:</b>										
Reserved	37,593	42,128	31,835	18,953	20,940	18,959	17,225	15,421	14,284	14,559
Unreserved, reported in:										
Special revenue funds	108,892	165,357	184,698	230,592	246,575	211,540	258,138	294,466	347,120	347,381
Debt service funds	117	88	1	-	30	29	30	41	3,961	1,945
Capital projects funds	32,897	19,402	5,634	7,237	8,830	4,786	(4,627)	(20,195)	140,196	91,898
<b>Total all other governmental funds</b>	<u>179,499</u>	<u>226,975</u>	<u>222,168</u>	<u>256,782</u>	<u>276,375</u>	<u>235,314</u>	<u>270,766</u>	<u>289,733</u>	<u>505,561</u>	<u>455,783</u>
<b>Total governmental funds</b>	<u>\$ 295,353</u>	<u>\$ 394,727</u>	<u>\$ 411,089</u>	<u>\$ 394,288</u>	<u>\$ 396,305</u>	<u>\$ 328,505</u>	<u>\$ 363,243</u>	<u>\$ 474,453</u>	<u>\$ 778,132</u>	<u>\$ 739,655</u>

Note: Fiscal years 1999 - 2006 reflect reclassifications and/or restatements.

**GENERAL FUND**



**FRANKLIN COUNTY, OHIO**  
 Changes in Fund Balances, Governmental Funds  
 (Modified Accrual Basis of Accounting)  
 Last Ten Years  
 (Amounts in 000's)

Table 4

	1999 <sup>1</sup>	2000 <sup>1</sup>	2001 <sup>1</sup>	2002 <sup>1</sup>	2003 <sup>1</sup>	2004 <sup>1</sup>	2005 <sup>1</sup>	2006	2007	2008
<b>Revenues:</b>										
Sales tax	\$ 79,030	\$ 82,901	\$ 81,139	\$ 79,622	\$ 81,682	\$ 85,588	\$ 97,633	\$ 172,866	\$ 177,768	\$ 136,336
Property taxes	248,657	273,209	280,490	284,251	304,651	309,002	333,844	365,863	370,977	359,593
Licenses and permits	1,223	1,426	1,112	1,273	1,396	1,535	1,606	1,978	1,744	2,127
Fees and charges for services	60,355	62,393	68,801	79,116	83,798	73,467	88,165	85,914	92,659	83,862
Fines and forfeitures	1,568	1,401	1,552	1,655	1,852	2,286	2,522	2,818	3,456	2,412
Intergovernmental	348,060	365,968	384,419	418,617	411,993	391,599	440,588	444,850	494,091	508,347
Investment income	20,448	42,340	43,570	24,697	12,523	11,033	17,006	35,709	54,412	48,044
Other	15,507	19,986	20,560	19,112	23,114	21,705	20,515	28,221	22,299	28,296
<b>Total revenues</b>	<u>774,848</u>	<u>849,624</u>	<u>881,643</u>	<u>908,343</u>	<u>921,009</u>	<u>896,215</u>	<u>1,001,879</u>	<u>1,138,219</u>	<u>1,217,406</u>	<u>1,169,017</u>
<b>Expenditures:</b>										
Current:										
General government	67,445	64,071	73,819	70,907	76,651	83,267	78,583	90,239	96,815	110,929
Judicial	43,730	46,607	53,979	58,561	62,662	63,260	64,203	64,291	66,807	69,379
Public safety	72,008	80,082	88,014	100,410	104,804	112,000	114,260	109,636	121,971	126,662
Human services	231,603	252,770	307,487	306,802	324,661	312,418	318,665	346,007	374,442	398,548
Health	246,294	238,555	257,707	254,013	251,131	306,618	292,420	302,142	302,713	340,455
Public works	34,395	34,110	31,365	38,483	47,945	37,413	38,691	40,016	51,738	38,576
Conservation and recreation	12,898	13,191	13,602	13,959	14,023	14,218	14,278	19,660	19,441	19,395
Community development	3,262	2,992	3,058	6,557	5,489	6,528	5,510	2,200	4,278	3,436
Capital outlays	12,623	19,795	23,037	13,578	5,407	3,884	26,102	21,680	17,250	63,959
Debt service:										
Principal retirement	7,991	7,629	7,778	7,616	8,992	9,096	9,636	9,833	9,792	25,696
Interest and fiscal charges <sup>2</sup>	9,879	9,703	8,607	8,096	8,185	6,952	6,169	7,112	10,254	13,766
Intergovernmental grants	3,286	2,902	2,040	5,346	7,753	7,753	16,550	16,274	14,021	14,559
<b>Total expenditures</b>	<u>745,414</u>	<u>772,407</u>	<u>870,493</u>	<u>884,328</u>	<u>917,703</u>	<u>963,407</u>	<u>985,067</u>	<u>1,029,090</u>	<u>1,089,522</u>	<u>1,225,360</u>
<b>Excess (deficiency) of revenues over (under) expenditures</b>	<u>29,434</u>	<u>77,217</u>	<u>11,150</u>	<u>24,015</u>	<u>3,306</u>	<u>(67,192)</u>	<u>16,812</u>	<u>109,129</u>	<u>127,884</u>	<u>(56,343)</u>
<b>Other financing sources (uses):</b>										
Transfers in	58,891	38,906	31,433	37,477	31,327	25,089	33,888	28,532	27,930	30,127
Transfers out	(58,821)	(38,843)	(31,951)	(37,677)	(33,364)	(26,464)	(33,857)	(28,532)	(27,930)	(30,127)
Proceeds of debt <sup>3</sup>	255	1,942	-	734	599	-	16,703	1,300	174,200	17,490
Capital leases	459	711	735	306	707	304	347	168	1,481	171
Sale of capital assets	183	432	150	347	581	463	845	613	114	205
<b>Total other financing sources (uses)</b>	<u>967</u>	<u>3,148</u>	<u>367</u>	<u>1,187</u>	<u>(150)</u>	<u>(608)</u>	<u>17,926</u>	<u>2,081</u>	<u>175,795</u>	<u>17,866</u>
Special item - uncollectible receivable	-	-	-	(41,363)	-	-	-	-	-	-
<b>Net change in fund balances</b>	<u>\$ 30,401</u>	<u>\$ 80,365</u>	<u>\$ 11,517</u>	<u>\$ (16,161)</u>	<u>\$ 3,156</u>	<u>\$ (67,800)</u>	<u>\$ 34,738</u>	<u>\$ 111,210</u>	<u>\$ 303,679</u>	<u>\$ (38,477)</u>
Debt service as a percentage of noncapital expenditures	2.44%	2.30%	1.93%	1.80%	1.88%	1.72%	1.69%	1.73%	1.90%	3.44%

Notes: <sup>1</sup>Fiscal years 1999 - 2005 reflect reclassifications and/or restatements.

<sup>2</sup>Includes bond and note issuance cost.

<sup>3</sup>Includes bonds, notes, loans, and the related premiums and discounts.



**FRANKLIN COUNTY, OHIO**  
 Assessed and Estimated Actual Value of Taxable Property  
 Last Ten Years  
 (Amounts in 000's)

Table 5

Tax Year	Real Property		Personal Property		Public Utilities		Total		Ratio
	Assessed Value <sup>1</sup>	Estimated Actual Value	Assessed Value	Estimated Actual Value	Assessed Value <sup>6</sup>	Estimated Actual Value	Assessed Value	Estimated Actual Value	
1999	\$ 17,689,287	\$ 50,540,820	\$ 2,383,642	<sup>2</sup> \$ 9,534,568	\$ 959,182	\$ 2,740,520	\$ 21,032,111	\$ 62,815,908	33.5%
2000	18,204,578	52,013,080	2,553,204	<sup>2</sup> 10,212,816	940,870	2,688,200	21,698,652	64,914,096	33.4%
2001	18,749,004	53,568,583	2,579,141	<sup>2</sup> 10,316,564	783,268	2,237,909	22,111,413	66,123,056	33.4%
2002	21,246,923	60,705,494	2,695,271	<sup>2</sup> 10,781,084	801,985	2,291,386	24,744,179	73,777,964	33.5%
2003	21,760,810	62,173,743	2,222,664	<sup>3</sup> 9,261,100	788,157	2,251,877	24,771,631	73,686,720	33.6%
2004	22,266,430	63,618,371	2,148,071	<sup>3</sup> 8,950,296	818,179	2,337,654	25,232,680	74,906,321	33.7%
2005	25,818,193	73,766,266	1,564,678	<sup>4</sup> 6,519,492	785,224	2,243,497	28,168,095	82,529,255	34.1%
2006	26,439,904	75,542,582	1,117,739	<sup>5</sup> 5,961,275	745,706	2,130,589	28,303,349	83,634,446	33.8%
2007	26,842,945	76,694,129	633,872	<sup>6</sup> 5,070,976	553,977	1,582,791	28,030,794	83,347,896	33.6%
2008	27,348,397	78,138,277	77,630	<sup>7</sup> 621,040	573,951	1,639,860	27,999,978	80,399,177	34.8%

Source: Franklin County Auditor's Office

Notes: The full property tax rate for 2008 collections was 17.84 per \$1,000 of assessed valuation.

<sup>1</sup>Assessed value = 35% of estimated actual value.

<sup>2</sup>Assessed value = 25% of estimated actual value.

<sup>3</sup>Assessed value = 24% of estimated actual value.

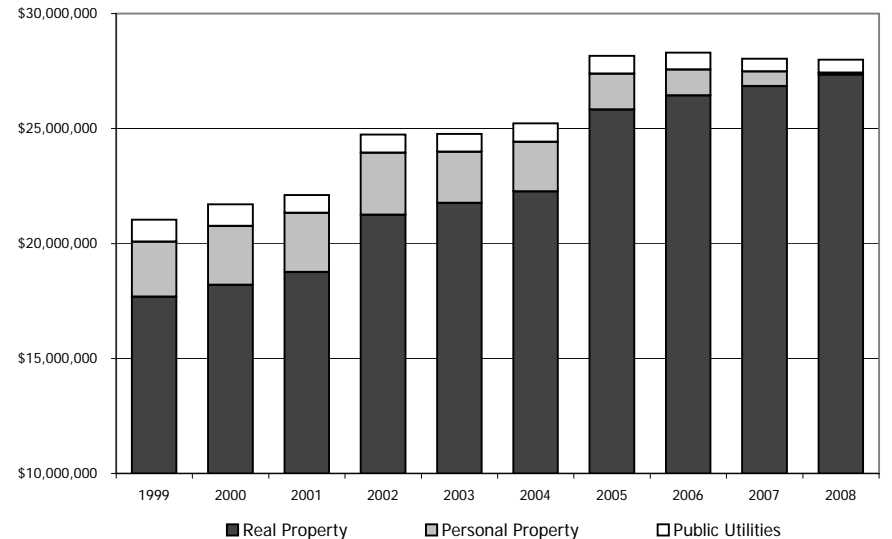
<sup>4</sup>Assessed value = 18.75% of estimated actual value.

<sup>5</sup>Assessed value = 12.50% of estimated actual value.

<sup>6</sup>Assessed value = 6.25% of estimated actual value, telephone company property reclassified from Public Utilities to Personal Property.

<sup>7</sup>Tangible property tax eliminated except for telephone company property, assessed at 10% of estimated actual value.

**ASSESSED VALUE OF TAXABLE PROPERTY**



**FRANKLIN COUNTY, OHIO**  
 Assessed Valuation of the County by Classification  
 Last Ten Years  
 (Amounts in 000's)

Table 6

Tax Year	Real Estate Classification								Personal Property Classification						Total Assessed Valuation	
	Residential/ Agricultural		Commercial/ Industrial		Public Utility Real Estate		Total Real Estate		General		Public Utility Personal		Total Personal Property			
	Amount	Percent of Total	Amount	Percent of Total	Amount	Percent of Total	Amount	Percent of Total	Amount	Percent of Total	Amount	Percent of Total	Amount	Percent of Total	Amount	Percent of Total
1999	\$ 11,719,337	55.72%	\$ 5,959,833	28.34%	\$ 10,118	0.05%	\$ 17,689,288	84.11%	\$ 2,383,642	11.33%	\$ 959,182	4.56%	\$ 3,342,824	15.89%	\$ 21,032,112	100.00%
2000	12,044,851	55.51%	6,148,684	28.34%	11,043	0.05%	18,204,578	83.90%	2,553,204	11.77%	940,870	4.34%	3,494,074	16.10%	21,698,652	100.00%
2001	12,372,774	55.96%	6,368,777	28.80%	7,453	0.03%	18,749,004	84.79%	2,579,141	11.66%	783,268	3.54%	3,362,409	15.21%	22,111,413	100.00%
2002	14,311,646	57.84%	6,928,334	28.00%	6,943	0.03%	21,246,923	85.87%	2,695,271	10.89%	801,985	3.24%	3,497,256	14.13%	24,744,179	100.00%
2003	14,734,182	59.48%	7,019,231	28.34%	7,397	0.03%	21,760,810	87.85%	2,222,664	8.97%	788,157	3.18%	3,010,821	12.15%	24,771,631	100.00%
2004	15,175,539	60.14%	7,083,514	28.07%	7,377	0.03%	22,266,430	88.24%	2,148,071	8.51%	818,179	3.24%	2,966,250	11.76%	25,232,680	100.00%
2005	18,363,757	65.19%	7,446,945	26.44%	7,491	0.03%	25,818,193	91.66%	1,564,678	5.55%	785,224	2.79%	2,349,902	8.34%	28,168,095	100.00%
2006	18,795,315	66.41%	7,635,997	26.98%	8,592	0.03%	26,439,904	93.42%	1,117,739	3.95%	745,706	2.63%	1,863,445	6.58%	28,303,349	100.00%
2007	19,036,047	67.91%	7,795,863	27.81%	11,034	0.04%	26,842,945	95.76%	633,872	2.26%	553,977	1.98%	1,187,849	4.24%	28,030,794	100.00%
2008	19,204,907	68.59%	8,133,402	29.05%	10,088	0.04%	27,348,397	97.67%	77,630	0.28%	573,951	2.05%	651,581	2.33%	27,999,978	100.00%

Source: Franklin County Auditor's Office.

**FRANKLIN COUNTY, OHIO**  
Real Property Value and Construction  
Last Ten Years  
(Amounts in 000's)

Table 7

Tax Year	New Construction			Real Property Value		
	Agricultural/ Residential	Commercial/ Industrial	Total New Construction	Agricultural/ Residential <sup>1</sup>	Commercial/ Industrial <sup>1</sup>	Tax-Exempt <sup>2</sup>
1999	\$ 778,365	\$ 593,507	\$ 1,371,872	\$ 33,483,819	\$ 17,028,093	\$ 9,898,872
2000	739,535	596,765	1,336,300	34,413,861	17,567,667	10,843,918
2001	755,688	553,429	1,309,117	35,350,784	18,196,506	11,599,142
2002	902,251	494,123	1,396,374	40,890,417	19,815,076	13,178,663
2003	995,854	375,633	1,371,487	42,097,663	20,076,080	13,498,844
2004	1,061,898	436,245	1,498,143	43,358,683	20,259,686	14,034,765
2005	1,201,420	601,435	1,802,855	52,467,877	21,298,388	16,062,632
2006	1,091,652	651,470	1,743,122	53,700,901	21,817,134	16,380,748
2007	825,819	659,327	1,485,146	54,389,185	22,273,894	17,517,167
2008	647,957	510,716	1,158,673	54,871,163	23,238,291	19,648,076

Source: Franklin County Auditor's Office.

Notes: All are appraised values.

<sup>1</sup>Years 2006 and forward include value and or class adjustments (e.g., homestead, current agricultural use valuation)

<sup>2</sup>Includes abated values.

**FRANKLIN COUNTY, OHIO**  
 Property Taxes on a \$100,000  
 Owner-Occupied Home or a Business  
 City of Columbus / Columbus School District  
 December 31, 2008

**Table 8**

Real estate taxes help finance your school district, your city, village or township, your public library, your parks and zoo, and various County services. In the example below, if your home or business has an appraised value of \$100,000 located in the City of Columbus and the Columbus City School District for tax year 2008, this is how the taxes will be distributed in calendar year 2009.

<u>Tax Recipient</u>	<u>Home</u>	<u>Business</u>
Columbus City Schools	\$ 1,232.13	\$ 1,841.23
Board of MR&DD	186.58	227.36
Children Services	110.70	151.56
City of Columbus	96.16	109.90
ADAMH Board	67.04	74.47
County General Fund	45.02	51.45
Columbus Public Library	22.88	39.65
Office on Aging	27.48	30.47
Zoological Park	19.50	24.48
Metro Parks	12.70	18.48
<b>Total</b>	<u>\$ 1,820.19</u>	<u>\$ 2,569.05</u>

Source: Franklin County Auditor's Office.

**FRANKLIN COUNTY, OHIO**  
 Property Tax Rates - Direct and Overlapping Governments  
 (Per \$1,000 of Assessed Value)  
 Last Ten Years

Table 9

	1999	2000	2001	2002	2003	2004	2005	2006	2007	2008
<b>County:</b>										
General Fund	\$ 1.47	\$ 1.47	\$ 1.47	\$ 1.47	\$ 1.47	\$ 1.47	\$ 1.47	\$ 1.47	\$ 1.47	\$ 1.47
Children Services	4.25	4.25	4.25	4.25	4.25	5.05	5.05	5.05	5.05	5.05
ADAMH Board	2.20	2.20	2.20	2.20	2.20	2.20	2.20	2.20	2.20	2.20
MR & DD	7.47	7.47	7.47	7.47	7.47	7.47	7.47	7.47	7.47	7.00
Zoological Park	0.75	0.75	0.75	0.75	0.75	0.75	0.75	0.75	0.75	0.75
Office on Aging	0.85	0.85	0.85	0.85	0.85	0.85	0.85	0.85	0.90	0.90
<b>Total County rates</b>	<b>\$ 16.99</b>	<b>\$ 16.99</b>	<b>\$ 16.99</b>	<b>\$ 16.99</b>	<b>\$ 16.99</b>	<b>\$ 17.79</b>	<b>\$ 17.79</b>	<b>\$ 17.79</b>	<b>\$ 17.84</b>	<b>\$ 17.37</b>
<b>School districts:</b>										
Bexley	\$ 97.73	\$ 111.08	\$ 111.10	\$ 109.72	\$ 113.00	\$ 109.50	\$ 108.45	\$ 108.30	\$ 108.25	\$ 108.25
Canal Winchester	55.91	55.91	62.80	61.20	61.05	61.00	61.25	61.25	61.25	62.93
Columbus	57.57	57.37	57.37	58.80	59.18	67.65	66.47	67.65	67.65	75.50
Dublin	65.22	65.22	65.22	64.60	64.60	64.60	72.50	72.50	72.50	72.50
Gahanna-Jefferson	61.35	61.21	61.24	60.90	61.19	60.14	59.24	66.95	65.80	66.78
Grandview Heights	81.82	81.97	82.17	92.12	92.33	92.45	101.28	100.50	100.80	101.10
Groveport-Madison	55.40	55.05	54.50	53.78	53.88	53.36	52.60	52.75	52.81	52.81
Hamilton	47.09	54.10	54.11	53.75	53.65	53.43	55.57	55.15	55.60	55.60
Hilliard	59.71	65.61	65.61	64.44	64.44	74.40	73.14	75.89	75.89	82.79
New Albany-Plain	47.46	52.17	52.03	50.17	59.19	58.10	56.16	65.16	65.10	64.40
Reynoldsburg	55.49	55.39	55.28	58.20	58.21	59.63	59.30	59.30	59.10	65.70
South-Western	56.97	56.97	56.61	56.44	56.43	55.23	64.67	64.55	64.45	65.00
Upper Arlington	83.95	83.32	89.52	89.15	89.11	96.24	95.88	95.88	102.08	102.08
Westerville	59.66	63.50	63.40	63.20	63.20	68.01	67.31	72.50	72.50	73.00
Whitehall	65.49	65.52	65.49	65.40	65.40	65.40	65.33	65.45	65.45	72.42
Worthington	72.65	72.60	78.38	77.88	77.71	84.56	83.23	83.23	83.23	83.14
<b>School districts (out-of-County):</b>										
Jonathan Alder	\$ 40.10	\$ 40.10	\$ 40.10	\$ 49.00	\$ 48.60	\$ 48.10	\$ 38.60	\$ 38.10	\$ 34.90	\$ 38.10
Licking Heights	39.60	48.50	48.10	47.53	47.52	47.52	48.50	48.52	47.07	47.00
Madison-Plains	35.45	35.45	35.45	35.45	40.45	40.45	48.45	48.45	48.45	48.45
Olentangy	49.77	49.80	49.80	50.56	50.50	61.00	62.00	62.00	62.00	70.72
Pickerington	66.36	70.30	70.10	70.10	78.00	77.50	77.05	80.75	80.35	79.85
Teays Valley	31.60	31.60	31.60	31.60	31.60	31.60	31.20	34.10	31.80	31.80
<b>Joint vocational school districts:</b>										
Central Ohio	\$ 1.60	\$ 1.10	\$ 1.10	\$ 0.50	\$ 0.50	\$ 0.50	\$ 0.50	\$ 1.30	\$ 1.30	\$ 1.30
Delaware County	3.40	3.40	3.20	3.20	3.20	3.20	3.20	3.20	3.20	3.20
Eastland	2.00	2.00	2.00	2.00	2.00	2.00	2.00	2.00	2.00	2.00
Licking County	2.00	2.00	2.00	3.00	2.80	3.00	3.00	3.00	3.00	2.50
<b>Corporations:</b>										
Bexley	\$ 5.35	\$ 5.35	\$ 5.35	\$ 7.85	\$ 7.85	\$ 7.85	\$ 7.85	\$ 7.85	\$ 7.85	\$ 7.85
Brice	3.20	3.20	3.20	3.20	3.20	3.20	3.20	3.20	3.20	3.20
Canal Winchester	2.00	2.00	2.00	2.00	2.00	2.00	2.00	2.00	2.00	2.00
Columbus	3.14	3.14	3.14	3.14	3.14	3.14	3.14	3.14	3.14	3.14
Dublin	2.97	2.97	2.97	2.97	2.96	2.96	2.95	2.95	2.95	2.95
Gahanna	2.40	2.40	2.40	2.40	2.40	2.40	2.40	2.40	2.40	2.40

(Continued on next page)

**FRANKLIN COUNTY, OHIO**  
Property Tax Rates - Direct and Overlapping Governments (Continued)  
(Per \$1,000 of Assessed Value)  
Last Ten Years

Table 9

	1999	2000	2001	2002	2003	2004	2005	2006	2007	2008
Grandview Heights	10.70	10.70	10.70	10.70	10.70	10.70	10.70	10.70	10.70	10.70
Grove City	4.60	4.50	4.40	4.30	4.20	4.20	4.20	3.70	3.50	3.50
Groveport	1.40	1.40	1.40	1.40	1.40	1.40	1.40	1.40	1.40	1.40
Harrisburg	1.00	1.00	1.00	1.00	1.00	1.00	1.00	1.00	1.00	1.00
Hilliard	1.60	1.60	1.60	1.60	1.60	1.60	1.60	1.60	1.60	1.60
Lockbourne	2.50	2.50	2.50	2.50	2.50	2.50	2.50	2.50	2.50	2.50
Marble Cliff	0.35	0.35	0.35	0.35	0.35	0.35	0.35	0.35	0.35	0.35
Minerva Park	12.32	16.32	16.32	16.13	16.13	16.08	16.09	16.09	15.95	15.95
New Albany	1.57	1.23	1.72	1.73	1.94	1.94	1.94	1.94	1.94	1.94
New Rome	1.20	1.20	1.20	1.20	-	-	-	-	-	-
Obetz	1.70	1.70	1.70	1.70	1.70	1.70	1.70	1.70	1.70	1.70
Pickerington	7.80	7.80	7.80	7.80	7.80	7.80	7.80	7.80	7.80	7.80
Reynoldsburg	0.76	0.76	0.70	0.70	0.70	0.70	0.70	0.70	0.70	0.70
Riverlea	6.00	6.00	6.00	6.00	6.00	6.00	6.50	6.50	6.50	6.50
Upper Arlington	6.39	6.39	6.76	6.86	6.86	6.85	6.74	6.64	6.38	6.46
Urbancrest	0.60	0.60	0.60	0.60	0.60	0.60	0.60	0.60	0.60	0.60
Valleyview	24.53	24.53	24.53	24.53	24.53	24.53	24.53	22.53	22.53	22.53
Westerville	14.57	14.54	14.50	17.85	18.06	17.95	17.97	17.60	17.64	17.70
Whitehall	1.50	1.50	1.50	1.50	1.50	1.50	1.50	1.50	1.50	1.50
Worthington	3.00	3.00	3.00	3.00	3.00	3.00	3.00	5.00	5.00	5.00
<b>Townships:</b>										
Blendon	\$ 22.41	\$ 22.16	\$ 22.00	\$ 25.40	\$ 25.07	\$ 25.05	\$ 25.02	\$ 26.55	\$ 26.51	\$ 26.56
Brown	9.60	9.60	9.60	9.60	9.60	12.80	12.80	12.80	12.80	12.80
Clinton	25.64	25.64	25.64	25.64	25.64	25.64	25.64	31.14	31.14	29.74
Franklin	13.05	13.05	13.05	13.05	13.05	18.05	18.05	21.31	21.31	25.20
Hamilton	15.05	15.55	15.80	15.80	15.80	15.80	15.80	15.80	15.80	15.80
Jackson	20.20	20.20	20.20	20.20	20.20	20.20	20.20	20.20	20.20	20.20
Jefferson	10.59	10.53	10.50	10.37	10.37	10.28	10.21	10.09	9.12	9.17
Madison	21.80	21.80	21.80	21.80	21.80	21.80	21.80	21.80	21.80	21.80
Mifflin	20.80	21.80	21.80	21.80	21.80	22.80	22.80	22.80	22.80	26.80
Norwich	18.80	18.80	18.80	21.60	21.60	21.60	21.60	21.60	21.60	21.60
Perry	23.80	20.50	23.80	23.80	20.40	18.40	18.40	21.20	21.20	18.10
Plain	10.72	13.58	13.52	13.43	13.12	13.37	13.27	13.15	12.85	15.35
Pleasant	16.20	16.20	16.20	16.20	18.70	18.70	18.70	18.70	18.70	18.70
Prairie	14.20	14.20	14.20	14.20	14.20	14.20	14.20	18.20	18.20	18.20
Sharon	19.10	19.08	19.00	23.50	23.50	23.50	23.50	23.50	23.50	23.50
Truro	12.65	12.65	12.65	16.65	16.65	16.65	16.65	16.65	16.65	16.65
Washington	20.01	20.00	20.00	20.00	20.00	19.99	19.99	19.95	14.47	14.48
<b>Other units:</b>										
Columbus Metropolitan Library	\$ 2.20	\$ 2.20	\$ 2.20	\$ 2.20	\$ 2.20	\$ 2.20	\$ 2.20	\$ 2.20	\$ 2.20	\$ 2.20
Grandview Heights Public Library	4.70	4.70	4.70	4.70	4.70	4.70	4.70	4.70	4.70	4.70
Delaware County District Library	0.24	0.19	0.18	0.15	0.12	0.09	0.08	0.07	0.06	0.04
Metropolitan Park District	0.65	0.65	0.65	0.65	0.65	0.65	0.65	0.65	0.65	0.65
New Albany-Plain Park District <sup>1</sup>	-	0.75	0.75	0.75	1.27	1.87	1.72	1.72	1.69	1.69
Upper Arlington Public Library	1.00	1.00	1.00	2.00	2.00	2.00	2.00	2.00	2.00	2.00
Westerville Public Library <sup>2</sup>	-	-	-	0.80	0.80	0.80	0.80	0.80	0.80	0.80
Worthington Public Library	2.20	2.20	2.20	2.20	2.20	2.20	4.80	4.80	4.80	4.80

Source: Franklin County Auditor's Office.

Notes: <sup>1</sup>Effective 2000  
<sup>2</sup>Effective 2002

**FRANKLIN COUNTY, OHIO**  
Principal Property Taxpayers  
As of December 31, 2008 and December 31, 1999  
(Amounts in 000's)

Table 10

2008					1999				
Taxpayer	Assessed Valuation	Rank	Percent of Total	Rank in 1999	Taxpayer	Assessed Valuation	Rank	Percent of Total	
<b>Public utilities:</b>					<b>Public utilities:</b>				
Columbus Southern Power Company	\$ 476,590	1	1.70%	1	Columbus Southern Power Company	\$ 404,523	1	1.92%	
Columbia Gas of Ohio Inc.	63,709	2	0.23%	3	Ohio Bell Telephone Company	210,711	2	1.00%	
American Electric Power	25,953	3	0.09%	-	Columbia Gas of Ohio Inc.	161,353	3	0.77%	
					New Par	22,961	4	0.11%	
<b>Real estate:</b>					<b>Real estate:</b>				
Nationwide Mutual Insurance Company	75,530	1	0.27%	1	Nationwide Mutual Insurance Company	102,206	1	0.49%	
Distribution Land Corp.	70,123	2	0.25%	4	Capitol South Community Redevelopment	65,535	2	0.31%	
Duke Realty LP	59,054	3	0.21%	5	Huntington Center Associates	48,685	3	0.23%	
Huntington Center	58,100	4	0.21%	3	Distribution Land Corp.	42,893	4	0.21%	
OhioHealth Corp	57,795	5	0.21%	-	Duke Realty LP	36,533	5	0.17%	
New Albany Company	20,727	6	0.07%	6	New Albany Company	33,690	6	0.16%	
Private Individual	20,377	7	0.07%	-	American Electric Power	31,695	7	0.15%	
Eastrich No. 167 Corp.	19,354	8	0.07%	9	State Teachers Retirement Board of Ohio	27,258	8	0.13%	
M/I Homes of Central Ohio	19,108	9	0.07%	-	Eastrich No. 167 Corporation	19,959	9	0.10%	
Anheuser Busch, Inc.	18,706	10	0.07%	-	Ashland Oil Incorporated	19,615	10	0.09%	
<b>All others</b>	<u>27,014,852</u>		<u>96.48%</u>		<b>All others</b>	<u>19,804,494</u>		<u>94.16%</u>	
<b>Total</b>	<u>\$ 27,999,978</u>		<u>100.00%</u>		<b>Total</b>	<u>\$ 21,032,111</u>		<u>100.00%</u>	

Source: Franklin County Auditor's Office.

**FRANKLIN COUNTY, OHIO**  
Property Tax Levies and Collections  
Last Ten Years  
(Amounts in 000's)

Table 11

<u>Fiscal Year</u>	<u>Equalized Tax Levy<sup>1</sup></u>	<u>Current Tax Collections<sup>2</sup></u>	<u>Percent of Levy Collected</u>	<u>Delinquent Tax Collections</u>	<u>Total Tax Collections<sup>3</sup></u>	<u>Percent of Total Collections to Levy</u>	<u>Outstanding Delinquent Taxes</u>	<u>Outstanding Delinquent Taxes to Levy</u>
1999	\$ 279,715	\$ 273,824	97.9%	\$ 8,757	\$ 282,581	101.0%	\$ 17,723	6.3%
2000	304,051	295,269	97.1%	7,628	302,897	99.6%	22,582	7.4%
2001	314,141	301,641	96.0%	10,548	312,189	99.4%	27,843	8.9%
2002	319,340	302,203	94.6%	13,132	315,335	98.7%	28,615	9.0%
2003	342,578	324,408	94.7%	14,637	339,045	99.0%	29,103	8.5%
2004	346,556	326,932	94.3%	16,739	343,671	99.2%	23,635	6.8%
2005	380,805	358,907	94.2%	13,005	371,912	97.7%	25,711	6.8%
2006	389,647	362,824	93.1%	14,908	377,732	96.9%	29,600	7.6%
2007	412,301	379,278	92.0%	15,568	394,846	95.8%	31,988	7.8%
2008	416,640	374,242	89.8%	14,927	389,169	93.4%	42,040	10.1%

Source: Franklin County Auditor's Office.

- Notes:
- <sup>1</sup>Levy before adjustment for exempt valuation.
  - <sup>2</sup>Current tax collections include state reimbursement for homestead/roll-back.
  - <sup>3</sup>Total tax collections include state reimbursement for homestead/roll-back.



**FRANKLIN COUNTY, OHIO**

Property Tax Levies - Voted and Unvoted

(Per \$1,000 of Assessed Value)

As of December 31, 2008 and December 31, 1999

Table 12

	2008 <sup>1</sup>					
	<u>Full Tax Rate</u>	<u>Effective Rate Res/Agr</u>	<u>Effective Rate Com/Ind</u>	<u>Year of Election</u>	<u>Beginning Year of Collection</u>	<u>Final Year of Collection</u>
General Fund	\$ 1.47	\$ 1.470000	\$ 1.470000			
Children Services	1.90	1.604403	1.772097	2004	2005	2014
Children Services	3.15	2.010197	2.558231	1999	2000	2009
ADAMH Board	2.20	2.189129	2.127747	2005	2007	2016
MR & DD	3.50	2.595411	3.110982	2001	2003	2012
MR & DD	3.50	3.496878	3.385053	2008	2009	IND
Zoological Park	0.75	0.636626	0.699512	2004	2005	2015
Office on Aging	<u>0.90</u>	<u>0.897409</u>	<u>0.870442</u>	2007	2008	2012
Total	<u>\$ 17.37</u>	<u>\$ 14.900053</u>	<u>\$ 15.994064</u>			

	1999 <sup>1</sup>					
	<u>Full Tax Rate</u>	<u>Effective Rate Res/Agr</u>	<u>Effective Rate Com/Ind</u>	<u>Year of Election</u>	<u>Beginning Year of Collection</u>	<u>Final Year of Collection</u>
General Fund	\$ 1.47	\$ 1.470000	\$ 1.470000			
Children Services	1.10	0.869298	0.992469	1996	1997	2004
Children Services	3.15	2.746399	2.954596	1999	2000	2009
ADAMH Board	2.20	1.738596	1.984939	1996	1997	2006
MR & DD	1.00	0.335101	0.455544	1977	1978	IND <sup>2</sup>
MR & DD	0.65	0.316009	0.409672	1982	1983	IND <sup>2</sup>
MR & DD	3.50	2.409659	3.134922	1992	1993	2002
MR & DD	2.32	2.012460	2.162098	1998	1999	2008
Zoological Park	0.75	0.589023	0.676683	1995	1996	2005
Office on Aging	<u>0.85</u>	<u>0.733708</u>	<u>0.789256</u>	1997	1998	2002
Total	<u>\$ 16.99</u>	<u>\$ 13.220253</u>	<u>\$ 15.030179</u>			

Source: Franklin County Auditor's Office

Notes: <sup>1</sup>Tax rates displayed are for tax years 2008 and 1999, to be collected in 2009 and 2000 respectively.

<sup>2</sup>While authority exists to collect this levy because the levy was voted as a continuing levy, the County has opted to discontinue collection of this levy due to the passage of the 2008 MRDD levy.

**FRANKLIN COUNTY, OHIO**  
 Other Major General Fund Revenue Sources  
 Last Ten Years  
 (Amounts in 000's)

**Table 13**

**County sales tax:**

The County imposed a one-half percent sales tax effective September 1, 1985, and an additional permanent one-fourth percent effective October 1, 2005. A temporary one-fourth percent sales tax became effective October 1, 2005, and expired December 31, 2007. The sales tax may be repealed if a majority of voters approve the repeal at a general election. The question of repeal must be placed on the ballot by a petition signed by qualified voters equal in number to 10% of those voting for governor in the last gubernatorial election. No such petition has been filed with the County Board of Elections.

**Local government fund:**

The Ohio local government fund was created by statute and is comprised of designated state revenues, which are distributed to each county and then allocated among the county and cities, villages and townships in the county on the basis of statutory formulas.

The following table shows sales tax and local government fund revenue for the County's General Fund:

<b>Fiscal Year</b>	<b>Sales Tax</b>	<b>Local Government Fund</b>
1999	\$ 79,030	\$ 26,096
2000	82,901	27,852
2001	81,139	28,961
2002	79,423	26,913
2003	82,728	27,213
2004	85,718	25,593
2005	105,886	27,184
2006	175,343	27,184
2007	177,398	24,223
2008	130,723	26,383

Source: Franklin County Auditor's Office.

Note: Fiscal Year 2002 and later reflect accrual basis of accounting as reported in the government-wide financial statements.

**FRANKLIN COUNTY, OHIO**  
Ratios of Outstanding Debt by Type  
Last Ten Years  
(Amounts in 000's, Except Per Capita)

Table 14

Fiscal Year	Governmental Activities					Business-type Activities			Total Primary Government	Personal Income			Debt Per Capita
	General Obligation Bonds and Notes	Special Obligation Bonds and Notes	Loans	Capital Leases	Total	Bonds	Loans	Total		Total <sup>1</sup>	Percentage	Population <sup>2</sup>	
1999	\$ 165,375	\$ -	\$ 1,522	\$ 2,033	\$ 168,930	\$ 9,375	\$ 3,433	\$ 12,808	\$ 181,738	\$ 31,275,000	0.58%	1,067,993	\$ 170.17
2000	157,775	-	3,571	1,869	163,215	9,040	3,169	12,209	175,424	33,798,000	0.52%	1,068,978	164.10
2001	149,795	-	3,887	1,610	155,292	8,700	3,035	11,735	167,027	34,829,000	0.48%	1,088,445	153.45
2002	142,405	-	4,105	1,294	147,804	8,020	2,884	10,904	158,708	36,219,000	0.44%	1,101,225	144.12
2003	132,245	-	3,809	1,642	137,696	7,135	2,724	9,859	147,555	36,701,000	0.40%	1,114,159	132.44
2004	124,560	-	2,912	1,044	128,516	6,440	2,553	8,993	137,509	38,020,000	0.36%	1,131,895	121.49
2005	131,490	-	2,014	936	134,440	5,705	5,435	11,140	145,580	39,800,000	0.37%	1,144,820	127.16
2006	122,805	-	2,416	579	125,800	4,950	6,752	11,702	137,502	41,582,000	0.33%	1,153,926	119.16
2007	239,925	42,500	2,468	1,669	286,562	3,880	6,683	10,563	297,125	43,699,000	0.68%	1,158,368	256.50
2008	229,835	42,500	4,761	1,409	278,505	2,770	6,426	9,196	287,701	46,108,000	0.62%	1,160,300	247.95

Source: Franklin County Auditor's Office.

Notes: <sup>1</sup> Estimated based on information provided by Woods & Poole Economics.

<sup>2</sup> Estimates by Mid-Ohio Regional Planning Commission, except for 2000, which was provided by the U.S. Department of Commerce, Bureau of the Census.

**FRANKLIN COUNTY, OHIO**  
Ratios of General Bonded Debt Outstanding  
Last Ten Years  
(Amounts in 000's)

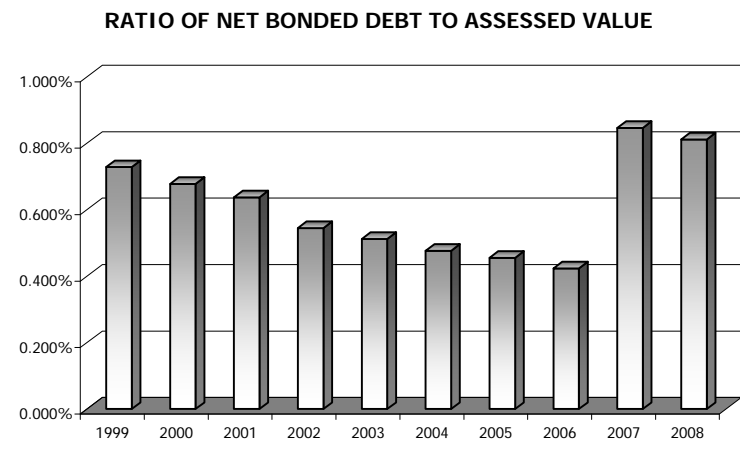
Table 15

<u>Tax Year</u>	<u>Population<sup>1,2</sup></u>	<u>Assessed Value</u>	<u>Gross Bonded Debt<sup>3</sup></u>	<u>Less Unreserved Debt Service Funds<sup>4</sup></u>	<u>Less Debt Supported by Non-Tax Revenues<sup>5</sup></u>	<u>Net General Bonded Debt</u>	<u>Ratio of Net General Bonded Debt to Assessed Value</u>	<u>Net General Bonded Debt per Capita<sup>2</sup></u>
1999	1,067,993	\$ 21,032,111	\$ 172,755	\$ 117	\$ 19,465	\$ 153,173	0.728%	\$ 143.42
2000	1,068,978	21,698,652	165,070	88	17,945	147,037	0.678%	137.55
2001	1,088,445	22,111,413	157,000	1	16,100	140,899	0.637%	129.45
2002	1,101,225	24,744,179	149,180	1	14,400	134,779	0.545%	122.39
2003	1,114,159	24,771,631	139,380	30	12,485	126,865	0.512%	113.87
2004	1,131,895	25,232,680	131,000	29	10,740	120,231	0.476%	106.22
2005	1,144,820	28,168,095	137,195	30	8,880	128,285	0.455%	112.06
2006	1,153,926	28,303,349	127,755	41	7,925	119,789	0.423%	103.81
2007	1,158,368	28,030,794	271,305	33	34,145	237,127	0.846%	204.71
2008	1,160,300	27,999,978	260,105	-	32,825	227,280	0.812%	195.88

Sources: <sup>1</sup> Estimates by Mid-Ohio Regional Planning Commission, except for 2000, which was provided by the U.S. Department of Commerce, Bureau of the Census.  
<sup>2</sup> Population and Net Bonded Debt per Capita amounts are not in thousands.  
<sup>3</sup> Gross Bonded Debt does not include unamortized bond premiums or deferred charges, and is calculated as below for 2008:

General obligation bonds	\$ 229,835
Special obligation bonds	27,500
Bonds supported by enterprise revenues	2,770
	\$ 260,105

<sup>4</sup> Resources available in the general obligation debt service fund to pay principal of outstanding debt.  
<sup>5</sup> Includes bonds supported by enterprise revenues, leases, and special obligations payable from non-tax revenues.



**FRANKLIN COUNTY, OHIO**

Table 16

Computation of Legal Debt Margin  
Last Ten Years  
(Amounts in 000's)

	<u>1999</u>	<u>2000</u>	<u>2001</u>	<u>2002</u>	<u>2003</u>	<u>2004</u>	<u>2005</u>	<u>2006</u>	<u>2007</u>	<u>2008</u>
<b>Total assessed property value</b>	<u>\$ 21,032,111</u>	<u>\$ 21,698,652</u>	<u>\$ 22,111,413</u>	<u>\$ 24,744,179</u>	<u>\$ 24,771,631</u>	<u>\$ 25,232,680</u>	<u>\$ 28,168,095</u>	<u>\$ 28,303,349</u>	<u>\$ 28,030,794</u>	<u>\$ 27,999,978</u>
<b>Total debt limit:</b>										
Debt limit of assessed value <sup>1</sup>	\$ 524,303	\$ 540,966	\$ 551,285	\$ 617,104	\$ 617,791	\$ 629,317	\$ 702,702	\$ 706,084	\$ 699,270	\$ 698,499
Amount of debt applicable to limit:										
General obligation bonds and notes	108,140	103,890	99,315	95,281	88,439	84,926	90,205	85,750	202,140	196,265
Less amount available in debt service fund	(117)	(88)	(1)	(1)	(30)	(29)	(30)	(41)	(33)	-
Amount of debt subject to limit	<u>108,023</u>	<u>103,802</u>	<u>99,314</u>	<u>95,280</u>	<u>88,409</u>	<u>84,897</u>	<u>90,175</u>	<u>85,709</u>	<u>202,107</u>	<u>196,265</u>
Legal debt margin	<u>\$ 416,280</u>	<u>\$ 437,164</u>	<u>\$ 451,971</u>	<u>\$ 521,824</u>	<u>\$ 529,382</u>	<u>\$ 544,420</u>	<u>\$ 612,527</u>	<u>\$ 620,375</u>	<u>\$ 497,163</u>	<u>\$ 502,234</u>
Legal debt margin as a percentage of the debt limit	79.40%	80.81%	81.98%	84.56%	85.69%	86.51%	87.17%	87.86%	71.10%	71.90%
<b>Unvoted debt limit:</b>										
Unvoted debt limit of assessed value <sup>2</sup>	\$ 210,321	\$ 216,987	\$ 221,114	\$ 247,442	\$ 247,716	\$ 252,327	\$ 281,681	\$ 283,033	\$ 280,308	\$ 280,000
Amount of debt subject to limit	<u>108,023</u>	<u>103,802</u>	<u>99,314</u>	<u>95,280</u>	<u>88,409</u>	<u>84,897</u>	<u>90,175</u>	<u>85,709</u>	<u>202,107</u>	<u>196,265</u>
Unvoted legal debt margin	<u>\$ 102,298</u>	<u>\$ 113,185</u>	<u>\$ 121,800</u>	<u>\$ 152,162</u>	<u>\$ 159,307</u>	<u>\$ 167,430</u>	<u>\$ 191,506</u>	<u>\$ 197,324</u>	<u>\$ 78,201</u>	<u>\$ 83,735</u>
Unvoted legal debt margin as a percentage of the unvoted debt limit	48.64%	52.16%	55.08%	61.49%	64.31%	66.35%	67.99%	69.72%	27.90%	29.91%
Notes: <sup>1</sup> Debt limit is a total of a sum equal to three percent of the first \$100,000,000 of the assessed valuation plus one and one-half percent of such valuation in excess of \$100,000,000 and not in excess of \$300,000,000 plus two and one-half percent of such valuation in excess of \$300,000,000.										
<sup>2</sup> Debt limit is one percent of total assessed valuation.										
<sup>3</sup> General obligation bonds, notes and loans subject to debt limit calculations:										
Governmental activities:										
										\$ 229,835
										42,500
										4,761
										<u>277,096</u>
Business-type activities:										
										2,770
										6,426
										<u>9,196</u>
										<u>286,292</u>
Total outstanding debt										
Exemptions:										
										-
										54,321
										10,940
										11,375
										13,391
										<u>90,027</u>
										<u>196,265</u>
										<u>\$ 196,265</u>

**FRANKLIN COUNTY, OHIO**

Table 17

Outstanding Debt  
As of December 31, 2008 and December 31, 1999  
(Amounts in 000's)

2008		1999	
<b>Total debt outstanding:</b>	\$ 286,292	<b>Total debt outstanding:</b>	\$ 179,705
Exempt debt:		Exempt debt:	
General bond retirement fund balance		General bond retirement fund balance	117
Mental health building	70	Mental health building	385
Series 2003 refunding <sup>1</sup>	9,795	Paid for by a political subdivision	5,180
Series 2005 road improvements	3,730	Used for jail construction or renovation	26,390
Series 2005 refunding <sup>2</sup>	17,845	Solid waste authority facilities	19,050
Series 2007 road improvements	4,900	Voting machines	1,995
Stadium facility project bonds	27,500	Maryhaven facility	4,235
Stadium facility project notes	15,000	Other self supporting debt	5,942
Governmental activity - OPWC loans	4,761	Governmental activity - OPWC loans	1,522
Business-type activity - OPWC/OWDA loans	<u>6,426</u>	Business-type activity - OPWC/OWDA loans	3,433
<b>Total exempt debt</b>	<u>90,027</u>	<b>Total exempt debt</b>	<u>68,249</u>
<b>Total non-exempt debt<sup>3</sup></b>	<u><u>\$ 196,265</u></u>	<b>Total non-exempt debt</b>	<u><u>\$ 111,456</u></u>

Source: Franklin County Auditor's Office.

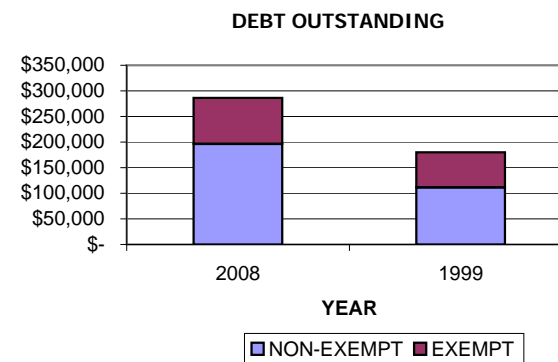
Notes: <sup>1</sup>Exempt portion of series 2003 refunding bonds includes:

Juvenile detention center	\$ 7,025
Detention center garage	2,770
	<u>\$ 9,795</u>

<sup>2</sup>Exempt portion of series 2005 refunding bonds includes:

Solid Waste Authority	\$ 11,375
Corrections center	3,915
Maryhaven facility	2,555
	<u>\$ 17,845</u>

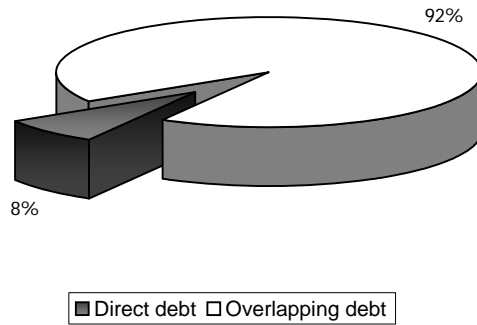
<sup>3</sup>All of the County's outstanding non-exempt debt is in the form of bonds.



**FRANKLIN COUNTY, OHIO**  
 Computation of Direct and Overlapping Debt  
 As of December 31, 2008  
 (Amounts in 000's)

Table 18

<u>Political Subdivision</u>	<u>Debt Outstanding</u>	<u>Estimated Percentage Applicable<sup>1</sup></u>	<u>Estimated Share of Overlapping Debt<sup>1</sup></u>
Direct debt:			
Franklin County	\$ 286,292	100.0%	\$ 286,292
Entities wholly within County:			
Cities	136,176	100.0%	136,176
Villages	56,855	100.0%	56,855
Townships	3,370	100.0%	3,370
School districts	534,526	100.0%	534,526
Entities partially within County:			
Cities	2,213,863	94.0%	2,081,622
Villages	12,550	88.6%	11,117
Townships	2,215	85.2%	1,887
School districts	800,996	85.9%	688,002
Special district	14,560	100.0%	14,558
<b>Total overlapping debt</b>	<u>3,775,111</u>		<u>3,528,113</u>
<b>Total direct and overlapping debt</b>	<u>\$ 4,061,403</u>		<u>\$ 3,814,405</u>



Source: Debt schedules submitted by political subdivisions to the Franklin County Budget Commission and Settlement Division and the Ohio Municipal Advisory Council.

Note: <sup>1</sup>Some political subdivisions are not wholly located within the legal boundaries of Franklin County. For those entities, the amount applicable to Franklin County is determined by dividing the assessed valuation of the Franklin County portion of the subdivision by the total assessed valuation. 2008 tax year valuations were used. Major entities partially within Franklin County include the cities of Columbus, Dublin, Pickerington, Reynoldsburg, and Westerville, along with their respective school districts.

**FRANKLIN COUNTY, OHIO**  
Pledged Revenue Coverage for Special Obligations  
Last Ten Years  
(Amounts in 000's)

Table 19

Tax Year	Licenses and Permits	Fees and Charges for Services	Fines and Forfeitures	Investment Income	Other Revenues	Sales of Capital Assets	Net Available Revenue	Debt Service		Coverage
								Principal <sup>1</sup>	Interest	
1999	\$ 449	\$ 41,959	\$ 781	\$ 20,279	\$ 3,840	\$ 171	\$ 67,479	\$ -	\$ -	-
2000	423	41,306	518	42,209	5,835	137	90,428	-	-	-
2001	411	45,479	572	43,456	5,048	102	95,068	-	-	-
2002	447	52,764	606	24,223	4,082	106	82,228	-	-	-
2003	598	54,248	954	12,307	5,284	189	73,580	-	-	-
2004	782	50,871	681	10,875	4,386	193	67,788	-	-	-
2005	694	53,810	868	16,799	3,572	70	75,813	-	-	-
2006	558	50,602	790	35,032	10,570	76	97,628	-	-	-
2007	468	48,469	729	50,601	3,417	3	103,687	-	135	768.1
2008	455	48,019	598	43,286	4,308	105	96,771	-	2,035	47.6

Source: Franklin County Auditor's Office.

Note: In September 2007, the County issued \$27,500,000 taxable special obligation bonds and \$15,000,000 taxable special obligation notes to pay a portion of the cost of acquiring, constructing, installing, and equipping a county park and recreation facility, including a baseball stadium. The special obligation bonds and notes do not represent general obligation debt or a pledge of the full faith and credit or taxing power of the County. The special obligations are payable solely from, and secured by, a pledge of project revenues and the above non-tax General Fund revenues of the County. Debt service has consisted of interest payments only through December 31, 2008.

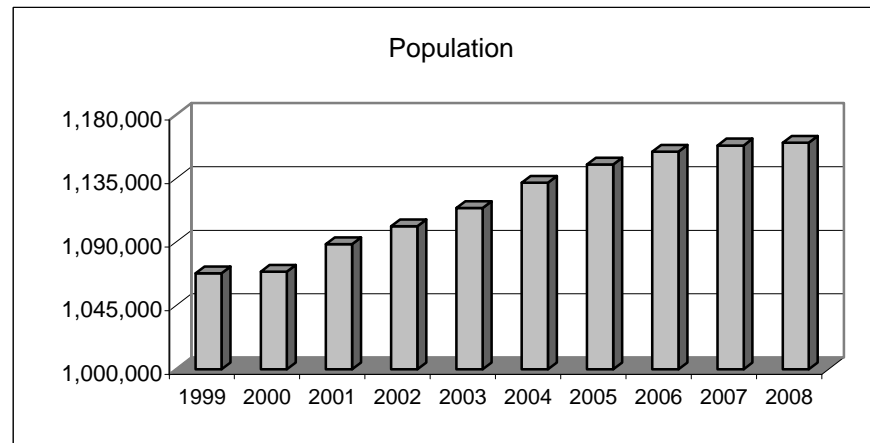
<sup>1</sup> Does not include principal payments due to refinancing of bond anticipation notes.



**FRANKLIN COUNTY, OHIO**  
Demographic and Economic Statistics  
Last Ten Years

Table 20

Year	Demographics				Average Unemployment Rates <sup>4</sup>		
	Population <sup>1</sup>	Per Capita Income <sup>2</sup>	Median Age <sup>2</sup>	K-12 School Enrollment <sup>3</sup>	Franklin County	State of Ohio	United States
1999	1,067,993	\$ 29,471	32.6	193,003	2.6%	4.3%	4.2%
2000	1,068,978	\$ 31,517	32.5	201,960	3.1%	4.0%	4.0%
2001	1,088,445	\$ 32,170	32.8	197,828	3.4%	4.4%	4.7%
2002	1,101,225	\$ 33,294	33.0	199,439	5.0%	5.7%	5.8%
2003	1,114,159	\$ 33,576	33.4	194,365	5.3%	6.2%	6.0%
2004	1,131,895	\$ 34,664	33.7	204,254	5.5%	6.2%	5.5%
2005	1,144,820	\$ 36,135	34.1	207,702	5.2%	5.9%	5.1%
2006	1,153,926	\$ 37,492	34.2	208,154	4.7%	5.5%	4.6%
2007	1,158,368	\$ 39,083	34.2	207,859	4.7%	5.6%	4.6%
2008	1,160,300	\$ 40,009	34.4	208,115	5.5%	6.5%	5.8%



Source: <sup>1</sup> Estimates by Mid-Ohio Regional Planning Commission, except for 2000 which was provided by the U.S. Department of Commerce, Bureau of the Census.

<sup>2</sup> 2008 Projections provided by Woods & Poole Economics Inc.

<sup>3</sup> Ohio Department of Education, Division of Information Management Services.

<sup>4</sup> Ohio Department of Job and Family Services.

FRANKLIN COUNTY, OHIO

Table 21

Principal Employers

As of December 31, 2008 and December 31, 1999

<b>2008</b>					
<b>Employer</b>	<b>Principal Business</b>	<b>Number of Employees</b>	<b>Rank</b>	<b>Percentage of Total Employment</b>	<b>Rank in 1999</b>
State of Ohio	Government	24,492	1	4.18%	1
The Ohio State University	Education	21,107	2	3.60%	3
JP Morgan Chase (formerly Bank One)	Finance	14,689	3	2.50%	4
Nationwide	Insurance	11,441	4	1.95%	8
Federal Government/U.S. Postal Service	Government	10,762	5	1.84%	2
Ohio Health (formerly Grant/Riverside)	Health Care	10,592	6	1.81%	11
Columbus City School District	Education	8,276	7	1.41%	6
City of Columbus	Government	8,227	8	1.40%	7
Franklin County	Government	6,310	9	1.08%	12
Limited Brands Inc.	Retail	6,250	10	1.07%	5
<b>Total principal employers</b>		122,146		20.83%	
<b>Total employment within the County</b>		586,400		100.00%	
<b>1999</b>					
<b>Employer</b>	<b>Principal Business</b>	<b>Number of Employees</b>	<b>Rank</b>	<b>Percentage of Total Employment</b>	<b>Rank in 2008</b>
State of Ohio	Government	28,015	1	4.75%	1
Federal Government/U.S. Postal Service	Government	16,500	2	2.80%	5
The Ohio State University	Education	15,707	3	2.66%	2
Bank One (currently JP Morgan Chase)	Finance	10,000	4	1.69%	3
Limited Brands Inc.	Retail	10,000	5	1.69%	10
Columbus City School District	Education	9,124	6	1.55%	7
City of Columbus	Government	9,112	7	1.54%	8
Nationwide	Insurance	9,100	8	1.54%	4
Kroger Company	Trade	7,500	9	1.27%	15
Mount Carmel Health System	Health Care	7,000	10	1.19%	12
<b>Total principal employers</b>		122,058		20.68%	
<b>Total employment within the County</b>		590,200		100.00%	

Source: Business First, Book of Lists, 2008

Note: This table includes full-time employees only.

**FRANKLIN COUNTY, OHIO**  
County Government Employees by Function/Activity  
Last Four Years

**Table 22**

	<u>2005<sup>1</sup></u>	<u>2006</u>	<u>2007</u>	<u>2008</u>
<b>General government:</b>				
Commissioners	25.50	23.50	23.00	25.50
Purchasing	14.00	13.00	15.00	16.00
Public facilities management	215.50	209.50	235.50	218.50
Fleet management	8.00	8.00	7.00	7.00
Human resources	20.00	21.00	23.00	24.00
Auditor	115.00	114.00	117.00	117.00
Data center	64.50	65.50	66.50	65.50
Recorder	58.00	58.00	59.00	59.00
Treasurer	47.00	46.00	44.50	47.00
Board of elections	95.50	51.00	51.00	50.00
Clerk of courts	227.00	222.00	224.50	224.50
<b>Judicial:</b>				
Prosecuting attorney	193.50	199.50	195.50	202.00
Public defender	141.50	140.00	140.00	142.50
Court of appeals	38.00	39.00	39.00	40.00
Common pleas court <sup>2</sup>	285.00	212.50	223.50	231.00
Domestic and juvenile court	358.00	353.00	355.50	371.50
Probate court	49.50	50.50	48.50	48.00
Municipal court <sup>3</sup>	20.00	20.00	22.50	23.50
<b>Public safety:</b>				
Coroner	27.00	28.50	29.50	28.00
Sheriff	839.50	834.00	839.50	869.50
Emergency management agency	7.00	8.50	6.50	9.00
Animal care and control	54.50	55.50	52.50	61.50
Homeland security and justice programs unit	5.00	4.50	2.00	5.50
<b>Human services:</b>				
Veterans service commission	17.50	19.50	20.50	19.50
Office on aging	75.00	73.00	76.00	85.00
Job and family services	616.50	616.00	644.00	650.50
Children services	717.00	710.00	699.00	692.50
Child support enforcement agency	274.00	258.00	257.00	261.00
<b>Health:</b>				
MR&DD	1,251.50	1,299.50	1,263.00	1,266.50
ADAMH board	59.00	54.00	58.00	58.00
<b>Public works:</b>				
Engineer	178.00	180.50	175.00	186.50
<b>Community and economic development:</b>				
Economic development and planning	14.00	15.00	19.00	20.00
<b>Water and sewer operations:</b>				
Sanitary engineer	12.00	11.00	15.00	15.00
<b>Parking facilities operations:</b>				
Public facilities management:	8.00	8.50	8.50	7.50
<b>Total</b>	<u>6,131.00</u>	<u>6,022.00</u>	<u>6,055.50</u>	<u>6,148.00</u>

Source: Franklin County Auditor's Office.

Method: 1.00 for each full time and .50 for each part-time employee. Includes 5,916.00 full-time employees and 232.00 full-time equivalents for part-time employees as of 12/31/2008.

Notes: <sup>1</sup> The County implemented GASB Statement No. 44, which revised the statistical tables in 2005; information for this table has only been compiled since that year.

<sup>2</sup> Total employment decline from 2005 to 2006 due to CBCF becoming independent from Common Pleas Court.

<sup>3</sup> The County pays a portion of the salaries for judges and magistrates; in general, municipal court employees are paid by the City of Columbus.

**FRANKLIN COUNTY, OHIO**  
 Operating Indicators and Capital Asset Statistics  
 Last Seven Years

**Table 23**

	<u>2002</u>	<u>2003</u>	<u>2004</u>	<u>2005</u>	<u>2006</u>	<u>2007</u>	<u>2008</u>
<b>General government:</b>							
Commissioners:							
Number of resolutions presented	1,317	1,184	1,122	1,060	969	1,117	1,078
Purchasing:							
Number of purchase orders issued	11,143	11,037	10,800	9,832	8,725	8,251	8,168
Public facilities management:							
Number of buildings maintained							
County owned	21	22	22	22	22	22	22
Non-county owned	8	8	8	8	8	10	10
Fleet management:							
Number of titled vehicles	402	402	387	382	398	374	336
Human resources:							
Number of workers compensation claims on file	467	435	474	387	393	410	394
Auditor:							
Real estate							
Number of parcels on file	389,083	396,047	401,998	408,694	416,875	425,429	433,051
Fiscal services							
Number of payment requests processed	N/A	374,733	389,992	382,403	395,030	397,216	403,001
Data center:							
Number of users supported	3,864	4,136	4,237	4,237	3,497	3,557	3,582
Recorder:							
Number of deeds recorded	53,616	57,584	58,922	57,458	54,570	48,596	42,449
Number of mortgages recorded	114,763	146,944	101,241	93,601	80,445	64,223	47,634
Board of elections:							
Number of registered voters	706,668	724,851	845,720	736,789	766,652	776,785	846,343
Number of voters last general election	285,685	185,469	533,575	217,725	385,863	184,922	564,971
Percentage of registered voters that voted	40.4%	25.6%	63.1%	29.6%	50.3%	23.8%	66.8%
Clerk of courts:							
Number of titles processed	656,738	672,785	650,813	654,465	637,265	633,436	610,592
<b>Judicial:</b>							
Prosecuting attorney:							
Number of criminal cases set for trial	N/A	29,020	31,109	33,482	35,322	38,765	39,107
Number of civil cases opened	N/A	275	556	595	625	619	580
Public defender:							
Number of cases filed	63,064	77,118	73,114	66,570	67,275	68,786	64,396
Court of appeals:							
Number of cases filed	1,446	1,291	1,388	1,374	1,306	1,085	1,128
Common pleas court:							
Number of civil cases filed <sup>1</sup>	14,595	14,294	13,825	14,891	56,489	53,437	67,956
Number of criminal cases filed	7,530	8,747	8,442	8,874	11,578	10,771	10,553
Number of domestic cases filed	6,029	5,859	6,093	6,136	6,405	6,545	6,558
Number of court rooms	17	17	17	17	17	17	17
Domestic and juvenile court:							
Number of cases filed	15,102	15,005	15,290	16,209	25,271	23,959	22,196

<sup>1</sup>Increase in civil cases filed reflects cases referred by Attorney General to assist them with a backlog.

**FRANKLIN COUNTY, OHIO**  
 Operating Indicators and Capital Asset Statistics  
 Last Seven Years

**Table 23**

	<u>2002</u>	<u>2003</u>	<u>2004</u>	<u>2005</u>	<u>2006</u>	<u>2007</u>	<u>2008</u>
<b>Probate court:</b>							
Number of civil cases filed	256	267	288	292	288	305	247
Number of court rooms	1	1	1	1	1	1	1
<b>Municipal court:</b>							
Number of civil cases filed	38,625	41,626	43,286	45,372	56,001	60,728	52,772
Number of criminal cases filed	161,901	169,548	158,454	164,095	163,092	166,501	151,875
Number of small claims cases filed	11,148	11,247	9,567	9,064	9,121	9,657	8,436
Number of court rooms	16	16	16	16	16	16	16
<b>Public safety:</b>							
<b>Coroner:</b>							
Number of autopsies performed	1,279	1,462	1,375	1,423	1,168	1,071	967
<b>Sheriff:</b>							
<b>Jail operation</b>							
Average daily jail census	2,238	2,409	2,342	2,366	2,385	2,319	2,156
Prisoners booked	41,339	40,349	39,668	40,266	43,671	41,206	38,112
Prisoners released	41,009	40,295	39,779	40,271	40,054	41,166	38,141
<b>Enforcement</b>							
Number of incidents reported	N/A	N/A	N/A	148,227	158,001	143,291	148,582
Number of enforcement actions	N/A	N/A	N/A	33,105	39,069	34,866	35,198
Number of civil papers served	127,700	121,618	135,760	132,491	131,618	139,878	125,549
Number of runs dispatched	253,890	233,110	221,512	358,245	381,317	478,030	329,629
Number of Sheriff's vehicles	176	174	192	180	195	192	194
<b>Emergency management agency:</b>							
Number of emergency responses	N/A	N/A	N/A	15	24	15	18
<b>Animal care and control:</b>							
Number of service requests	16,853	15,772	15,932	15,856	16,322	17,303	17,134
Number of dogs impounded	14,223	12,977	12,495	13,095	12,459	13,345	13,035
Number of dogs adopted/returned to owner	6,486	5,844	5,719	5,843	6,634	6,244	6,746
<b>Human services:</b>							
<b>Veterans service commission:</b>							
Number of veterans entering office	4,065	12,098	11,592	13,679	13,064	15,419	17,675
Number of financial claims filed	2,600	2,955	4,450	5,503	4,856	5,109	5,912
Number of veterans receiving financial assistance	1,940	3,533	2,275	3,000	2,973	2,986	4,726
<b>Office on aging:</b>							
Number of seniors served	6,399	6,257	6,219	6,047	7,132	7,747	8,521
Home delivered meals provided	N/A	N/A	N/A	N/A	478,000	518,854	588,458
Miles of transportation provided	N/A	N/A	N/A	N/A	923,000	1,121,159	1,404,902
<b>Job and family services:</b>							
Number of clients - child care	12,329	12,769	11,163	10,805	12,093	12,838	14,859
Number of clients - food stamps	74,215	89,995	103,109	112,432	121,461	125,532	159,093
Number of clients - cash assistance	25,019	26,387	26,470	26,328	25,476	25,606	27,049
Number of clients - Medicaid	134,395	151,508	164,427	174,522	186,510	186,353	204,887
Number of clients - WIA	10,446	24,000	28,500	23,258	37,758	19,700	36,600
Number of clients - job placement	4,929	4,946	4,978	4,948	6,591	5,210	6,315

(Continued on next page)

**FRANKLIN COUNTY, OHIO**  
Operating Indicators and Capital Asset Statistics  
Last Seven Years

**Table 23**

	<u>2002</u>	<u>2003</u>	<u>2004</u>	<u>2005</u>	<u>2006</u>	<u>2007</u>	<u>2008</u>
<b>Children services:</b>							
Number of children helped through direct services	27,601	27,270	27,234	29,251	11,832	10,802	8,999
Number of children adopted	325	310	287	238	172	205	199
Number of child welfare investigations	10,281	10,731	10,002	10,299	10,419	11,507	10,597
Number of children served in foster home care	3,747	3,703	3,765	3,732	3,617	3,318	2,985
Number of children served in all paid placement	5,004	4,774	4,815	4,798	4,673	4,265	3,837
<b>Child support enforcement agency:</b>							
Number of active support orders	N/A	N/A	N/A	50,343	51,418	47,843	48,536
Percentage collected-level of service	N/A	N/A	N/A	83.0%	84.0%	84.0%	82.5%
<b>Health:</b>							
<b>MR&amp;DD:</b>							
Number of students enrolled							
Early intervention/education program	N/A	2,488	2,540	2,779	3,055	3,215	3,191
Sheltered workshop/community employment program	N/A	2,275	2,280	2,354	2,346	2,198	2,322
Habilitation	N/A	452	475	575	581	659	518
Number of facilities	13	13	13	13	13	13	13
Number of buses	226	209	214	206	197	200	204
<b>ADAMH board:</b>							
Number of children and adolescents treated	N/A	8,167	9,795	10,660	11,457	11,810	12,325
Number of adults receiving prevention services	N/A	61,730	43,749	47,851	50,680	45,425	39,634
Number of children and adolescents receiving prevention services	N/A	63,130	79,620	58,365	52,867	56,665	60,835
<b>Public works:</b>							
<b>Engineer:</b>							
Miles of road maintained	304	300	288	282	276	277	275
Miles of road resurfaced	45	45	39	10	24	13	17
Number of County maintained bridges	369	360	371	371	371	372	372
<b>Water and sewer operations:</b>							
Miles of water mains	61	62	62	62	62	62	62
Miles of sanitary sewer lines	82	82	82	82	90	95	95
Number of sewer and water treatment facilities	5	5	5	6	6	5	5
Number of pumping stations	2	2	2	2	8	11	12
Number of water customers	4,650	4,650	4,650	4,334	3,946	3,946	3,883
Number of sewer customers	5,850	5,850	5,850	5,990	5,803	5,830	5,767
<b>Parking facilities:</b>							
Number of parking facilities managed	4	4	4	8	8	8	4

Source: Various Franklin County agencies.

**FRANKLIN COUNTY, OHIO**  
Securities and Exchange Commission Rule 15c2-12  
Compliance Information  
As of December 31, 2008

**Table 24**

---

In March 2008, due to market conditions, a taxable special obligation bond anticipation note (Series 2008 Note) was issued in the amount of \$15,000,000 for the purpose of retiring long-term Stadium Facility Project Notes (the Notes). The Notes were issued as auction rate securities for the purpose of paying a portion of the cost of acquiring, constructing, installing and equipping a baseball stadium. On March 12, 2009, the County issued taxable special obligation bond anticipation notes in the amount of \$15,000,000 to retire the Series 2008 Note.

On February 19, 2009, the County issued general obligation bonds in the amount of \$62,175,000. \$20,000,000 will be used for certain improvements for the Franklin County Government Center, including an underground pedestrian walkway, an underground utility corridor, renovations to improve security for the building complex, and the installation of an entry pavilion. The remainder will be used to refund the outstanding principal amount of the Series 1993 Refunding Bonds.

On April 22, 2009, the County issued general obligation energy conservation notes in the amount of \$22,600,000 in anticipation of the issuance of bonds for the purpose of renovating, improving, installing, furnishing, and equipping County buildings with measures to increase the energy efficiency of the buildings.

No other obligations have been sold from that date through the date of this letter, June 30, 2009.

The following description of significant events is provided in compliance with the Rule for existing obligations outstanding at December 31, 2008.

1. There were no delinquencies of principal and/or interest payments.
2. There were no non-payment related defaults.
3. There have been no modifications to rights of the holders of the County's obligations.
4. There were no calls of the County's obligations outstanding during 2008.
5. The County did not defease any bonds during 2008.
6. There were no rating changes during 2008. The County maintains the highest long-term bond rating given by both Moody's Investor Services (Aaa) and Standard & Poor's (AAA) for its general obligation debt.
7. There have been no adverse tax opinions or events affecting the tax-exempt status of any of the County's outstanding obligations.
8. There were no unscheduled draws on debt service reserves reflecting financial difficulties.
9. There were no unscheduled draws on credit enhancements reflecting financial difficulties.
10. There was no substitution of credit or liquidity providers, nor was there a failure to perform.
11. The County did not release, substitute or sell any property securing repayment of its obligations.
12. The County will continue to provide all necessary annual information by filing its Comprehensive Annual Financial Report with the Municipal Securities Rulemaking Board through the use of the MSRB's new electronic portal "EMMA," short for Electronic Municipal Market Access.



**Joseph W. Testa**

---

**Franklin County Auditor**

**373 South High Street - 21st Floor**

**Columbus, Ohio 43215-6310**

**[www.franklincountyauditor.com](http://www.franklincountyauditor.com)**





**Mary Taylor, CPA**  
Auditor of State

**FINANCIAL CONDITION**

**FRANKLIN COUNTY**

**CLERK'S CERTIFICATION**

This is a true and correct copy of the report which is required to be filed in the Office of the Auditor of State pursuant to Section 117.26, Revised Code, and which is filed in Columbus, Ohio.

*Susan Babbitt*

**CLERK OF THE BUREAU**

**CERTIFIED  
AUGUST 6, 2009**