

Mary Taylor, CPA
Auditor of State

CITY OF NORTH RIDGEVILLE
LORAIN COUNTY

TABLE OF CONTENTS

TITLE	PAGE
Independent Accountants' Report on Internal Control Over Financial Reporting and on Compliance and Other Matters Required By <i>Government Auditing Standards</i>	1

This page intentionally left blank.



Mary Taylor, CPA
Auditor of State

**INDEPENDENT ACCOUNTANTS' REPORT ON INTERNAL CONTROL OVER
FINANCIAL REPORTING AND ON COMPLIANCE AND OTHER MATTERS
REQUIRED BY GOVERNMENT AUDITING STANDARDS**

City of North Ridgeville
Lorain County
7307 Avon Belden Road
North Ridgeville, Ohio 44039

To the Members of Council:

We have audited the financial statements of the governmental activities, the business-type activities, each major fund, and the aggregate remaining fund information of the City of North Ridgeville, Lorain County, Ohio, (the City) as of and for the year ended December 31, 2009, which collectively comprise the City's basic financial statements and have issued our report thereon dated June 25, 2010. We conducted our audit in accordance with auditing standards generally accepted in the United States of America and the standards applicable to financial audits contained in the Comptroller General of the United States' *Government Auditing Standards*.

Internal Control Over Financial Reporting

In planning and performing our audit, we considered the City's internal control over financial reporting as a basis for designing our audit procedures for the purpose of expressing our opinions on the financial statements, but not for the purpose of opining on the effectiveness of the City's internal control over financial reporting. Accordingly, we have not opined on the effectiveness of the City's internal control over financial reporting.

A *deficiency in internal control* exists when the design or operation of a control does not allow management or employees, when performing their assigned functions, to prevent, or detect and timely correct misstatements. A *material weakness* is a deficiency, or combination of internal control deficiencies resulting in more than a reasonable possibility that a material misstatement of the City's financial statements will not be prevented, or detected and timely corrected.

Our consideration of internal control over financial reporting was for the limited purpose described in the first paragraph of this section and was not designed to identify all deficiencies in internal control over financial reporting that might be deficiencies, significant deficiencies or material weaknesses. We did not identify any deficiencies in internal control over financial reporting that we consider material weaknesses, as defined above.

Compliance and Other Matters

As part of reasonably assuring whether the City's financial statements are free of material misstatement, we tested its compliance with certain provisions of laws, regulations, contracts, and grant agreements, noncompliance with which could directly and materially affect the determination of financial statement amounts. However, providing an opinion on compliance with those provisions was not an objective of our audit and accordingly, we do not express an opinion. The results of our tests disclosed no instances of noncompliance or other matters we must report under *Government Auditing Standards*.

We did note certain matters not requiring inclusion in this report that we reported to the City's management in a separate letter dated June 25, 2010.

We intend this report solely for the information and use of management and City Council. We intend it for no one other than these specified parties.

A handwritten signature in cursive script that reads "Mary Taylor".

Mary Taylor, CPA
Auditor of State

June 25, 2010

City of North Ridgeville, Ohio



**Comprehensive Annual Financial Report
For the Year Ended December 31, 2009**

CITY OF NORTH RIDGEVILLE, OHIO
COMPREHENSIVE ANNUAL FINANCIAL REPORT
FOR THE YEAR ENDED DECEMBER 31, 2009

Prepared By:
Office of the Auditor

Chris S. Costin, CPA, CGFM
Auditor

Teresa A. Machovina
Deputy Auditor

TABLE OF CONTENTS

	<u>Page</u>
INTRODUCTORY SECTION	
Title Page	i
Table of Contents	ii
Letter of Transmittal	v
Principal City Officials	xiv
Organization Chart	xv
GFOA Certificate of Achievement	xvi
FINANCIAL SECTION	
Independent Accountants' Report	1
Management's Discussion and Analysis	3
Basic Financial Statements	
Government-wide Financial Statements:	
Statement of Net Assets	15
Statement of Activities	16
Fund Financial Statements	
Balance Sheet - Governmental Funds	18
Reconciliation of Total Governmental Fund Balances to Net Assets of Governmental Activities	19
Statement of Revenues, Expenditures and Changes in Fund Balances - Governmental Funds	20
Reconciliation of the Statement of Revenues, Expenditures and Changes in Fund Balances of Governmental Funds to the Statement of Activities	21
Statement of Revenues, Expenditures and Changes in Fund Balances Budget (Non-GAAP Budgetary Basis) and Actual - General Fund	22
Statement of Revenues, Expenditures and Changes in Fund Balances Budget (Non-GAAP Budgetary Basis) and Actual - Income Tax Fund	23
Statement of Fund Net Assets - Proprietary Funds	24
Statement of Revenues, Expenses and Changes in Fund Net Assets - Proprietary Funds	25
Statement of Cash Flows - Proprietary Funds	26
Statement of Fiduciary Assets and Liabilities	28
Notes to the Basic Financial Statements	29
Combining Statements and Nonmajor Fund Schedules:	
Combining Statements - Nonmajor Governmental Funds	
Fund Descriptions	58
Combining Balance Sheet - Nonmajor Governmental Funds	60
Combining Statement of Revenues, Expenditures and Changes in Fund Balances - Nonmajor Governmental Funds	61
Combining Balance Sheet - Nonmajor Special Revenue Funds	62
Combining Statement of Revenues, Expenditures and Changes in Fund Balances - Nonmajor Special Revenue Funds	66
Combining Balance Sheet - Nonmajor Debt Service Funds	70
Combining Statement of Revenues, Expenditures and Changes in Fund Balances - Nonmajor Debt Service Funds	71
Combining Balance Sheet - Nonmajor Capital Projects Fund	72
Combining Statement of Revenues, Expenditures and Changes in Fund Balances - Nonmajor Capital Projects Fund	73

TABLE OF CONTENTS (continued)

	<u>Page</u>
Fiduciary Statements	
Fund Descriptions	75
Combining Statement of Assets and Liabilities - Agency Funds	76
Combining Statement of Changes in Assets and Liabilities - Agency Funds	78
Individual Fund Schedules of Revenues, Expenditures/Expenses and Changes in Fund Balances - Budget (Non-GAAP Budgetary Basis) and Actual	
Major Funds	
General Fund	81
Income Tax Fund	85
Capital Projects Fund	86
Water Fund	87
Sewer Fund	88
Nonmajor Funds	
Special Revenue Funds	
Street Construction, Maintenance and Repair Fund (SCMR)	89
State Highway Fund	90
Motor Vehicle License Tax Fund	91
Street Levy Fund	92
Surface Drainage Fund	93
Police Levy Fund	94
Police Pension Fund	95
Law Enforcement Trust Fund	96
Local Law Enforcement Assistance Fund	97
Drug Law Enforcement Trust Fund	98
DUI Enforcement and Education Trust Fund	99
Clerk of Courts Computer Service Fund	100
Court Computerization Fund	101
Fire Levy Fund	102
Fire Pension Fund	103
Paramedic Levy Fund	104
Ambulance Fund	105
State Grants Fund	106
Federal Grants Fund	107
Cemetery Fund	108
Park and Recreation Trust Fund	109
Park and Recreation Improvement Fund	110
Senior Citizens Title III Fund	111
Solid Waste Management Fund	112
Debt Service Funds	
General Obligation Bond Retirement Fund	113
Special Assessment Bond Retirement Fund	114
Capital Projects Funds	
Issue II Fund	115
Internal Service Fund	
Self-Insurance Fund	116

TABLE OF CONTENTS (continued)**STATISTICAL SECTION**Page

Narrative	S 1
Financial Trends	
Net Assets by Component	S 2
Expenses and Program Revenues	S 3
Net (Expense) / Revenue, General Revenues and Total Change in Net Assets	S 4
Program Revenues by Function / Program	S 5
Governmental Funds Fund Balances	S 6
Governmental Fund Type - Revenues by Source	S 7
Governmental Fund Type - Expenditures by Function	S 8
Other Financing Sources and Uses and Net Change in Fund Balances - Governmental Funds	S 9
Revenue Capacity	
Assessed and Estimated Actual Value of Taxable Property	S 10
Property Tax Rates - Direct and Overlapping Governments	S 11
Principal Taxpayers - Real Property Taxpayers	S 12
Principal Taxpayers - Tangible Personal Property Taxpayers	S 13
Principal Taxpayers - Public Utility	S 14
Property Tax Levies and Collections (Real and Public Utilities)	S 15
City Income Tax Collections	S 16
Debt Capacity	
Ratio of Outstanding Debt by Type	S 17
Ratio of Net General Obligation Bond Debt to Assessed Value and Net General Obligation Bonded Debt per Capita	S 18
Direct and Overlapping Governmental Activities Debt	S 19
Computation of Legal Debt Margin	S 20
Pledged Revenue Coverage	S 21
Demographic and Economic Information	
Demographic Statistics	S 22
Principal Employers	S 23
Operating Information	
Full-time Equivalent City Government Employees by Function	S 24
Operating Indicators by Function / Program	S 25
Capital Asset Statistics by Function / Program	S 27



THE CITY OF NORTH RIDGEVILLE

7307 AVON BELDEN ROAD, NORTH RIDGEVILLE, OHIO 44039

TELEPHONE: (440) 353-0851 FAX: (440) 353-1542

Auditor's Office



Members of City Council and
Citizens of North Ridgeville
North Ridgeville, Ohio

We are pleased to submit this Comprehensive Annual Financial Report (CAFR) of the City of North Ridgeville, Ohio for its fiscal year ended December 31, 2009. Responsibility for both the accuracy of the data and the completeness and fairness of the presentation including all disclosures rests with the City. To the best of our knowledge and belief, the enclosed data are accurate in all material respects and are reported in a manner that presents fairly the financial position and results of operations of the City. All disclosures necessary to enable the reader to gain an understanding of the City's financial activities have been included.

Independent Audit

The City's financial statements for the year ended December 31, 2009 were examined by independent auditor Mary Taylor, CPA, Auditor of State of Ohio. The Independent Accountants' Report on the basic financial statements is included in the Financial Section of this report.

Reporting Entity

For financial reporting purposes, the City includes all funds that comprise the primary government and all agencies, boards and commissions for which the City is financially accountable and component units. Component units are legally separate organizations for which the City is financially accountable. The City is financially accountable for an organization if the organization is fiscally dependent on the City or if the City appoints a majority of the organization's governing board and 1) it is able to impose its will on the organization or 2) there is a potential for the organization to provide specific financial benefits or impose specific financial burdens on the City. The City has no component units.

CITY PROFILE

The City

The City of North Ridgeville is located in Lorain County in north central Ohio, approximately twenty miles southwest of the City of Cleveland and approximately ten miles southeast of the City of Lorain. The City's area is approximately 25 square miles. The City's 2001 census population of 22,338 placed it as the third largest in Lorain County. The City is in the Cleveland-Elyria-Mentor Metropolitan Statistical Area (MSA) and the Cleveland-Akron-Elyria Combined Statistical Area (CSA).

The City is provided with banking and financial services by eight local commercial banks and savings and loan associations, operating a total of eight offices within the City. Three daily and two weekly newspapers serve the City. The City is within the broadcast area of seven television stations and approximately thirty-one AM and FM radio stations. Multi-channel cable TV service, including educational, governmental and public access channels is provided by Time Warner Cable.

Within commuting distance are several public and private two-year and four-year colleges and universities, including Cleveland State University, University of Akron, and Kent State University (three of Ohio's twelve state universities), Lorain County Community College, Cuyahoga Community College, Oberlin College (located in the County), Baldwin Wallace College, John Carroll University and Case Western Reserve University. The Lorain Business College is also located in the County.

The City is served by four acute-care hospitals, located in the cities of Lorain, Elyria, Westlake, and Fairview Park within a ten mile radius of the City. A Medivac unit, providing emergency medical services, operates at the Lorain County Regional Airport and a heliport has been built adjacent to Community Health Partners (Health Center) in Lorain to provide for emergency transportation of patients by helicopter.

The City owns and operates five parks covering 115 acres and provides recreational facilities including basketball, volleyball and tennis courts, baseball / softball fields, soccer fields, picnic areas and a stocked fishing lake. An additional 66 acres has been leased for use as a sports park. In addition, the City is within the Lorain County Metropolitan Park District, created to preserve natural resources and provide park and recreation facilities within the County. The Park District's Sandy Ridge Reservation, which is located within the City, consists of a 310 acre wildlife preservation with small ponds, a trail complete with information signs, observation mound, playground, educational center and picnic area.

City Government

The City of North Ridgeville was founded in 1810, incorporated as a village in 1958 and became a city in 1960.

The City operates under and is governed by its Charter, first adopted by voters in 1961 and which has been and may be amended by the voters from time to time. The City is also subject to some general laws applicable to all cities. Under the Ohio Constitution, the City may exercise all powers of local self-government and police powers to the extent not in conflict with applicable laws. The Charter provides for a Mayor-Council form of government.

Legislative authority is vested in a seven-member Council, of whom three are elected at-large and four are elected from wards, all for four-year terms. The Council fixes compensation of City officials and employees, and enacts ordinances and resolutions relating to the City services, tax levies, appropriating and borrowing money, licensing and regulating businesses and trades, and other municipal purposes. The presiding officer is the President of Council, who is elected by the Council from the at-large members for a two-year term.

The City's chief executive and administrative officer is the Mayor, who is elected by the voters for a four-year term. The Mayor appoints the directors of certain City departments, subject to the approval of a majority of all the members of Council. The major appointed officials are the Directors of Law, Safety-Service and the Treasurer. The Mayor also appoints members to a number of boards and commissions, and appoints and removes, in accordance with civil service requirements, all appointed officers and employees.

The Auditor, who is the City's chief fiscal officer, and the Clerk of Council are appointed by Council. The Auditor is appointed to a two-year term, subject to removal by a majority of all of the members elected to Council. The Clerk of Council serves at the pleasure of Council.

All elected officials, except the Mayor, serve part-time.

The City provides a full range of municipal services. These include police, fire, emergency rescue, parks and recreation, sanitation, water and sewer utility, planning, zoning, general administrative services, and a Mayor's court.

CITY ECONOMIC CONDITION

Local Economy and Outlook

The City is primarily a residential and agricultural area, with many residents commuting daily to work in the City of Cleveland and other areas in Lorain County and adjacent Cuyahoga County. Approximately thirty percent of the land in the City is undeveloped or used for agricultural purposes. Because of its location adjacent to the substantially fully developed Cities of Westlake and North Olmsted and access to I-80, I-90, I-480 and State Route 10, and close proximity to Cleveland Hopkins International Airport, significant new residential, commercial and light industrial and warehousing development is expected to continue within the next several years.

Because the City has a diverse workforce and is not reliant on any concentration of industry, it has been able to weather the most recent economic downturn without curtailing basic services. The City's major sources of revenues are municipal income taxes, property taxes and intergovernmental revenues consisting of state shared taxes and grants. Over the past ten years, the City has been one of the fastest growing residential communities in the State of Ohio. During the years 2003 through 2005, the City reduced budgetary appropriations over controllable expenses and deferred non-critical capital equipment expenditures in reaction to the economic slowdown, which occurred after "9/11". As result of City staff's co-operation during this period of belt-tightening, the City maintained its financial stability while City services were not significantly affected. As a result of increased 2006 revenues resulting from property tax increases and passage of various replacement tax levies, the City's 2006 appropriations returned to a normal level and additional monies were expended for vehicles and equipment to catch up on its capital equipment replacement program. In 2007, in anticipation of a slowdown in the housing market, the City conservatively reduced its projected revenues related to new construction, which included building department revenues, impact fees and tap-in fees, affecting various funds. In 2008 and 2009, the City continued its conservative projection of anticipated revenues and reduced controllable expenses and postponed certain capital equipment acquisitions. However, to take advantage of the favorable construction rates resulting from the ailing economy, certain construction projects were initiated that were funded in major part by matching grants and the issuance of long-term debt intended to be repaid from water and sewer revenues and general revenues of the City from expected future revenue growth.

In 2009, the City completed an update of its comprehensive master plan that identifies areas for residential, commercial, industrial and governmental development and infrastructure improvements to encourage and accommodate responsible and orderly development.

In recent years, the City has constructed a two million gallon water tower and acquired additional water capacity from the City of Avon Lake with the installation of new water mains through the eastern and most recently, western portion of the City by the City of Avon Lake. The City believes that all of its foreseeable needs for waterworks system capacity to support development in the City have been met. In 2004, the City completed a major expansion of its French Creek Wastewater Treatment Plant to meet the anticipated needs of the City and the adjacent City of Avon and Village of Sheffield, which the plant also serves. The City also completed construction of an interceptor trunk sanitary sewer line to service the underdeveloped western area of the City. Infrastructure is now in place to allow further residential and commercial development on the City's westside.

To attract commercial developments, the City has established an enterprise zone (coterminous with the City) and a community reinvestment area. Under its enterprise zone program and policy, the City offers businesses abatements of up to 100% of real and tangible personal property taxes on new property added to the tax duplicate, for a period of up to ten years. The amounts, types and duration of the actual abatements offered by the City under this program are a function of the size of the proposed development and the number of jobs created. Under its community reinvestment zone program and policy, the City offers an abatement of real property taxes on new property added to the tax duplicate, for a period of up to 15 years.

Five separate industrial parks are under development in the City. The largest of these is Taylor Woods Industrial Park, which includes facilities of Invacare Corp. (a manufacturer of wheelchairs), Beckett Gas, Inc. (a manufacturer of gas burners), and Beckett Air, Inc. (a manufacturer of blower parts). The newest of these is Bliss Industrial Park, which includes JBC Technology Incorporated (a manufacturer of seals and gaskets) and Zannoni Foods (a food manufacturer). Building permits were issued in 2009 for new commercial buildings with an estimated value of \$ 1,100,000 and commercial improvements of \$ 7,762,100. The City expects commercial development to expand as the result of its infrastructure improvements completed in recent years, access to interstate highways and close proximity to Cleveland Hopkins International Airport. In addition, development of an independently owned sports complex which opened in 2009 is anticipated to attract restaurants and motels to the southeast quadrant of the City. This complex includes outdoor sports fields featuring local and national tournaments.

Residential development continues within the City. In various stages of planning and construction in the western half of the City are two planned community developments: Waterbury, a 640 acre development representing approximately 2,000 residential units, and Meadow Lakes, a 570 acre development representing approximately 1,900 residential units. Other developments in the western area include the subdivisions of Avalon, Hampton Place, Hartford Oval, Stone Creek, Cypress Station and Timber Ridge, which together, represent approximately 950 homes. Elsewhere in the City, Ridgefield Homes, an upscale development represents approximately 1,000 homes, about two-thirds complete. Several other smaller subdivisions remain under development throughout the City. The City's Building Department reflects approximately 3,600 residential units projected to be constructed within the various developments. Building permits were issued in 2009 for new residential units with an estimated value of \$ 28,268,824.

Long-term Planning

Long-term financial planning is performed on a departmental basis and incorporated as a part of the annual appropriation process.

Operating costs are forecast for governmental operations on a five-year basis for the following reason. Property tax collections are the second highest source of general revenue to the City. The City's voted property tax levies are limited to five years in duration and must be "renewed" or "replaced" by voter approval upon expiration. Property tax levies are voted on at a specific millage rate. Ohio House Bill 920, in effect since 1976, removed the inflationary revenue growth resulting from increased property valuation by requiring annually, a decrease in the millage rate proportional to the increase in property valuation. As a result, the amount of annual tax collections generated by the levy remains approximately the same for the five-year period based on the annually determined "effective tax rate". Upon expiration of each levy, the City must seek voter approval to "renew" or "replace" each levy. A renewal levy results in the continuation of tax collections at the effective rate based on the property tax valuation when the original levy was first passed, resulting in the same annual tax collections as the previous five years. A "replacement" levy results in the original tax rate applied to the current property valuation, which results in additional tax revenue based on the updated most recent valuation. The City's policy in recent years has been to seek "replacement" levies, which have been supported by the voters. Accordingly, in the initial years following passage, levy monies are allowed to accumulate for use in the later years when increasing operating costs exceed the tax levy revenue collected.

Capital asset budgets for governmental operations are maintained by the departments, and capital asset replacements are planned as part of the City's annual appropriation process. Currently, fifteen percent of net municipal income tax collections, after deducting tax department operating costs, are earmarked for transfer to the City's Capital Projects Fund for the acquisition of capital outlay and payment of debt service related thereto.

Operating costs and capital outlay related to the City's enterprise operations consisting of water and sanitary sewer are paid from user fees and tap-in charges, as applicable. Historically, the City's water and sanitary sewer operations have been self-sufficient. The City obtains independent rate studies periodically and adjusts user fees as needed.

Major Initiatives

Police Department

The Police Department provides basic and enhanced law enforcement services to this growing community with a compliment of fifty-five officers and civilian staff. Police services include directed patrol, selective traffic patrol, bicycle patrol, K-9 units, a highly skilled detective bureau, and training staff. The department participates with other law enforcement agencies to combat drugs as a member of the Lorain County Drug Task Force, to secure national borders as part of the Lorain County Anti-terrorism Task Force and the Department of Homeland Security's Northern Border Initiative, and to confront special threats as a member of the U.S. Marshal's office Violent Fugitive Task Force and Lorain County Bomb Squad. The department provides a unique service to the local schools through its Police Resources Enhancing School Security Program (PRESS), which involves police officers visiting schools daily to interact with students and staff to provide a more secure and enhanced educational environment. The Department in 2009, implemented a motorcycle unit and reactivated its Police Ride-Along program, under which residents can accompany an officer on patrol to obtain firsthand experience about their city and its police. In 2009, the department responded to over 39,000 calls for service and assistance.

Fire Department

The Fire Department provides advanced life-support paramedic ambulances and fire protection on a twenty-four hour basis with a staff of thirty-seven including thirty-six fire suppression personnel, of whom thirty are state certified paramedics. Included also are the Chief, two assistant Chiefs, and a civilian administrative secretary. The Department maintains a dive rescue team, fire investigator, and is a member of the Lorain County Hazardous Materials Team and the Lorain County Technical Rescue Team. The Department maintains an aggressive fire prevention program that educates students, conducts fire safety inspections and provides CPR classes to its residents. In 2009, the Department responded to 2,111 medical emergencies and 535 fire calls. The department is a member of WESTCOM, a regional dispatch center which provides mutual aid emergency support services to the City from various surrounding cities. The Department is involved in various safety inspections and prevention programs. The Department continues to plan for the City's growth and is studying the optimum location of additional fire stations within the City.

Building Department

The Building Department staffs six full-time building inspectors and two secretaries under the direction of the Chief Building Official. The City maintains an ISO (Insurance Service Office) rating of #5 for residential and #4 for commercial property owners. During 2009, building permits were issued for 240 residential dwellings and 6 commercial buildings, compared to 258 and 5, respectively, in 2008. The Department continually strives to maintain or improve the City's ISO ratings to minimize the insurance cost of its citizens.

Engineering Department

The Engineering Department consists of eight full-time staff. In 2009, the Department's services included engineering review for 30 commercial projects. Eleven ongoing residential subdivisions have been reviewed to provide a total of 1,148 residential lots receiving preliminary or final approval at various locations throughout the City. The Department continues enhancements of its Geographic Information System for the City's infrastructure systems including, storm sewer, sanitary sewer, waterways, contouring, zoning and soil conditions.

Utilities Department

The Utilities Department serviced over 11,700 water, sewer and sanitation accounts in 2009 with its office staff of five full-time employees and three part-time meter readers. Water meters are read by radio wave portable interrogators. In 2009, the City began the replacement of all water meters in the City with the latest, state of the art "automatic meter reading" system which, in addition to providing contemporaneous "read" information transmitted directly to the utility department computers, will identify potential water leaks, broken and vandalized meters, greatly enhancing customer service. The replacement project was funded by the issuance of \$ 3,250,000 of bonds in 2008, which is being repaid through an increase in user rates.

French Creek Wastewater Treatment Plant

The City's French Creek Wastewater Treatment Plant services the City, the City of Avon and the Village of Sheffield. The Plant's staff consists of twenty-two full-time employees. In 2004, the City completed expansion and upgrade of the plant, which increased its capacity by fifty percent to 11.25 MGD. The land and plant facilities were originally designed to accommodate a 26 MGD treatment facility to be constructed in four phases, as the served communities continue to grow. In 2008, the Environmental Protection Agency changed the composting standard for sludge, resulting in significant additional cost for the storage and removal of the byproduct. Although the additional cost was offset by increased user charges to the City and two other communities serviced, the City continues to explore beneficial solutions for use of the sludge generated in the treatment process. Currently under study is utilization of an anaerobic digestion sludge treatment system that would treat the sludge with high volatile organic content to produce renewable energy bio-solids.

Parks and Recreation

The Parks and Recreation Department provides affordable programs and services for residents that include leisure activities, special events, cultural enrichment and education. The City's park system includes South Central park, a 30 acre woodland park with a fishing lake; Shady Drive Complex, a 59 acre baseball/softball complex; Frontier Park, a 13 acre football complex; and Root Road Soccer Complex, a 12 acre soccer complex. In 2009, a privately owned sports park began operations, which complex includes lighted baseball and softball fields and soccer fields. The City leased sixty-six acres of park land to the sports complex owners to assist the development.

Office of Older Adults

The North Ridgeville Senior Center (Office of Older Adults) provides transportation and supportive services for the City's seniors and nutritional meals to homebound seniors through its Meals-on-Wheels program for the City and surrounding townships. Other services provided include transportation services, recreational shows, CPR classes, flu shots, memory testing, periodic outings and other activities. The Senior Center provides a "CareCall" program consisting of an automated telephone service to communicate with seniors and other needy citizens on a daily basis; and Snow Plowing Program for seniors in the community, whereby, with the cooperation of the local Veterans of Foreign Wars chapter, qualified seniors receive snow removal services at little or no cost. The Office continues to explore programs and activities for the seniors of the City.

Financial Information

Internal Control

Management of the City is responsible for establishing and maintaining an internal control structure designed to ensure that the assets of the government are protected from loss, theft or misuse and to ensure that adequate accounting data is compiled to allow for the preparation of financial statements in conformity with generally accepted accounting principles. The internal control structure is designed to provide reasonable, but not absolute, assurance that these objectives are met. The concept of reasonable assurance recognizes that 1) the cost of a control should not exceed the benefits likely to be derived, and 2) the valuation of costs and benefits requires estimates and judgments by management. We believe that the City's system of internal control is adequate to safeguard assets and provide reasonable assurance of proper recording of transactions.

Basis of Accounting

Since 2003, the City has prepared its annual financial statements under the reporting model required by Government Accounting Standards Board Statement No. 34 (GASB 34), "Basic Financial Statements and Management's Discussion and Analysis for State and Local Governments". Under GASB 34, the basic financial statements consist of:

Government-wide financial statements These statements are prepared on an accrual basis of accounting, which is similar to the basis of accounting followed by many businesses. The government-wide statements distinguish between those activities of the City that are governmental and those that are considered business-type activities.

Fund financial statements These statements present information for individual major funds rather than by fund type. Nonmajor funds are combined and presented in total in one column. Governmental funds use the modified accrual basis of accounting and include reconciliation to the governmental activities accrual information presented in the governmental-wide financial statements. Proprietary and fiduciary funds use the accrual basis of accounting.

Statements of budgetary comparisons These statements present comparison of actual information to the legally adopted budget. The budgetary basis, as provided by Ohio law, is on the basis of cash receipts, disbursements and encumbrances.

For a more detailed description, see the Management's Discussion and Analysis and the Notes to the Basic Financial Statements.

Budgetary Controls

Detailed provisions for budgeting, tax levies and appropriations are set forth in the Ohio Revised Code and the City Charter.

The City prepares an annual budget of estimated receipts and expenditures for the upcoming year, which is filed with the Lorain County Budget Commission by July 20th preceding the budget year. Estimated resources, which includes estimated receipts taken from the City's budget, property tax and local government assistance as revised by the County, and unencumbered balances, is certified by the County Budget Committee, which estimated resources serve as the basis for appropriations. A temporary appropriation resolution to control expenditures may be passed by City Council around January 1 of each year for the period January 1 to March 31. An annual appropriation measure must be passed by April 1 each year for the period January 1 to December 31. Appropriations by fund-type cannot exceed the estimated resources as certified by the County Budget Commission. Revisions to estimated resources may be made during the year as new information becomes available which, upon written request is certified by the County Budget Commission. City Council can pass supplemental appropriation ordinances, as long as total appropriations by fund-type do not exceed the amount of estimated resources certified by the County, as reflected on the most recent Amended Certificate of Estimated Resources.

For management purposes, the City maintains budgetary control on a non-GAAP basis by fund and within each fund by department at major object levels, which include personal services, other expenditures, and transfers. Budgetary control is maintained by an encumbrance of purchase commitment amounts prior to the release of purchase orders to vendors. Purchase order requests for the expenditure of monies are submitted to the Mayor or Safety-Service Director for approval. The purchase order is forwarded to the Auditor's office for certification of the availability of funds. The estimated expenditure is then encumbered against available appropriation. Encumbrances, which would exceed the available appropriation are not approved or recorded until the City Council authorizes additional appropriations or transfers.

The Auditor's office prepares monthly financial statements on the budgetary basis for City Council and the Administration, which reflect detailed annual budget information, monthly and year-to-date receipts, expenditures, encumbrances and unencumbered balances.

AWARDS AND ACKNOWLEDGEMENTS

GFOA Certificate of Achievement

The Government Finance Officers Association of the United States and Canada (GFOA) awarded a Certificate of Achievement for Excellence in Financial Reporting to the City of North Ridgeville, Ohio for its comprehensive annual financial report for the fiscal year ended December 31, 2008. In order to be awarded a Certificate of Achievement, a government must publish an easily readable and efficiently organized comprehensive annual financial report. This report must satisfy both generally accepted accounting principles and applicable legal requirements.

A Certificate of Achievement is valid for a period of one year only. We believe that our current comprehensive annual financial report continues to meet the Certificate of Achievement Program's requirements and we are submitting it to the GFOA to determine its eligibility for another certificate.

Acknowledgments

The preparation of this report could not have been accomplished without the efficient and dedicated services of the staff of the Auditor's Office and Treasurer. Preparation of the Comprehensive Annual Financial Report requires a major effort and special appreciation is extended to everyone who assisted and contributed to the preparation of this report.

Appreciation is extended to the Administration and City Council for their continued support and commitment to responsible fiscal reporting.

Respectfully submitted,



Chris S. Costin, CPA, CGFM
City Auditor
June 25, 2010

This page intentionally left blank.

City of North Ridgeville, Ohio
Principal City Officials
December 31, 2009

Elected Officials

Mayor
Council member, At-Large, President
Council member, At-Large
Council member, At-Large
Council member, Ward 1, President Pro-Tem
Council member, Ward 2
Council member, Ward 3
Council member, Ward 4

G. David Gillock
Bernadine R. Butkowski
Kevin Corcoran
Ray E. McLaughlin III
Nancy J. Buescher
Dennis J. Boose
Richard W. Jaenke
Robert W. Olesen

Appointed Officials and Department Heads

Safety-Service Director
Law Director / Prosecutor
Engineer
Treasurer
Auditor
Deputy Auditor
Income Tax Administrator
Police Chief
Fire Chief
Service Department Superintendent
Chief Building Official
Parks and Recreation Director
Older Adult Services Director
Computer Service Supervisor
Utilities Department Director
French Creek Plant Superintendent
Maintenance and Grounds Supervisor
Mayor's Court Magistrate
Clerk of Mayor's Court
Clerk of Council
Chief Deputy Clerk of Council

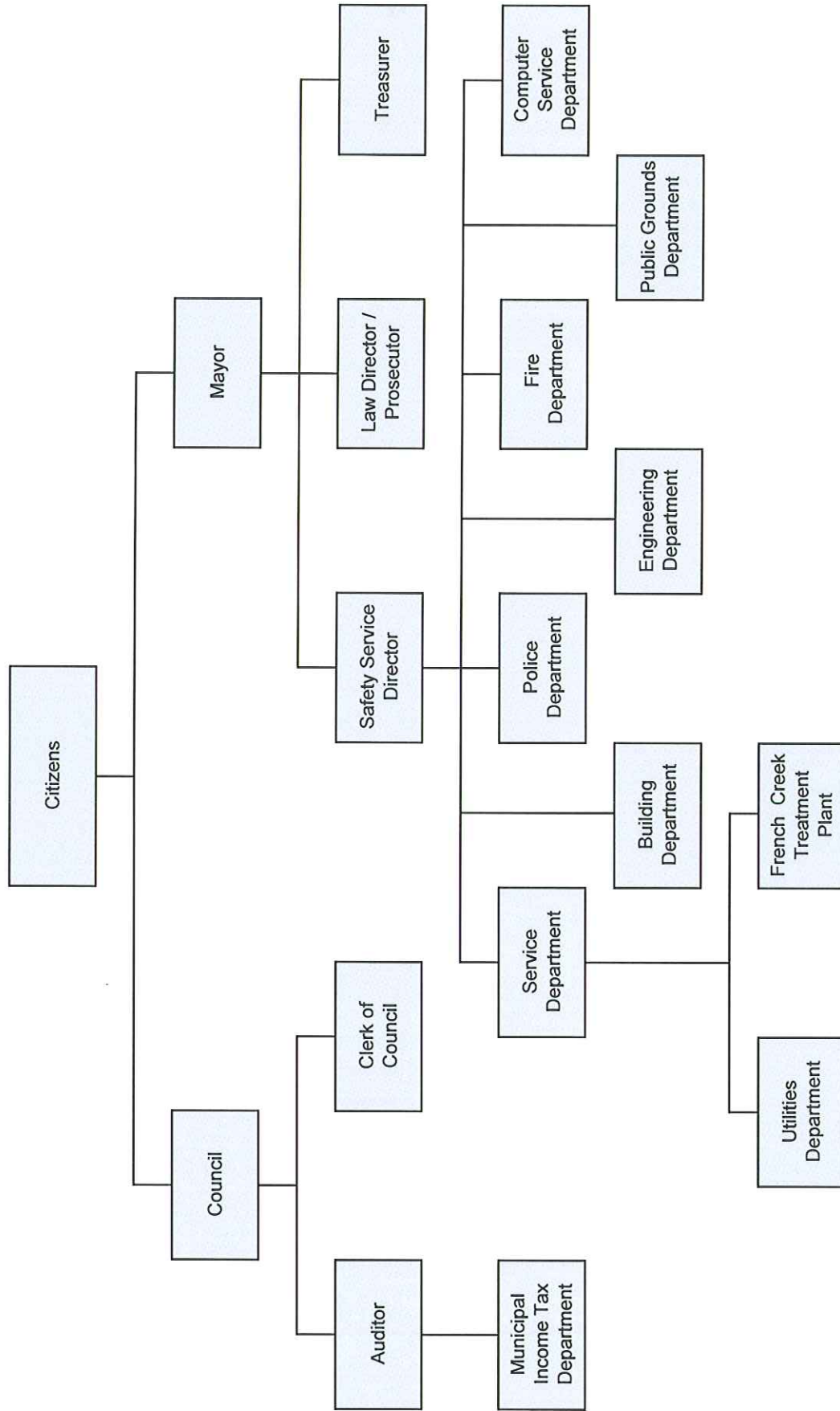
Dennis L. Johnson
Andrew J. Crites, ESQ.
Larry Griffith, P.E.
Anthony L. Hatmaker
Chris S. Costin, CPA, CGFM
Teresa A. Machovina
Laverne Porowski
Richard D. Thomas
Richard E. Miller
William Gluvna
Guy M. Fursdon, C.B.O.
James D. Spaulding
Rita M. Price
Rita Taylor
James E. Whitlock
Donald D. Daley
Gary M. Teel
Renee Zafarana, L.P.A.
Diana G. Graham
Warren W. Blakely
Paula D. Cope, MMC

Chairmen, Boards and Commissions

Civil Service Commission
Parks and Recreation Commission
Planning Commission
Fair Housing Board
Income Tax Board of Review
Zoning Board of Appeals

James P. Yost
Frank Vacha
James Hurst
Anthony L. Hatmaker
Margaret Knight
Shawn Kimble

City of North Ridgeville, Ohio Organization Chart



Certificate of Achievement for Excellence in Financial Reporting

Presented to

City of North Ridgeville
Ohio

For its Comprehensive Annual
Financial Report
for the Fiscal Year Ended
December 31, 2008

A Certificate of Achievement for Excellence in Financial Reporting is presented by the Government Finance Officers Association of the United States and Canada to government units and public employee retirement systems whose comprehensive annual financial reports (CAFRs) achieve the highest standards in government accounting and financial reporting.



A stylized handwritten signature in black ink.

President

A handwritten signature in black ink that reads "Jeffrey R. Emer".

Executive Director



Mary Taylor, CPA

Auditor of State

INDEPENDENT ACCOUNTANTS' REPORT

City of North Ridgeville
Lorain County
7307 Avon Belden Road
North Ridgeville, Ohio 44039

To the Members of Council:

We have audited the accompanying financial statements of the governmental activities, the business-type activities, each major fund, and the aggregate remaining fund information of the City of North Ridgeville, Lorain County, Ohio, (the City), as of and for the year ended December 31, 2009, which collectively comprise the City's basic financial statements as listed in the table of contents. These financial statements are the responsibility of the City's management. Our responsibility is to express opinions on these financial statements based on our audit.

We conducted our audit in accordance with auditing standards generally accepted in the United States of America and the standards applicable to financial audits contained in the Comptroller General of the United States' *Government Auditing Standards*. Those standards require that we plan and perform the audit to reasonably assure whether the financial statements are free of material misstatement. An audit includes examining, on a test basis, evidence supporting the amounts and disclosures in the financial statements. An audit also includes assessing the accounting principles used and significant estimates made by management, as well as evaluating the overall financial statement presentation. We believe our audit provides a reasonable basis for our opinions.

In our opinion, the financial statements referred to above present fairly, in all material respects, the respective financial position of the governmental activities, the business-type activities, each major fund, and the aggregate remaining fund information of the City of North Ridgeville, Lorain County, Ohio, as of December 31, 2009, and the respective changes in financial position and where applicable, cash flows, thereof and the respective budgetary comparisons for the General Fund and Income Tax Fund for the year then ended in conformity with accounting principles generally accepted in the United States of America.

In accordance with *Government Auditing Standards*, we have also issued our report dated June 25, 2010, on our consideration of the City's internal control over financial reporting and our tests of its compliance with certain provisions of laws, regulations, contracts and grant agreements and other matters. While we did not opine on the internal control over financial reporting or on compliance, that report describes the scope of our testing of internal control over financial reporting and compliance and the results of that testing. That report is an integral part of an audit performed in accordance with *Government Auditing Standards*. You should read it in conjunction with this report in assessing the results of our audit.

Management's Discussion and Analysis is not a required part of the basic financial statements but is supplementary information accounting principles generally accepted in the United States of America requires. We have applied certain limited procedures, consisting principally of inquiries of management regarding the methods of measuring and presenting the required supplementary information. However, we did not audit the information and express no opinion on it.

We conducted our audit to opine on the financial statements that collectively comprise the City's basic financial statements. The introductory section, combining and individual nonmajor fund statements and schedules and statistical tables provides additional information and are not a required part of the basic financial statements. We subjected the combining and individual nonmajor fund statements and schedules to the auditing procedures applied in the audit of the basic financial statements. In our opinion, this information is fairly stated in all material respects in relation to the basic financial statements taken as a whole. We did not subject the introductory section and statistical tables to the auditing procedures applied in the audit of the basic financial statements and, accordingly, we express no opinion on them.

A handwritten signature in cursive script that reads "Mary Taylor".

Mary Taylor, CPA
Auditor of State

June 25, 2010

CITY OF NORTH RIDGEVILLE, OHIO
MANAGEMENT'S DISCUSSION AND ANALYSIS
FOR THE YEAR ENDED DECEMBER 31, 2009
UNAUDITED

Management's discussion and analysis (MD&A) of the City of North Ridgeville's financial performance presents a narrative overview and analysis of the City's financial activities for the year ended December 31, 2009. The intent of the discussion and analysis is to present the City's financial performance as a whole. Readers are encouraged to consider this information in conjunction with the basic financial statements and notes to the basic financial statements for an enhanced understanding of the City's financial performance.

Financial Highlights

The City's growth trend has been negatively impacted by the most recent economic recession. In anticipation, the City has curtailed controllable expenditures to withstand the current economic slowdown, without a significant reduction in City services. As a result, the City's financial condition has remained relatively stable although net assets decreased. Favorably, following completion of the City's wastewater treatment facility expansion and installation of westside sanitary sewer trunkline in recent years, residential new construction in the community has continued, resulting in additional annual revenues to the City. These revenues have included municipal income taxes, licenses and fees, charges for services, tap-in fees and developer contributions. Residential new construction in 2009 has continued, albeit at a slower pace in than previous recent years.

Key financial highlights for 2009 were as follows.

Total net assets (decreased) by (\$ 3,716,701) to \$ 133,273,289 at December 31, 2009. Total assets (decreased) by (\$ 2,866,644) to \$ 182,326,627, while total liabilities increased by \$ 850,057 to \$ 49,053,338 at December 31, 2009. Net assets of Governmental activities (decreased) by (\$ 2,060,826) or (3.0%) to \$ 67,015,784 while Business-type activities (decreased) by (\$ 1,655,875) or (2.4%) to \$ 66,257,505 at year-end December 31, 2009. Depreciation and amortization amounted to \$ 6,832,795 in 2009, of which \$ 4,401,746 related to Governmental activities and \$ 2,431,049 related to Business-type activities, which accounts, in large part, for the aforementioned decreases in total and total net assets. The increase in liabilities resulted from issuance of debt primarily related to infrastructure projects.

Total revenues (decreased) by (\$ 1,334,786) or (3.8%) to \$ 34,074,921 in 2009 from 2008, due primarily to a decrease in developer contributions of infrastructure related to new housing. Total program expenses increased by \$ 1,659,742 or 4.6% to \$ 37,791,622, due primarily to the higher cost of sewer operations. The result of the above was a (decrease) in net assets of (\$ 3,716,701) in 2009, compared to a (decrease) of (\$ 722,173) in 2008.

Overview of Financial Statements

This annual report includes the City's basic financial statements which consist of government-wide financial statements, fund financial statements, notes to the basic financial statements and other information. The Government-wide financial statements provide information about the City as a whole, providing an aggregate view of the City's finances. The fund financial statements provide an additional level of detail focusing on spendable resources.

Government-wide Financial Statements

The government-wide financial statements provide a broad overview of the City's finances in a manner similar to a private-sector business. The *Statement of Net Assets* presents information on all the City's assets and liabilities with the difference between total assets and total liabilities reported as net assets. Increases or decreases in net assets over time serve as a useful indicator of whether or not the financial position of the City is improving or deteriorating. The *Statement of Activities* presents information reflecting the City's financial activities and changes in net assets during the year. These two statements use the accrual basis of accounting, under which revenue is generally recognized when earned and expenses recognized when incurred, regardless of when cash is received or paid. These statements distinguish between governmental activities which are those that are principally supported by taxes and intergovernmental revenues, and business-type activities which are those that are intended to recover their costs through user fees and charges. The City's business-type activities consist of water system operations and sanitary sewer system operations.

CITY OF NORTH RIDGEVILLE, OHIO
MANAGEMENT'S DISCUSSION AND ANALYSIS
FOR THE YEAR ENDED DECEMBER 31, 2009
UNAUDITED

Fund Financial Statements

The governmental fund financial statements, listed in the table of contents, focus on the City's most significant, or major funds. The City's major governmental funds are the General Fund, Income Tax Fund and Capital Projects Fund. The remaining non-major funds are combined and reflected in one single column. Governmental fund financial statements focus on near-term inflows and outflows of spendable resources and on balances of spendable resources that are available at year-end. This information can be useful in determining what financial resources are available to finance the City's activities. A *Reconciliation of the Statement of Revenues, Expenditures and Changes in Fund Balances of Governmental Funds to the Statement of Activities* for the year ended December 31, 2009 is presented. The City, similar to other local governments, uses fund accounting to ensure and demonstrate finance related legal requirements.

Fund Categories

The City's funds can be divided into three categories comprised of governmental funds, proprietary funds and fiduciary funds.

Governmental funds

Most of the City's activities are reported in governmental funds, which are used to account for essentially the same functions reported as governmental activities in the government-wide financial statements. Governmental funds use the modified accrual method of accounting, which measures cash and other financial assets readily convertible to cash.

Proprietary funds

Proprietary funds are generally used to account for activities for which the City will charge customers and users. The City maintains two types of proprietary funds. The first type, enterprise funds are used to account for those functions reported as business-type activities in the government-wide financial statements, which for the City, consists of water system operations and sanitary sewer system operations. The second type, internal service funds are used to accumulate and allocate costs of goods and services among the City's various functions. The City uses an internal service fund for its medical self-insurance program. This internal service fund is included within the governmental activities in the government-wide financial statements since the City was the only participant in the self-insurance program. Proprietary funds use the accrual basis of accounting.

Fiduciary funds

Fiduciary funds are used to account for resources held for the benefit of parties outside the City and are not included in the government-wide financial statements since the resources held are not available to support City programs. The City uses agency funds included under the fiduciary funds category. Agency funds are reported on a full accrual basis, for which only a statement of assets and liabilities is presented.

Notes to the Basic Financial Statements

Notes to the basic financial statements provide additional information that is essential for a full understanding of the data provided in the government-wide and fund financial statements. These should be read in conjunction with those financial statements.

CITY OF NORTH RIDGEVILLE, OHIO
MANAGEMENT'S DISCUSSION AND ANALYSIS
FOR THE YEAR ENDED DECEMBER 31, 2009
UNAUDITED

Other Information

In addition to the basic financial statements and accompanying notes to the basic financial statements, also presented are combining statements for nonmajor governmental funds and individual budgetary comparisons.

The City of North Ridgeville as a Whole

Analysis of Net Assets

The Statement of Net Assets presents the City as a whole. Following is a condensed summary of the City's net assets as of the current year-end compared to the prior year-end.

Net Assets

	Governmental Activities		Business-type Activities		Total	
	2009	2008	2009	2008	2009	2008
Assets						
Current and other assets	\$ 22,743,071	\$ 23,530,806	\$ 19,003,442	\$ 23,854,266	\$ 41,746,513	\$ 47,385,072
Capital assets, net	65,510,193	64,253,791	75,069,921	73,554,408	140,580,114	137,808,199
Total assets	88,253,264	87,784,597	94,073,363	97,408,674	182,326,627	185,193,271
Liabilities						
Current liabilities	8,081,858	7,550,568	575,811	1,045,168	8,657,669	8,595,736
Long-term liabilities	13,155,622	11,157,419	27,240,047	28,450,126	40,395,669	39,607,545
Total liabilities	21,237,480	18,707,987	27,815,858	29,495,294	49,053,338	48,203,281
Net assets						
Invested in capital assets, net of related debt	56,582,855	57,741,872	51,390,803	50,892,182	107,973,658	108,634,054
Restricted	5,577,303	5,741,588	-	-	5,577,303	5,741,588
Unrestricted	4,855,626	5,593,150	14,866,702	17,021,198	19,722,328	22,614,348
Total net assets	\$ 67,015,784	\$ 69,076,610	\$ 66,257,505	\$ 67,913,380	\$ 133,273,289	\$ 136,989,990

Total assets (decreased) by (\$ 2,866,644) to \$ 182,326,627 in 2009, due in large part to the depreciation of capital assets. Investment in capital assets (land, construction in progress, buildings and improvements, machinery and equipment and infrastructure, net of depreciation) less any debt related to acquire those assets still outstanding represents the largest portion of net assets. Capital assets are used to provide services to the City's citizens, however, are not available for future spending. Total capital assets, net of depreciation and amortization, increased by \$ 2,771,915 to \$ 140,580,114 in 2009. New additions to capital assets included \$ 2,397,974 of developer contributions of infrastructure related to residential real estate development. The City expended \$ 568,856 for land and buildings, \$ 5,781,233 for construction in process, \$ 1,479,062 for equipment and vehicles, and \$ 4,644,199 for infrastructure in 2009 in addition to developer infrastructure contributions added. Depreciation and amortization of capital assets amounted to \$ 6,764,443 and \$ 68,352, respectively. Current and other assets (decreased) by (\$ 5,638,559) to \$ 41,746,513 of which equity in pooled cash and equivalents (decreased) by (\$ 5,531,734) in part related to the expenditure of unspent bond proceeds from the prior year, and utilization of carryover balances to finance the current year deficit operations. Total liabilities increased by \$ 850,057 to \$ 49,053,338 resulting primarily from issuance of debt to finance capital asset acquisitions. Total net assets (decreased) by (\$ 3,716,701) or (2.7%) to \$ 133,273,289, comprised of a (\$ 2,060,826) or (3.0%) (decrease) in Governmental activities and (\$ 1,655,875) or (2.4%) (decrease) in Business-type activities.

CITY OF NORTH RIDGEVILLE, OHIO
MANAGEMENT'S DISCUSSION AND ANALYSIS
FOR THE YEAR ENDED DECEMBER 31, 2009
UNAUDITED

Analysis of Changes in Net Assets

To understand what makes up changes in net assets, following is a summary of activities for the current year compared to the prior year.

Change in Net Assets

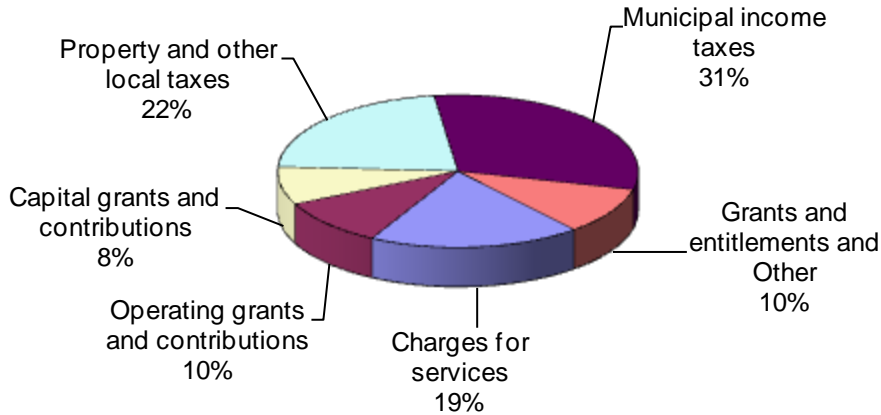
	Governmental Activities		Business-type Activities		Total	
	2009	2008	2009	2008	2009	2008
Revenues						
Program revenues						
Charges for services	\$ 4,576,813	\$ 4,048,865	\$ 7,800,984	\$ 7,646,282	\$ 12,377,797	\$ 11,695,147
Operating grants and contributions	2,258,787	2,084,047	-	-	2,258,787	2,084,047
Capital grants and contributions	1,870,334	2,378,816	2,159,513	3,004,039	4,029,847	5,382,855
Total program revenues	<u>8,705,934</u>	<u>8,511,728</u>	<u>9,960,497</u>	<u>10,650,321</u>	<u>18,666,431</u>	<u>19,162,049</u>
General revenues						
Property and other local taxes	5,254,735	5,345,345	-	-	5,254,735	5,345,345
Municipal income taxes	7,454,586	7,846,955	-	-	7,454,586	7,846,955
Grants and entitlements	1,968,859	2,208,505	-	-	1,968,859	2,208,505
Other	477,137	379,060	253,173	467,793	730,310	846,853
Total general revenues	<u>15,155,317</u>	<u>15,779,865</u>	<u>253,173</u>	<u>467,793</u>	<u>15,408,490</u>	<u>16,247,658</u>
Total revenues	<u>23,861,251</u>	<u>24,291,593</u>	<u>10,213,670</u>	<u>11,118,114</u>	<u>34,074,921</u>	<u>35,409,707</u>
Program expenses						
Security of persons and property	10,642,211	10,480,106	-	-	10,642,211	10,480,106
Public health and welfare	438,424	419,527	-	-	438,424	419,527
Leisure time activities	426,346	437,223	-	-	426,346	437,223
Community environment	1,461,279	1,573,541	-	-	1,461,279	1,573,541
Transportation	6,372,633	6,388,903	-	-	6,372,633	6,388,903
General government	6,259,737	5,747,511	-	-	6,259,737	5,747,511
Interest	321,447	342,242	-	-	321,447	342,242
Water	-	-	3,475,600	3,666,817	3,475,600	3,666,817
Sewer	-	-	8,393,945	7,076,010	8,393,945	7,076,010
Total program expenses	<u>25,922,077</u>	<u>25,389,053</u>	<u>11,869,545</u>	<u>10,742,827</u>	<u>37,791,622</u>	<u>36,131,880</u>
Increase (decrease) in net assets	(2,060,826)	(1,097,460)	(1,655,875)	375,287	(3,716,701)	(722,173)
Net assets, beginning of year	69,076,610	70,174,070	67,913,380	67,538,093	136,989,990	137,712,163
Net assets, end of year	<u>\$ 67,015,784</u>	<u>\$ 69,076,610</u>	<u>\$ 66,257,505</u>	<u>\$ 67,913,380</u>	<u>\$ 133,273,289</u>	<u>\$ 136,989,990</u>

CITY OF NORTH RIDGEVILLE, OHIO
MANAGEMENT'S DISCUSSION AND ANALYSIS
FOR THE YEAR ENDED DECEMBER 31, 2009
UNAUDITED

Governmental activities

Revenues by source of governmental activities for 2009 were comprised of:

Revenues by Source, Governmental Activities



Revenues

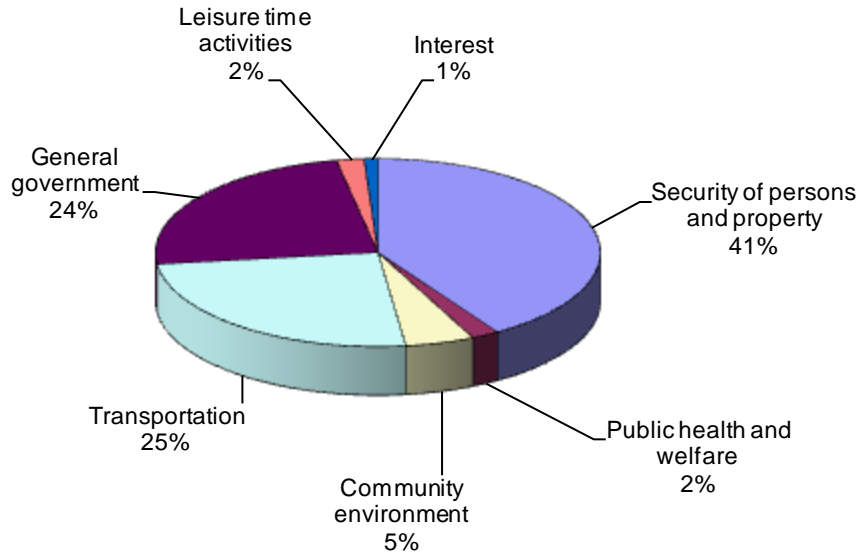
Total general revenues (decreased) by (\$ 624,548) or (4.0%) in 2009, resulting from lower property taxes, municipal income taxes and state-shared taxes due to the ailing general economy. Municipal income taxes of \$ 7,454,586 represented the largest portion of general revenues and 31% of total revenues in 2009, followed by property and other local taxes which represented 22% of total revenues in 2009. Municipal income taxes (decreased) by (\$ 392,369) or (5.0%), while property and other taxes (decreased) by (\$ 90,610) or (1.7%) in 2009.

Total program revenues increased by \$ 194,206 or 2.3% in 2009 from 2008. Charges for services as a result of fee increases, and operating grants and contributions increased by \$ 527,948 and \$ 174,740, respectively. Capital grants and contributions (decreased) by (\$508,482), primarily resulting from a decrease of developer infrastructure contributions. Developer contributions of infrastructure in recent years, consisting primarily of road systems, amounted to \$ 1,765,033 in 2009, \$ 2,073,655 in 2008, \$ 5,231,564 in 2007, and \$ 12,294,015 in 2006, reflecting the declining new housing market.

CITY OF NORTH RIDGEVILLE, OHIO
MANAGEMENT'S DISCUSSION AND ANALYSIS
FOR THE YEAR ENDED DECEMBER 31, 2009
UNAUDITED

Program expenses of governmental activities for 2009 were comprised of:

Program Expenses, Governmental Activities



Program expenses

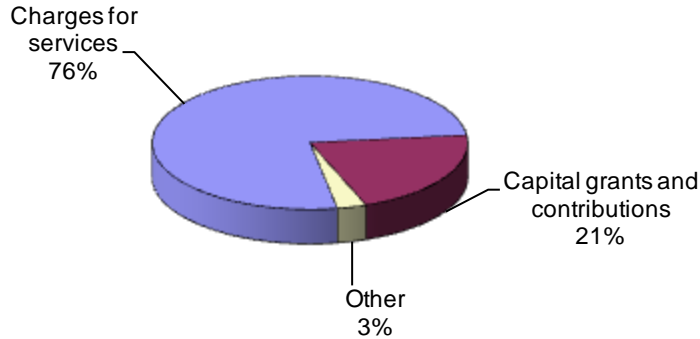
Program expenses amounted to \$ 25,922,077 in 2009, of which \$ 8,705,934 was supported by program revenue. Security of persons and property, which includes police, fire and paramedic services, in 2009, represented \$ 10,642,211 or 41% of total program expenses. Transportation, which includes street maintenance, snow removal and storm channel maintenance, represented \$ 6,372,633 or 25% of program expenses. General government, which includes legislative and administrative services of council, mayor, law, finance and computer services departments, utilities and maintenance of buildings represented \$ 6,259,737 or 24% of program expenses. Community environment represented \$ 1,461,279 or 5% of program expenses and included refuse collection and community development. Leisure time activities, which includes recreation activities and maintenance of the City's park system, represented \$ 426,346 or 2% of total program expenses. Public health and welfare, which includes senior citizen programs, payments to the County health department and cemetery maintenance, represented \$ 438,424 or 2% of total program expenses in 2009. Program expenses, in total were \$ 533,024 or 2% higher in 2009 than 2008. The most significant changes in expenses occurred in Security of persons and property, Community environment, and General government. Security of persons and property increased by \$ 162,105 or 1.5%, due primarily to contractual increases. Community environment (decreased) by (\$ 112,262) or (7.1%) due primarily to spending cut-backs. General government expenses were \$ 512,226 higher in 2009, due primarily to the increased cost of refuse services provided to residents and other inflationary cost increases.

CITY OF NORTH RIDGEVILLE, OHIO
MANAGEMENT'S DISCUSSION AND ANALYSIS
FOR THE YEAR ENDED DECEMBER 31, 2009
UNAUDITED

Business-type activities

Revenues by source for business-type activities for 2009 were comprised of:

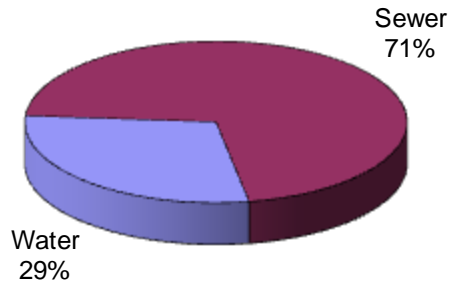
Revenues by Source, Business-type Activities



Revenues

Program revenues represented 97% of total revenues for business-type activities in 2009. Charges for services of \$ 7,800,984 represented 76% of total revenues while capital grants and contributions represented 21%. Developer contributions of \$ 632,941 and tap-in fees of \$ 1,319,939 comprised the majority of capital grants and contributions total of \$ 2,159,513 in 2009. Other general revenues of \$ 253,173 represented the remaining 3% of total revenues, comprised primarily of interest income.

Expenses, Business-type Activities



Expenses

Water operations expenses amounted to \$ 3,475,600 or 29% and sanitary sewer operations expenses amounted to \$ 8,393,945 or 71% of total program expenses for business-type activities in 2009. Both water operations and sanitary sewer operations have historically been self-supporting through user fees and charges. Water is purchased from three sources. The City's wastewater treatment facility services the City and two other communities. In 2008, the federal Environmental Protection Agency downgraded the classification of the treatment plant sludge resulting in a significant increase in removal costs necessitating a user rate increases in 2009 to offset that ongoing increased cost.

CITY OF NORTH RIDGEVILLE, OHIO
MANAGEMENT'S DISCUSSION AND ANALYSIS
FOR THE YEAR ENDED DECEMBER 31, 2009
UNAUDITED

The City's Funds

The City's governmental funds financial information begins at page 18. As reflected on the *Balance Sheet*, total governmental assets (decreased) slightly by (\$ 689,713) or 3.0%, while total governmental liabilities increased by \$ 314,241 or 2.3 %, resulting in a (decrease) in governmental total fund balances of (\$ 1,003,954) or (11.1%) to \$ 8,004,868 at year-end 2009. As reflected on the *Statement of Revenues, Expenditures and Changes in Fund Balances*, total governmental funds revenues (decreased) by (\$ 137,038) or (.6%) in 2009, while total expenditures (decreased) by (\$ 221,979) or (.8%). Total other financing sources (decreased) by (\$ 1,194,895), which included note proceeds of \$ 2,755,680 in 2009 compared to bond proceeds of \$ 3,905,000 in 2008. The most significant changes in governmental revenues were an increase of \$ 597,836 in charges for services resulting from fee increases, and (decreases) in property and other local taxes, municipal income tax, intergovernmental revenue and interest revenue of (\$ 115,459), (\$ 367,669), (\$ 164,964) and (\$ 135,538), respectively, resulting from the ailing economy. The most significant changes in governmental expenditures were increases in security persons and property of \$ 418,410, general government of \$ 473,140, resulting primarily from contractual increases and capital outlay of \$ 1,751,608 and a (decrease) of (\$ 2,548,751) in debt service principal payments, resulting from a bond issue in 2008 to refinance short-term notes over longer terms. The City's major funds in 2009 consisted of the General Fund, Income Tax Fund, and Capital Projects Fund. General Fund revenues were \$ 61,371 or 1.5% lower in 2009 than 2008. Of that amount, property and other local taxes was \$ 24,835 higher than 2008, while intergovernmental revenue was \$ 3,708 lower, fines, licenses and permits \$ 9,113 lower, and miscellaneous revenue \$ 39,490 lower than 2008. General fund total expenditures increased by \$ 409,295 or 4.0%, due primarily to contractual increases. Other financing sources comprised of transfers-in from the City's income tax fund were \$ 1,020,000 or 16% higher than 2008. Accordingly, the General Fund balance increased by \$ 803,824 or 52% to \$ 2,365,372 at year-end 2009. The Income Tax (Special Revenue) Fund collects the City's one percent municipal income tax and, after payment of the department's expenses and taxpayer refunds, transfers available monies ratably to the General Fund and Capital Projects Fund, at the discretion of City Council. Transfers made in 2009 were allocated 85% to the General Fund and 15% to the Capital Projects Fund. Municipal income tax total revenues (decreased) by (\$ 422,039), or (5.3%) to \$ 7,510,196 in 2009. Income tax collections decreased by (\$ 367,669), which is attributable to the economic recession. Income tax revenues exceeded expenditures by \$ 7,051,863 in 2009 versus \$ 7,448,700 in 2008. The Income Tax Fund balance (decreased) by (\$ 1,748,137) to \$ 1,473,144 at year-end 2009 due to increased transfers-out of \$ 8,800,000 in 2009, up from \$ 7,600,000 in 2008, to finance governmental operations and capital projects.

The City's proprietary funds information begins at page 24. Drinking water operations are reflected in the Water Fund. Water Fund net assets increased by \$ 280,340 to \$ 18,352,744 at year-end 2009. Charges for services included a 17 percent water rate increase in early 2009 to offset the increased cost of water operations. Water consumption decreased by 3/4% in 2009. Water operating revenues increased by \$ 304,641 or 10.6% in 2009 which resulted from rate increases that took effect in mid 2008 and in early 2009. Capital contributions were \$ 462,352 in 2009, consisting primarily of developers' contributions of waterlines infrastructure and tap-in fees, which amounted to \$ 149,676 or 24% less than in 2008. Sanitary sewer operations are reflected in the Sewer Fund. The City's wastewater treatment facility services the City, the City of Avon and Village of Sheffield. Sewer fund net assets (decreased) by \$ (1,888,622) to \$ 47,916,111 at year-end 2009. Charges for services included an 18 percent sewer rate increase in late 2009 to offset the increased cost of sewer operations. Sewer operating revenues (decreased) by \$ (149,939) or (3%) in 2009, due to reduced volume billed, which billing is generally based on water usage. Capital contributions were \$ 1,697,161 in 2009, comprised primarily of developer contributions of sewer system infrastructure and tap-in fees, which amounted to \$ 694,850 or 29% lower than 2008. The City's water and sewer operations have historically been self-sufficient.

CITY OF NORTH RIDGEVILLE, OHIO
MANAGEMENT'S DISCUSSION AND ANALYSIS
FOR THE YEAR ENDED DECEMBER 31, 2009
UNAUDITED

Budgetary Highlights

The City prepares its budget in accordance with Ohio law on the basis of cash receipts, disbursements and encumbrances. The City's original budget and amendments are enacted by City Council upon recommendation of Council's Finance Committee. Budgetary expenditure modifications at the legal level of control may only be made by ordinance of City Council. The City's final budget differs from the original budget due to various amendments during the year to reflect changes in unanticipated revenue receipts and/or amended appropriations. Revised budgeted receipts and amended appropriations were adopted in 2009 primarily for additional projects funding obtained and personal expense revisions.

The General Fund is the City's most significant budgeted fund. Original budgeted receipts (excluding other sources) for the General Fund were \$ 3,900,537. Final budgeted receipts were 4,071,187. The City actually received \$ 4,221,011. Actual receipts were greater than estimated which resulted primarily from the City's conservative approach during the economic slowdown. Original budget revenue is conservatively estimated. Actual transfers-in of \$ 7,480,000 from the Income Tax (Special Revenue) Fund were higher than originally budgeted. Original budgeted appropriations (excluding Other uses) were \$ 12,101,677 and final amended appropriations were \$ 12,210,971. The City actually expended \$ 10,972,838, which was \$ 1,238,133 less than finally appropriated, which resulted from the intended curtailment of expenditures. The City historically spends less than appropriated. In 2009 actual expenditures were 90% of final appropriations. Amended appropriations provided for certain unanticipated overtime and employee termination payments. Other financing sources (uses) included advances-in of \$ 215,000 from the Federal Grants (Special Revenue) Fund representing repayment of prior year advances, and advances-out of \$ 150,000 to the Federal Grants (Special Revenue) Fund. These advances provide funds needed to expend under federal cost-reimbursement grants.

Capital Assets

Capital assets, net of depreciation, at December 31, consisted of:

	Governmental Activities		Business-type Activities		Total	
	2009	2008	2009	2008	2009	2008
Land	\$ 1,214,309	\$ 914,309	\$ 786,184	\$ 786,184	\$ 2,000,493	\$ 1,700,493
Construction in progress	2,236,756	496,260	583,241	1,765,294	2,819,997	2,261,554
Buildings and improvements	2,892,984	2,991,216	519,431	266,778	3,412,415	3,257,994
Equipment and vehicles	3,015,971	3,097,330	8,490,257	8,169,861	11,506,228	11,267,191
Infrastructure	56,150,173	56,754,676	63,098,834	60,905,965	119,249,007	117,660,641
Intangible assets	-	-	1,591,974	1,660,326	1,591,974	1,660,326
	<u>\$65,510,193</u>	<u>\$64,253,791</u>	<u>\$75,069,921</u>	<u>\$73,554,408</u>	<u>\$140,580,114</u>	<u>\$137,808,199</u>

Capital assets are major assets that benefit more than one fiscal year. The City's capitalization threshold is \$ 2,500, that is, asset cost must equal \$ 2,500 or more to be capitalized. Infrastructure assets are long-lived capital assets that are normally stationary in nature with a useful life significantly greater than most capital assets. The City's governmental infrastructure includes streets, bridges, culverts, sidewalks and storm drainage systems.

The City's total capital assets, net of depreciation amounted to \$ 140,580,114 at December 31, 2009, which was \$ 2,771,915 higher than the previous year, since additions exceeded depreciation. Capital assets, net of depreciation under governmental activities increased by \$ 1,256,402 in 2009, which included \$ 1,765,033 from developers' contributions of infrastructure of road systems. Business-type capital assets, net of depreciation increased by \$ 1,515,513 to \$ 75,069,921, which additions included \$ 632,941 of developers' contributions of waterlines and sewer lines infrastructure. Total depreciation and amortization increased by \$ 131,492 or 2% to \$ 6,832,795 in 2009 from \$ 6,701,303 in 2008.

For more information about the City's capital assets, see Note 2J and Note 7 of *Notes to the Basic Financial Statements*.

CITY OF NORTH RIDGEVILLE, OHIO
MANAGEMENT'S DISCUSSION AND ANALYSIS
FOR THE YEAR ENDED DECEMBER 31, 2009
UNAUDITED

Debt

Outstanding debt obligations of the City at December 31 consisted of:

	Governmental Activities		Business-type Activities		Total	
	2009	2008	2009	2008	2009	2008
Notes payable	\$ 2,755,680	\$ -	\$ 299,000	\$ -	\$ 3,054,680	\$ -
Water rights ETL-2 loan	-	-	782,265	782,265	782,265	782,265
OPWC loans	739,742	795,919	88,733	97,184	828,475	893,103
OWDA loan	-	-	2,033,249	2,161,777	2,033,249	2,161,777
General obligation bonds	5,700,000	6,635,000	21,185,000	22,510,000	26,885,000	29,145,000
Special assessment bonds	165,000	190,000	2,245,000	2,335,000	2,410,000	2,525,000
Leave benefits	3,795,200	3,536,500	606,800	563,900	4,402,000	4,100,400
	<u>\$ 13,155,622</u>	<u>\$ 11,157,419</u>	<u>\$ 27,240,047</u>	<u>\$ 28,450,126</u>	<u>\$ 40,395,669</u>	<u>\$ 39,607,545</u>

As of December 31, 2009, the City had \$ 40,395,669 of total debt outstanding, of which \$ 6,026,607 is due within one year. Total debt outstanding increased by \$ 788,124 in 2009, which new debt was incurred primarily to finance infrastructure projects.

The general obligation bonds outstanding at year-end 2009 include various purposes consisting of road improvements, service garage addition, waterlines and sanitary sewer improvements. Sources for the debt service payments include property tax collections, general revenues of the City, and water and sewer operations, as applicable. The special assessment bonds were for infrastructure improvements, which debt service is repaid from collections from property owners. The City's general obligation bonds and special assessment bonds mature in various increments through 2028. The OWDA loan financed an elevated water storage tank, which debt is repaid from water system revenues. The OPWC loans consist of several zero percent interest loans with twenty year terms, used primarily for road reconstruction which are repaid from the City's capital projects and street funds, and a sewer line reconstruction which is repaid from sanitary sewer system revenues. The water rights ETL-2 loan consists of the cost of water rights, to purchase a specified amount of drinking water, financed over 258 months.

In October 2008, Moody's Investors Service affirmed the City's general obligation long-term rating of A-1 in connection with the issuance of \$ 12,000,000 of general obligation capital improvement and equipment bonds in November 2008. The A-1 rating applied to the general obligation long-term bonded debt outstanding at that date in addition to the new Series 2008 issue. The City has not requested a rating update since 2008.

The State of Ohio statute limits the amount of general obligation debt, including both voted and unvoted debt, but excluding certain exempt debt, that may be issued to 10 ½ % of the total tax valuation of all property within the City. The City's overall debt limitation at December 31, 2009 was \$ 73,900,000 against which \$ 6,977,000 of debt has been issued, leaving significant additional debt capacity within the debt limitation, in the amount of \$ 66,923,000.

For more information about the City's debt, see Note 2, Note 8 and Note 9 of *Notes to the Basic Financial Statements*.

CITY OF NORTH RIDGEVILLE, OHIO
MANAGEMENT'S DISCUSSION AND ANALYSIS
FOR THE YEAR ENDED DECEMBER 31, 2009
UNAUDITED

Economic Factors and Next Year's Budget

As the result of infrastructure improvements in recent years, including upgrade and expansion of the City's wastewater treatment plant and construction of an interceptor trunk sewer to serve the western portion of the City, new housing construction has remained relatively steady in recent years. However, even with the addition of over 200 new homes in 2009, as the result of the current economic recession the City's real property assessed value declined, for the first time in decades, by two percent, which will affect 2009 real estate tax assessments collected in 2010. Prior to this reduction, the value of new construction in the City had more than offset declining market values in this latest economic recession.

While the City continues to use a conservative economic forecast for revenue growth and a zero-based approach to expenditure appropriations for 2009, the economic outlook remains positive, as the economic recovery begin its anticipated slow improvement. A modest increase in revenues from new housing construction is expected in year 2010. Municipal income taxes are anticipated to increase slightly, as result of the continuation of residential and commercial growth within the City. Property taxes collections are expected to remain relatively consistent with the prior year other than an expected increase in tax revenues of approximately \$230,000 in 2010, as the result of a 1.75 mill paramedic replacement passed by the voters in November 2009. The City's management anticipates additional water and sewer rate increases over the next few years to offset the rising cost of operations. Completion of an independently owned sports complex in late 2009 is anticipated to attract restaurants and motels to the southeast quadrant of the City in the near future.

The City agreed with the employee bargaining units to "freeze" the labor contracts for one year, resulting in no wage increases in 2010. Non-contractual wages were also frozen. Other inflationary cost increases are anticipated to be offset in large part by revenue increases.

In May 2010, the voters passed police and fire replacement levies which are expected to generate \$ 450,000 of additional tax collections annually, and a road and bridge replacement levy which is expected to generate \$ 231,000 annually, beginning in 2011. While collections from these levies will not occur until 2011, City management can better plan the use of available economic resources for the remainder of 2010.

Request for Information

This financial report is designed to provide our citizens, taxpayers and creditors with a general overview of the City's finances and show the City's accountability for the money it receives and spends. If you have any questions about this report or need additional financial information, contact the Auditor's Office, City of North Ridgeville, 7307 Avon Belden Road, North Ridgeville, Ohio 44039; telephone (440) 353-0851.

This page intentionally left blank.

CITY OF NORTH RIDGEVILLE, OHIO

STATEMENT OF NET ASSETS

DECEMBER 31, 2009

	Governmental Activities	Business-Type Activities	Total
Assets			
Equity in pooled cash and equivalents	\$ 8,719,967	\$ 13,880,892	\$ 22,600,859
Accounts receivable	463,600	921,700	1,385,300
Due from other governments	1,722,554	489,100	2,211,654
Internal balances	11,350	(11,350)	-
Inventories and supplies	-	209,700	209,700
Prepaid and deferred expenses	55,400	23,600	79,000
Income taxes receivable	5,277,800	-	5,277,800
Taxes receivable - property and other	5,929,600	-	5,929,600
Special assessments receivable	173,200	3,489,800	3,663,000
Claims advance deposit	389,600	-	389,600
Capital assets			
Nondepreciable capital assets	3,451,065	1,369,425	4,820,490
Depreciable capital assets, net	62,059,128	72,108,522	134,167,650
Intangible assets, net	-	1,591,974	1,591,974
Total assets	88,253,264	94,073,363	182,326,627
Liabilities			
Accounts and contracts payable	660,655	314,501	975,156
Accrued salaries, wages and benefits	318,239	71,054	389,293
Accrued interest payable	49,300	91,300	140,600
Claims payable	327,000	-	327,000
Due to other governments	730,496	98,956	829,452
Unearned revenue	5,996,168	-	5,996,168
Long-term liabilities			
Due within one year	4,018,477	2,008,130	6,026,607
Due in more than one year	9,137,145	25,231,917	34,369,062
Total liabilities	21,237,480	27,815,858	49,053,338
Net assets			
Invested in capital assets, net of related debt	56,582,855	51,390,803	107,973,658
Restricted for:			
Debt service	399,154	-	399,154
Capital projects	942,729	-	942,729
Highway and streets	2,289,461	-	2,289,461
Public safety	914,369	-	914,369
Recreation	194,781	-	194,781
Community environment	527,554	-	527,554
Other purposes	309,255	-	309,255
Unrestricted	4,855,626	14,866,702	19,722,328
Total net assets	\$ 67,015,784	\$ 66,257,505	\$ 133,273,289

See accompanying notes to the basic financial statements.

CITY OF NORTH RIDGEVILLE, OHIO
STATEMENT OF ACTIVITIES
FOR THE YEAR ENDED DECEMBER 31, 2009

Functions/Programs	Expenses	Program Revenues		
		Charges for Services and Sales	Operating Grants, Interest and Contributions	Capital Grants and Contributions
Governmental activities:				
Security of persons and property	\$ 10,642,211	\$ 1,261,613	\$ 15,671	\$ -
Public health and welfare	438,424	27,025	31,484	-
Leisure time activities	426,346	195,285	-	58,343
Community environment	1,461,279	608,846	287,224	-
Transportation	6,372,633	-	1,826,867	1,794,731
General government	6,259,737	2,484,044	97,541	17,260
Interest	321,447	-	-	-
Total governmental activities	25,922,077	4,576,813	2,258,787	1,870,334
Business-type activities:				
Water	3,475,600	3,181,204	-	462,352
Sewer	8,393,945	4,619,780	-	1,697,161
Total business-type activities	11,869,545	7,800,984	-	2,159,513
Total	\$ 37,791,622	\$ 12,377,797	\$ 2,258,787	\$ 4,029,847

General revenues
Property taxes levied for:
 General purpose
 Other
Municipal income taxes levied for:
 General purpose
Grants and entitlements not restricted to specific purposes
Investment earnings
Miscellaneous
Total general revenues

Change in net assets

Net assets at beginning of year
Net assets at end of year

See accompanying notes to the basic financial statements.

Net (Expense) Revenue and Changes in Net Assets

<u>Governmental Activities</u>	<u>Business-Type Activities</u>	<u>Total</u>
\$ (9,364,927)	\$ -	\$ (9,364,927)
(379,915)	-	(379,915)
(172,718)	-	(172,718)
(565,209)	-	(565,209)
(2,751,035)	-	(2,751,035)
(3,660,892)	-	(3,660,892)
(321,447)	-	(321,447)
<u>(17,216,143)</u>	<u>-</u>	<u>(17,216,143)</u>
-	167,956	167,956
-	<u>(2,077,004)</u>	<u>(2,077,004)</u>
-	<u>(1,909,048)</u>	<u>(1,909,048)</u>
<u>(17,216,143)</u>	<u>(1,909,048)</u>	<u>(19,125,191)</u>
1,060,234	-	1,060,234
4,194,501	-	4,194,501
7,454,586	-	7,454,586
1,968,859	-	1,968,859
184,515	253,173	437,688
292,622	-	292,622
<u>15,155,317</u>	<u>253,173</u>	<u>15,408,490</u>
(2,060,826)	(1,655,875)	(3,716,701)
<u>69,076,610</u>	<u>67,913,380</u>	<u>136,989,990</u>
<u>\$ 67,015,784</u>	<u>\$ 66,257,505</u>	<u>\$ 133,273,289</u>

CITY OF NORTH RIDGEVILLE, OHIO

BALANCE SHEET -
GOVERNMENTAL FUNDS

DECEMBER 31, 2009

	General	Income Tax	Capital Projects	Other Governmental Funds	Total Governmental Funds
Assets					
Equity in pooled cash and equivalents	\$ 2,755,363	\$ 857,036	\$ 1,029,263	\$ 3,833,003	\$ 8,474,665
Income taxes receivable	-	5,277,800	-	-	5,277,800
Taxes receivable - property and other	1,110,300	-	-	4,819,300	5,929,600
Special assessments receivable	-	-	-	173,200	173,200
Due from other governments	498,455	-	-	1,224,099	1,722,554
Accounts receivable and other	52,300	-	-	411,300	463,600
Interfund receivables	71,211	-	-	-	71,211
Prepaid items	55,400	-	-	-	55,400
Total assets	\$ 4,543,029	\$ 6,134,836	\$ 1,029,263	\$ 10,460,902	\$ 22,168,030
Liabilities and fund balances					
Liabilities					
Accounts and contracts payable	\$ 73,795	\$ 5,591	\$ 79,794	\$ 329,816	\$ 488,996
Accrued wages and benefits	190,169	4,484	-	123,586	318,239
Due to other governments	322,099	6,617	-	401,780	730,496
Interfund payables	-	-	-	71,211	71,211
Deferred revenue	1,591,594	4,645,000	-	6,317,626	12,554,220
Total liabilities	2,177,657	4,661,692	79,794	7,244,019	14,163,162
Fund balances					
Reserved for encumbrances	68,817	6,027	309,918	432,039	816,801
Reserved for prepaid items	55,400	-	-	-	55,400
Unreserved, reported in					
General Fund	2,241,155	-	-	-	2,241,155
Special Revenue Funds	-	1,467,117	-	2,508,130	3,975,247
Debt Service Funds	-	-	-	260,354	260,354
Capital Projects Funds	-	-	639,551	16,360	655,911
Total fund balances	2,365,372	1,473,144	949,469	3,216,883	8,004,868
Total liabilities and fund balances	\$ 4,543,029	\$ 6,134,836	\$ 1,029,263	\$ 10,460,902	\$ 22,168,030

See accompanying notes to the basic financial statements

CITY OF NORTH RIDGEVILLE, OHIO
 RECONCILIATION OF TOTAL GOVERNMENTAL FUND BALANCES
 TO NET ASSETS OF GOVERNMENTAL ACTIVITIES

DECEMBER 31, 2009

Total governmental funds balances		\$	8,004,868
Amount reported for governmental activities in the statement of net assets are different because:			
Capital assets used in governmental activities are not financial resources and therefore not reported in the funds.			65,510,193
Other long-term assets are not available to pay for current period expenditures and therefore are deferred in the funds:			
Property and other local taxes	177,702		
Municipal income tax	4,645,000		
Intergovernmental	1,469,050		
Special assessments	165,000		
Miscellaneous	101,300		
Total	6,558,052		6,558,052
In the statement of activities, interest is accrued on outstanding long-term obligations, whereas in governmental funds, an interest expenditure is reported when due.			(49,300)
Long-term liabilities are not due and payable in the current period and therefore are not reported in the funds:			
Notes payable	(2,755,680)		
Loans payable	(739,742)		
Bonds payable	(5,865,000)		
Compensated absences	(3,795,200)		
	(13,155,622)		(13,155,622)
An internal service fund is used by management to charge the costs of insurance to individual funds. The assets and liabilities of the internal service fund are included in governmental activities in the statement of net assets.			
Net assets			136,243
Internal balances			11,350
Net assets of governmental activities		\$	67,015,784

See accompanying notes to the basic financial statements.

CITY OF NORTH RIDGEVILLE, OHIO

STATEMENT OF REVENUES, EXPENDITURES AND CHANGES IN FUND BALANCES -
GOVERNMENTAL FUNDS

FOR THE YEAR ENDED DECEMBER 31, 2009

	General	Income Tax	Capital Projects	Other Governmental Funds	Total Governmental Funds
Revenues					
Property and other local taxes	\$ 1,073,950	\$ -	\$ -	\$ 4,247,317	\$ 5,321,267
Municipal income taxes	-	7,463,586	-	-	7,463,586
Intergovernmental	1,287,098	-	-	3,073,089	4,360,187
Special assessments	-	-	-	138,119	138,119
Charges for services	-	-	-	2,836,288	2,836,288
Fines, licenses and permits	1,010,797	-	-	92,696	1,103,493
Interest	7,294	45,928	53,300	69,658	176,180
Miscellaneous	573,133	682	-	221,570	795,385
Total revenues	<u>3,952,272</u>	<u>7,510,196</u>	<u>53,300</u>	<u>10,678,737</u>	<u>22,194,505</u>
Expenditures					
Current					
Security of persons and property	5,596,929	-	-	4,602,760	10,199,689
Public health and welfare	364,609	-	-	42,413	407,022
Leisure time activities	242,889	-	-	237,457	480,346
Community environment	1,469,339	-	-	-	1,469,339
Transportation	-	-	-	2,370,534	2,370,534
General government	2,954,682	458,333	-	2,621,735	6,034,750
Capital outlay	-	-	3,434,442	243,018	3,677,460
Debt service					
Principal	-	-	645,328	370,849	1,016,177
Interest and fiscal charges	-	-	253,680	49,567	303,247
Total expenditures	<u>10,628,448</u>	<u>458,333</u>	<u>4,333,450</u>	<u>10,538,333</u>	<u>25,958,564</u>
Excess (deficiency) of revenues over expenditures	<u>(6,676,176)</u>	<u>7,051,863</u>	<u>(4,280,150)</u>	<u>140,404</u>	<u>(3,764,059)</u>
Other financing sources (uses)					
Transfers in	7,480,000	-	1,320,000	-	8,800,000
Transfers out	-	(8,800,000)	-	-	(8,800,000)
Issuance of notes	-	-	2,526,000	229,680	2,755,680
Premium on note issue	-	-	-	4,425	4,425
Total other financing sources (uses)	<u>7,480,000</u>	<u>(8,800,000)</u>	<u>3,846,000</u>	<u>234,105</u>	<u>2,760,105</u>
Net change in fund balances	803,824	(1,748,137)	(434,150)	374,509	(1,003,954)
Fund balances, beginning of year	<u>1,561,548</u>	<u>3,221,281</u>	<u>1,383,619</u>	<u>2,842,374</u>	<u>9,008,822</u>
Fund balances, end of year	<u>\$ 2,365,372</u>	<u>\$ 1,473,144</u>	<u>\$ 949,469</u>	<u>\$ 3,216,883</u>	<u>\$ 8,004,868</u>

See accompanying notes to the basic financial statements.

CITY OF NORTH RIDGEVILLE, OHIO

RECONCILIATION OF THE STATEMENT OF REVENUES, EXPENDITURES AND CHANGES IN
FUND BALANCES OF GOVERNMENTAL FUNDS TO THE STATEMENT OF ACTIVITIES

FOR THE YEAR ENDED DECEMBER 31, 2009

Net change in fund balances - total governmental funds			\$ (1,003,954)
Amounts reported for governmental activities in the statement of activities are different because:			
Governmental funds report capital outlays as expenditures. However in the statement of activities, the cost of those assets is allocated over their useful lives and reported as depreciation expense. This is the amount by which net capital outlay exceeded depreciation expense in the current period.			
	Capital outlay, net	5,658,148	
	Depreciation expense	<u>(4,401,746)</u>	1,256,402
Revenues in the statement of activities that do not provide current financial resources are not reported as revenues in the funds			
	Municipal income tax	(9,000)	
	Property and other local taxes	(73,171)	
	Miscellaneous	21,000	
	Special assessments	(25,000)	
	Intergovernmental	<u>(39,990)</u>	(126,161)
Debt proceeds are an other financing source in the funds, but increase long-term liabilities in the Statement of Net Assets			
			(2,755,680)
Repayment of debt principal is an expenditure in the governmental funds, but the repayment reduces long-term liabilities in the statement of net assets.			
	Loan principal paid	56,177	
	Bond principal paid	<u>960,000</u>	1,016,177
In the statement of activities, interest is accrued on outstanding debt, whereas in governmental funds, an interest expenditure is reported when due.			
			(18,200)
Some expenses reported in the statement of activities do not require the use of current financial resources and therefore are not reported as expenditures in governmental funds.			
	Compensated absences		(258,700)
The internal service fund used by management to charge the costs of insurance to individual funds is not reported in the entity-wide statement of activities. Governmental expenditures and related internal service fund revenues are eliminated. The net revenue (expense) of the internal service fund is allocated among governmental activities.			
	Change in net assets	(218,303)	
	Internal balances	<u>47,593</u>	(170,710)
Change in net assets of governmental activities			<u>\$ (2,060,826)</u>

See accompanying notes to the basic financial statements.

CITY OF NORTH RIDGEVILLE, OHIO

STATEMENT OF REVENUES, EXPENDITURES AND CHANGES IN FUND BALANCES
BUDGET (NON-GAAP BUDGETARY BASIS) AND ACTUAL

FOR THE YEAR ENDED DECEMBER 31, 2009

	General Fund			Variance with Final Budget Positive (Negative)
	Budget Amounts		Actual	
	Original	Final		
Revenues				
Local taxes	\$ 1,109,311	\$ 1,109,311	\$ 1,073,950	\$ (35,361)
Intergovernmental revenue	1,144,026	1,214,776	1,291,337	76,561
Fines, licenses, and permits	999,300	957,300	1,010,497	53,197
Interest	20,000	12,500	12,594	94
Miscellaneous	627,900	777,300	832,633	55,333
Total revenues	<u>3,900,537</u>	<u>4,071,187</u>	<u>4,221,011</u>	<u>149,824</u>
Expenditures				
Current				
Security of persons and property	6,397,995	6,480,054	6,008,673	471,381
Public health and welfare	378,426	379,096	365,721	13,375
Leisure time activities	257,549	258,139	244,086	14,053
Community development	1,636,024	1,590,314	1,479,471	110,843
General government	3,431,683	3,503,368	2,874,887	628,481
Total expenditures	<u>12,101,677</u>	<u>12,210,971</u>	<u>10,972,838</u>	<u>1,238,133</u>
Excess (deficiency) of revenues over expenditures	<u>(8,201,140)</u>	<u>(8,139,784)</u>	<u>(6,751,827)</u>	<u>1,387,957</u>
Other financing sources (uses)				
Transfers-in	6,630,000	7,480,000	7,480,000	-
Advances-in	215,000	215,000	215,000	-
Advances-out	<u>(150,000)</u>	<u>(150,000)</u>	<u>(150,000)</u>	-
Total other financing sources (uses)	<u>6,695,000</u>	<u>7,545,000</u>	<u>7,545,000</u>	-
Excess (deficiency) of revenues over expenditures and other financing sources (uses)	<u>(1,506,140)</u>	<u>(594,784)</u>	<u>793,173</u>	<u>1,387,957</u>
Prior year encumbrances	89,574	89,574	89,574	-
Fund balances, beginning of year	<u>1,728,329</u>	<u>1,728,329</u>	<u>1,728,329</u>	-
Fund balances, end of year	<u>\$ 311,763</u>	<u>\$ 1,223,119</u>	<u>\$ 2,611,076</u>	<u>\$ 1,387,957</u>

See accompanying notes to the basic financial statements.

CITY OF NORTH RIDGEVILLE, OHIO

STATEMENT OF REVENUES, EXPENDITURES AND CHANGES IN FUND BALANCES
BUDGET (NON-GAAP BUDGETARY BASIS) AND ACTUAL

FOR THE YEAR ENDED DECEMBER 31, 2009

	Income Tax Fund			Variance with Final Budget Positive (Negative)
	Budget Amounts		Actual	
	Original	Final		
Revenues				
Local taxes	\$ 7,700,000	\$ 7,400,000	\$ 7,614,912	\$ 214,912
Interest	50,000	50,000	57,613	7,613
Miscellaneous	-	-	2,971	2,971
Total revenues	<u>7,750,000</u>	<u>7,450,000</u>	<u>7,675,496</u>	<u>225,496</u>
Expenditures				
Current				
General government				
Personal services	226,010	226,630	219,334	7,296
Materials and supplies	80,460	80,460	62,874	17,586
Contractual services	17,032	17,032	12,222	4,810
Capital outlay	21,775	21,775	2,110	19,665
Other	269,795	269,795	172,168	97,627
Total expenditures	<u>615,072</u>	<u>615,692</u>	<u>468,708</u>	<u>146,984</u>
Excess (deficiency) of revenues over expenditures	<u>7,134,928</u>	<u>6,834,308</u>	<u>7,206,788</u>	<u>372,480</u>
Other financing sources (uses)				
Transfers-out	<u>(7,800,000)</u>	<u>(8,800,000)</u>	<u>(8,800,000)</u>	<u>-</u>
Total other financing sources (uses)	<u>(7,800,000)</u>	<u>(8,800,000)</u>	<u>(8,800,000)</u>	<u>-</u>
Excess (deficiency) of revenues over expenditures and other financing sources (uses)	<u>(665,072)</u>	<u>(1,965,692)</u>	<u>(1,593,212)</u>	<u>372,480</u>
Prior year encumbrances	5,110	5,110	5,110	-
Fund balances, beginning of year	<u>2,433,321</u>	<u>2,433,321</u>	<u>2,433,321</u>	<u>-</u>
Fund balances, end of year	<u>\$ 1,773,359</u>	<u>\$ 472,739</u>	<u>\$ 845,219</u>	<u>\$ 372,480</u>

See accompanying notes to the basic financial statements.

CITY OF NORTH RIDGEVILLE, OHIO

STATEMENT OF FUND NET ASSETS -
 PROPRIETARY FUNDS

DECEMBER 31, 2009

	Business-Type Activities - Enterprise Funds			Governmental Activities
	Water	Sewer	Total	Internal Service Fund
Assets				
Current assets				
Equity in pooled cash and equivalents	\$ 6,168,190	\$ 7,712,702	\$ 13,880,892	\$ 245,302
Accounts receivable and other	334,400	587,300	921,700	-
Due from other governments	-	489,100	489,100	-
Inventories and supplies	172,200	37,500	209,700	-
Prepaid and deferred expenses	5,500	18,100	23,600	-
Total current assets	6,680,290	8,844,702	15,524,992	245,302
Noncurrent assets				
Nondepreciable capital assets	457,992	911,433	1,369,425	-
Depreciable capital assets, net	17,927,911	54,180,611	72,108,522	-
Intangible assets, net	1,591,974	-	1,591,974	-
Special assessments receivable	-	3,489,800	3,489,800	-
Claims advance deposit	-	-	-	389,600
Total noncurrent assets	19,977,877	58,581,844	78,559,721	389,600
Total assets	26,658,167	67,426,546	94,084,713	634,902
Liabilities				
Current				
Accounts and contracts payable	182,231	132,270	314,501	171,659
Accrued salaries, wages, and benefits	22,970	48,084	71,054	-
Claims payable	-	-	-	327,000
Accrued interest payable	19,200	72,100	91,300	-
Due to other governments	29,708	69,248	98,956	-
Notes payable	110,000	189,000	299,000	-
Loans payable	148,479	8,451	156,930	-
General obligation bonds payable	465,000	915,000	1,380,000	-
Special assessment bonds payable	-	90,000	90,000	-
Accrued leave benefits	27,900	54,300	82,200	-
Total current liabilities	1,005,488	1,578,453	2,583,941	498,659
Long-term liabilities				
Loans payable	2,667,035	80,282	2,747,317	-
General obligation bonds payable	4,445,000	15,360,000	19,805,000	-
Special assessment bonds payable	-	2,155,000	2,155,000	-
Accrued leave benefits	187,900	336,700	524,600	-
Total long-term liabilities	7,299,935	17,931,982	25,231,917	-
Total liabilities	8,305,423	19,510,435	27,815,858	498,659
Net assets				
Invested in capital assets, net of related debt	15,096,492	36,294,311	51,390,803	-
Unrestricted	3,256,252	11,621,800	14,878,052	136,243
Total net assets	\$ 18,352,744	\$ 47,916,111	66,268,855	\$ 136,243

Net assets reported for business-type activities in the statement of net assets are different because they include accumulated underpayments to the internal service fund: (11,350)
 Net assets business type activities \$ 66,257,505

See accompanying notes to the basic financial statements.

CITY OF NORTH RIDGEVILLE, OHIO
STATEMENT OF REVENUES, EXPENSES AND CHANGES IN FUND NET ASSETS -
PROPRIETARY FUNDS

FOR THE YEAR ENDED DECEMBER 31, 2009

	Business-Type Activities - Enterprise Funds			Governmental Activities
	Water	Sewer	Total	Internal Service Fund
Operating revenues				
Charges for services	\$ 3,103,440	\$ 4,590,501	\$ 7,693,941	\$ 2,365,433
Miscellaneous	77,764	29,279	107,043	-
Total operating revenues	<u>3,181,204</u>	<u>4,619,780</u>	<u>7,800,984</u>	<u>2,365,433</u>
Operating expenses				
Personal services	947,180	2,182,653	3,129,833	-
Contractual services	86,210	959,217	1,045,427	-
Supplies and materials	1,431,433	1,383,410	2,814,843	-
Other operating	54,054	1,136,341	1,190,395	2,592,071
Depreciation	543,432	1,819,265	2,362,697	-
Amortization	68,352	-	68,352	-
Total operating expenses	<u>3,130,661</u>	<u>7,480,886</u>	<u>10,611,547</u>	<u>2,592,071</u>
Operating income (loss)	<u>50,543</u>	<u>(2,861,106)</u>	<u>(2,810,563)</u>	<u>(226,638)</u>
Nonoperating revenues (expenses)				
Interest income	99,239	153,934	253,173	8,335
Loss on disposal of capital assets	(15,261)	-	(15,261)	-
Interest and fiscal charges	(316,533)	(878,611)	(1,195,144)	-
Total nonoperating revenues (expenses)	<u>(232,555)</u>	<u>(724,677)</u>	<u>(957,232)</u>	<u>8,335</u>
Income before contributions and transfers	<u>(182,012)</u>	<u>(3,585,783)</u>	<u>(3,767,795)</u>	<u>(218,303)</u>
Capital contributions	<u>462,352</u>	<u>1,697,161</u>	<u>2,159,513</u>	<u>-</u>
	<u>462,352</u>	<u>1,697,161</u>	<u>2,159,513</u>	<u>-</u>
Change in net assets	280,340	(1,888,622)	(1,608,282)	(218,303)
Net assets, beginning of year	<u>18,072,404</u>	<u>49,804,733</u>		<u>354,546</u>
Net assets, end of year	<u>\$ 18,352,744</u>	<u>\$ 47,916,111</u>		<u>\$ 136,243</u>

Some amounts reported for business-type activities in the statement of activities are different because a portion of the net expense of the internal service fund is reported with business-type activities: (47,593)
Change in net assets business type activities \$ (1,655,875)

See accompanying notes to the basic financial statements.

CITY OF NORTH RIDGEVILLE, OHIO

STATEMENT OF CASH FLOWS -
PROPRIETARY FUNDS

FOR THE YEAR ENDED DECEMBER 31, 2009

	Business-Type Activities - Enterprise Funds			Governmental Activities
	Water	Sewer	Total	Internal Service Fund
Cash flows from operating activities:				
Receipts from customers and users	\$ 3,118,840	\$ 4,744,801	\$ 7,863,641	\$ 2,365,433
Cash payments to suppliers for materials and supplies	(1,408,211)	(1,807,276)	(3,215,487)	-
Cash payments for employee services and benefits	(930,424)	(2,143,253)	(3,073,677)	-
Cash payments for contractual services	(77,438)	(1,030,338)	(1,107,776)	(2,625,183)
Other operating revenues	77,764	29,279	107,043	-
Other operating expenses	(55,155)	(1,214,460)	(1,269,615)	-
Net cash provided by (used in) operating activities	<u>725,376</u>	<u>(1,421,247)</u>	<u>(695,871)</u>	<u>(259,750)</u>
Cash flows from capital and related financing activities:				
Acquisition of capital assets	(312,724)	(3,016,158)	(3,328,882)	-
Tap-in fees	133,304	1,186,635	1,319,939	-
Issuance of notes	110,000	189,000	299,000	-
Special assessments	-	168,733	168,733	-
Loan principal paid - OPWC	-	(8,451)	(8,451)	-
Loan principal paid - OWDA	(128,528)	-	(128,528)	-
Bond principal paid	(435,000)	(980,000)	(1,415,000)	-
Interest paid	(325,033)	(887,211)	(1,212,244)	-
Net cash (used in) capital and related financing activities	<u>(957,981)</u>	<u>(3,347,452)</u>	<u>(4,305,433)</u>	<u>-</u>
Cash flows from investing activities:				
Interest	<u>108,439</u>	<u>175,734</u>	<u>284,173</u>	<u>8,335</u>
Net cash provided by investing activities	<u>108,439</u>	<u>175,734</u>	<u>284,173</u>	<u>8,335</u>
Net increase (decrease) in cash and cash equivalents	(124,166)	(4,592,965)	(4,717,131)	(251,415)
Cash and cash equivalents, beginning of year	<u>6,292,356</u>	<u>12,305,667</u>	<u>18,598,023</u>	<u>496,717</u>
Cash and cash equivalents, end of year	<u>\$ 6,168,190</u>	<u>\$ 7,712,702</u>	<u>\$ 13,880,892</u>	<u>\$ 245,302</u>
Noncash transactions:				
Contributions of capital assets from contractors, consisting of infrastructure	<u>\$ 329,048</u>	<u>\$ 303,893</u>	<u>\$ 632,941</u>	<u>\$ -</u>

(Continued)

See accompanying notes to the basic financial statements.

CITY OF NORTH RIDGEVILLE, OHIO

STATEMENT OF CASH FLOWS -
PROPRIETARY FUNDS

FOR THE YEAR ENDED DECEMBER 31, 2009

(Concluded)

	Business-Type Activities - Enterprise Funds			Governmental
				Activities
	Water	Sewer	Total	Internal Service Fund
Reconciliation of operating income to net cash provided by operating activities:				
Operating (loss)	\$ 50,543	\$ (2,861,106)	\$ (2,810,563)	\$ (226,638)
Adjustments:				
Depreciation	543,432	1,819,265	2,362,697	-
Amortization	68,352	-	68,352	-
Changes in net assets (increase) decrease and liabilities increase (decrease)				
Accounts receivable and other	15,400	118,900	134,300	-
Due from other governments	-	35,400	35,400	-
Inventories and supplies	(48,100)	(21,400)	(69,500)	-
Prepaid and deferred expenses	(1,600)	(5,600)	(7,200)	-
Claims advance deposit	-	-	-	(40,800)
Accounts and contracts payable	80,593	(527,706)	(447,113)	15,688
Accrued salaries, wages, and benefits	2,714	6,889	9,603	-
Claims payable	-	-	-	(8,000)
Due to other governments	(1,158)	(13,589)	(14,747)	-
Accrued leave benefits	15,200	27,700	42,900	-
Net cash provided by (used in) operating activities	<u>\$ 725,376</u>	<u>\$ (1,421,247)</u>	<u>\$ (695,871)</u>	<u>\$ (259,750)</u>

See accompanying notes to the basic financial statements.

CITY OF NORTH RIDGEVILLE, OHIO
STATEMENT OF FIDUCIARY ASSETS AND LIABILITIES
DECEMBER 31, 2009

	<u>Agency Funds</u>
Assets	
Equity in pooled cash and equivalents	<u>\$ 730,736</u>
Liabilities	
Accounts and contracts payable	\$ 8,174
Due to others	<u>722,562</u>
Total liabilities	<u>\$ 730,736</u>

See accompanying notes to the basic financial statements.

CITY OF NORTH RIDGEVILLE, OHIO
NOTES TO THE BASIC FINANCIAL STATEMENTS
DECEMBER 31, 2009

NOTE 1 DESCRIPTION OF THE CITY AND REPORTING ENTITY

The City of North Ridgeville, Ohio, was founded in 1810 and became a City in 1960. The North Ridgeville Charter was originally adopted by the voters in October, 1961, in order to secure the benefits of municipal home rule. Under the Ohio Constitution, the City may exercise all powers of local self-government to the extent not in conflict with applicable general laws. The City, under its charter, operates with an elected Council/Mayor form of government. The responsibilities for the major financial functions of the City are divided among the Council, Mayor, Auditor, and Treasurer. The Auditor, who is appointed by Council, is the City's fiscal and chief accounting officer. The Treasurer, Law Director, and other appointed officials are appointed by the Mayor with Council approval. The City's fiscal year corresponds with the calendar year.

A reporting entity is comprised of the primary government, component units and other organizations that are included to insure that the financial statements are not misleading. The primary government of the City consists of all funds, agencies, departments and offices that are not legally separate from the City. The primary government includes the City departments and agencies that provide the following services: police protection, fire fighting and prevention, emergency rescue, street maintenance and repairs, sanitation, building inspection, parks and recreation, water and sewer.

Component units are legally separate organizations for which the City is financially accountable. The City is financially accountable for an organization if the City appoints a voting majority of the organization's governing board and (1) the City is able to significantly influence the programs or services performed or provided by the organization; or (2) the City is legally entitled to or can otherwise access the organization's resources; the City is legally obligated or has otherwise assumed the responsibility to finance the deficits of, or provide financial support to, the organization; or the City is obligated for the debt of the organization. Component units may also include organizations that are fiscally dependent on the City in that the City approves the budget, the issuance of debt or the levying of taxes. The City has no component units.

The City is associated with the Lorain County General Health District, a jointly governed organization, which provides health services to the members of the Health District. The City does not have any financial interest in or responsibility for the Health District. The County Auditor serves as fiscal agent. See Note 17.

The City is a member of the Northeast Ohio Public Energy Council (NOPEC). NOPEC is a regional council of governments formed under Chapter 167 of the Ohio Revised Code. NOPEC was formed to serve as a vehicle for communities wishing to proceed with an aggregation program for the purchase of electricity. See Note 17.

NOTE 2 SUMMARY OF SIGNIFICANT ACCOUNTING POLICIES

The financial statements of the City of North Ridgeville have been prepared in conformity with generally accepted accounting principles (GAAP) as applied to local governmental units. The Governmental Accounting Standards Board (GASB) is the accepted standard-setting body for establishing governmental accounting and financial principles. The City also applies Financial Accounting Standards Board (FASB) Statements and Interpretations issued on or before November 30, 1989, to its business-type activities and to its proprietary funds provided they do not conflict with or contradict GASB pronouncements. The most significant of the City's accounting policies are described below.

CITY OF NORTH RIDGEVILLE, OHIO
NOTES TO THE BASIC FINANCIAL STATEMENTS
DECEMBER 31, 2009

NOTE 2 SUMMARY OF SIGNIFICANT ACCOUNTING POLICIES (continued)

A. BASIS OF PRESENTATION

The City's basic financial statements consist of government-wide statements, including a statement of net assets and a statement of activities, and fund financial statements which provide a more detailed level of financial information.

Government-wide Financial Statements

The statement of net assets and the statement of activities display information about the City as a whole. These statements include the financial activities of the primary government, except for fiduciary funds. The activity of the internal service fund is eliminated to avoid "doubling up" revenues and expenses. The statements distinguish between those activities of the City that are governmental and those that are considered business-type activities.

The statement of net assets presents the financial condition of the governmental and business-type activities of the City at year-end. The statement of activities presents a comparison between direct expenses and program revenues for each program or function of the City's governmental activities and for the business-type activities of the City. Direct expenses are those that are specifically associated with a service, program or department and therefore clearly identifiable to a particular function. Program revenues include charges paid by the recipient of the goods or services offered by the program, grants and contributions that are restricted to meeting the operational or capital requirements of a particular program and interest earned on grants that is required to be used to support a particular program. Revenues which are not classified as program revenues are presented as general revenues of the City, with certain limited exceptions. The comparison of direct expenses with program revenues identifies the extent to which each business segment or governmental function is self-financing or draws from the general revenues of the City.

Fund Financial Statements

During the year, the City segregates transactions related to certain City functions or activities in separate funds in order to aid financial management and to demonstrate legal compliance. Fund financial statements are designed to present financial information of the City at this more detailed level. The focus of governmental and enterprise fund financial statements is on major funds. Each major fund is presented in a separate column. Nonmajor funds are aggregated and presented in a single column. The internal service fund is presented in a single column on the face of the proprietary fund statements. Fiduciary funds are reported by type.

B. FUND ACCOUNTING

The City uses funds to maintain its financial records during the year. A fund is defined as a fiscal and accounting entity with a self balancing set of accounts. There are three categories of funds: governmental, proprietary and fiduciary.

Governmental Funds

Governmental funds are those through which most governmental functions typically are financed. Governmental fund reporting focuses on the sources, uses and balances of current financial resources. Expendable assets are assigned to the various governmental funds according to the purposes for which they may or must be used. Current liabilities are assigned to the fund from which they will be paid. The difference between governmental fund assets and liabilities is reported as fund balance. The following are the City's major governmental funds:

CITY OF NORTH RIDGEVILLE, OHIO
NOTES TO THE BASIC FINANCIAL STATEMENTS
DECEMBER 31, 2009

NOTE 2 SUMMARY OF SIGNIFICANT ACCOUNTING POLICIES (continued)

B. FUND ACCOUNTING (continued)

General Fund - The General Fund accounts for all financial resources except those required to be accounted for in another fund. The General Fund balance is available to the City for any purpose provided it is expended or transferred according to the charter of the City and/or the general laws of Ohio.

Income Tax Fund – The Income Tax Fund accounts for the collection of municipal income taxes for the purpose of general governmental operations and capital improvements.

Capital Projects Fund – The Capital Projects Fund accounts for resources used for the acquisition and construction of major capital assets.

Proprietary Funds

Proprietary fund reporting focuses on changes in net assets, financial position and cash flows. Proprietary funds are classified as either enterprise or internal service.

Enterprise Funds - Enterprise funds may be used to account for any activity for which a fee is charged to external users for goods or services. The following are the City's major enterprise funds:

Water Fund - The Water Fund accounts for the operation of the City's drinking water distribution system.

Sewer Fund - The Sewer Fund accounts for the operation of the City's sanitary sewer collection system and City owned wastewater treatment facility.

Internal Service Funds - Internal service funds account for the financing of services provided by one department or agency to other departments or agencies of the City on a cost-reimbursement basis. The City's Internal Service Fund reports on a self-insurance program for employee medical benefits.

Fiduciary Funds

Fiduciary fund reporting focuses on net assets and changes in net assets. The fiduciary fund category is split into four classifications: pension trust funds, investment trust funds, private-purpose trust funds and agency funds. Trust funds are used to account for assets held by the City under a trust agreement for individuals, private organizations, or other governments and are therefore not available to support the City's own programs. The City has no trust funds. Agency funds are purely custodial in nature (assets equal liabilities) and thus do not involve measurement of results of operations. The City's agency funds account for building permit fees collected on behalf of the State, certain activities of the senior citizens center, mayor court bail bond collections, and deposits from citizens, contractors and developers.

C. MEASUREMENT FOCUS

Government-wide Financial Statements

The government-wide financial statements are prepared using the flow of economic resources measurement focus. All assets and all liabilities associated with the operation of the City are included on the Statement of Net Assets. The Statement of Activities presents increases (i.e. revenues) and decreases (i.e. expenses) in net assets.

CITY OF NORTH RIDGEVILLE, OHIO
NOTES TO THE BASIC FINANCIAL STATEMENTS
DECEMBER 31, 2009

NOTE 2 SUMMARY OF SIGNIFICANT ACCOUNTING POLICIES (continued)

C. MEASUREMENT FOCUS (continued)

Amounts reported as program revenues include: charges to customers for goods, services, or privileges provided; operating grants and contributions; and capital grants and contributions including special assessments. Internally dedicated resources are reported as general revenues rather than program revenues, as are taxes.

Fund Financial Statements

All governmental funds are accounted for using a flow of current financial resources measurement focus. With this measurement focus, only current assets and current liabilities generally are included on the balance sheet. The statement of revenues, expenditures and changes in fund balances reports on the sources (i.e., revenues and other financing sources) and uses (i.e., expenditures and other financing uses) of current financial resources. This approach differs from the manner in which the governmental activities of the government-wide financial statements are prepared. Governmental fund financial statements therefore include a reconciliation with brief explanations to better identify the relationship between the government-wide statements and the statements for governmental funds.

Proprietary funds distinguish operating revenue and expenses from non-operating items. Operating revenue and expenses generally result from providing services and producing and delivering goods in accordance with the proprietary fund's principle on going operations. The principle operating revenue of the City's water fund and sewer fund are charges for services. These funds also recognize fees intended to recover the cost of connecting new customers to the City's water and sewer utility systems as operating revenue. Operating expenses for the enterprise funds include the cost of services, administrative expenses and overhead and depreciation on capital assets. All revenues and expenses not meeting this definition are reported as non-operating revenue and expenses, which for the City includes interest income, gain/loss on disposal of capital assets, and interest and fiscal charges.

As with the government-wide statements, all proprietary funds are accounted for on a flow of economic resources measurement focus. All assets and all liabilities associated with the operation of these funds are included on the statement of net assets. The statement of changes in fund net assets presents increases (i.e., revenues) and decreases (i.e., expenses) in total net assets. The statement of cash flows provides information about how the City finances and meets the cash flow needs of its proprietary activities.

D. BASIS OF ACCOUNTING

Basis of accounting determines when transactions are recorded in the financial records and reported on the financial statements. Government-wide financial statements are prepared using the accrual basis of accounting. Governmental funds use the modified accrual basis of accounting. Proprietary and fiduciary funds also use the accrual basis of accounting. Differences in the accrual and modified accrual basis of accounting arise in the recognition of revenue, the recording of deferred revenue and in the presentation of expenses versus expenditures.

Revenues - Exchange and Non-exchange Transactions

Revenue resulting from exchange transactions, in which each party gives and receives essentially equal value is recorded on the accrual basis when the exchange takes place. On a modified accrual basis, revenue is recorded in the fiscal year in which the resources are measurable and become available. Available means that the resources will be collected within the current fiscal year or are expected to be collected soon enough thereafter to be used to pay liabilities of the current fiscal year. For the City, available means expected to be received within thirty-one days of year-end.

CITY OF NORTH RIDGEVILLE, OHIO
NOTES TO THE BASIC FINANCIAL STATEMENTS
DECEMBER 31, 2009

NOTE 2 SUMMARY OF SIGNIFICANT ACCOUNTING POLICIES (continued)

D. BASIS OF ACCOUNTING (continued)

Nonexchange transactions, in which the City receives value without directly giving equal value in return, include income taxes, property taxes, grants, entitlements and donations. On an accrual basis, revenue from income taxes is recognized in the period in which the income is earned. Revenue from property taxes is recognized in the year for which the taxes are levied. Revenue from grants, entitlements and donations is recognized in the year in which all eligibility requirements have been satisfied. Eligibility requirements include timing requirements, which specify the year when the resources are required to be used or the year when use is first permitted, matching requirements, in which the City must provide local resources to be used for a specified purpose, and expenditure requirements, in which the resources are provided to the City on a reimbursement basis. On a modified accrual basis, revenue from nonexchange transactions must also be available before it can be recognized.

Under the modified accrual basis, the following revenue sources are considered to be both measurable and available at year-end: income tax, state-levied locally shared taxes including gasoline tax, fines and forfeitures, interest, grants, fees and rentals.

Deferred Revenue

Deferred revenue arises when assets are recognized before revenue recognition criteria have been satisfied.

Property taxes for which there is an enforceable legal claim as of December 31, 2009, but which were levied to finance subsequent year operations, have been recorded as deferred revenue. Special assessments not received within the available period, and grants and entitlements received before the eligibility requirements are met are also recorded as deferred revenue.

On governmental fund financial statements, receivables that will not be collected within the available period have also been reported as deferred revenue.

Expenses/Expenditures

On the accrual basis of accounting, expenses are recognized at the time they are incurred.

The measurement focus of governmental fund accounting is on decreases in net financial resources (expenditures) rather than expenses. Expenditures are generally recognized in the accounting period in which the related fund liability is incurred, if measurable. Allocations of cost, such as depreciation and amortization, are not recognized in governmental funds.

E. BUDGETARY PROCESS

All funds, except agency funds, are legally required to be budgeted and appropriated. The major documents prepared are the tax budget, the certificate of estimated resources, and the appropriations ordinance, all of which are prepared on the budgetary basis of accounting. The tax budget demonstrates a need for existing or increased tax rates. The certificate of estimated resources establishes a limit on the amount Council may appropriate. The appropriations ordinance is Council's authorization to spend resources and sets annual limits on expenditures plus encumbrances at the level of control selected by Council. The legal level of control has been established by Council by fund and within each fund by department at major object level, which includes personal services, other expenditures and transfers. Budgetary modifications may only be made by ordinance of the City Council.

CITY OF NORTH RIDGEVILLE, OHIO
NOTES TO THE BASIC FINANCIAL STATEMENTS
DECEMBER 31, 2009

NOTE 2 SUMMARY OF SIGNIFICANT ACCOUNTING POLICIES (continued)

E. BUDGETARY PROCESS (continued)

The certificate of estimated resources may be amended during the year if projected increases or decreases in revenue are identified. The amounts reported as the original budgeted amounts on the budgetary statements reflect the amounts on the certificate of estimated resources when the original appropriations were adopted. The amounts reported as the final budgeted amounts on the budgetary statements reflect the amounts on the amended certificate of estimated resources in effect at the time the final appropriations were enacted by Council.

The appropriations ordinance is subject to amendment throughout the year with the restriction that appropriations cannot exceed estimated resources. The amounts reported as the original budgeted amounts reflect the first appropriation ordinance for that fund that covered the entire year, including amounts automatically carried forward from prior years. The amounts reported as the final budgeted amounts represent the final appropriations amounts passed by Council during the year.

F. CASH AND CASH EQUIVALENTS

The City pools its cash for investment and administration purposes. Deposit and investment procedures are restricted by the provisions of the Ohio Revised Code. For purposes of the statement of cash flows, the City considers all highly liquid debt instruments purchased with a maturity of three months or less to be cash equivalents.

G. INVESTMENTS

Nonparticipating interest-earning investment contracts are stated at cost. Money market investments and participating interest earning investment contracts with a remaining maturity of one year or less at time of purchase are stated at amortized cost. All other investments are stated at fair value.

During the year, the City invested funds in the State Treasury Assets Reserve (STAR Ohio). STAR Ohio is an investment pool managed by the State Treasurer's Office which allows governments within Ohio to pool their funds for investment purposes. STAR Ohio is not registered with the SEC as an investment company, but does operate in a manner consistent with Rule 2a7 of The Investment Company Act of 1940. Investments in STAR Ohio are valued at STAR Ohio's share price which is the price the investment could be sold for on December 31, 2009.

H. INVENTORIES

Inventories are valued at the lower of cost (first-in, first-out) or market. The costs of inventory items are recognized as expenses when used in the enterprise funds. Inventories consist of parts and supplies.

I. PREPAID AND DEFERRED EXPENSES

Payments made to vendors for services that will benefit periods beyond the current year-end are recorded as prepaid items. A portion of the relevant funds' balances equal to the prepaid items has been reserved to indicate that it is not available for appropriation.

J. CAPITAL ASSETS

General capital assets are those assets not specifically related to activities reported in the proprietary funds. These assets generally result from expenditures in the governmental funds. These assets are reported in the governmental activities column of the government-wide statement of net assets but are not reported in the fund financial statements. Capital assets utilized by the proprietary funds are reported both in the business-type activities column of the government-wide statement of net assets and in the respective funds.

Capital assets are recorded at cost or estimated historical cost and updated for additions and retirements during the year. Donated capital assets are recorded at their fair market values as of the date received. The City maintains a capitalization threshold of twenty-five hundred dollars. The City's

CITY OF NORTH RIDGEVILLE, OHIO
 NOTES TO THE BASIC FINANCIAL STATEMENTS
 DECEMBER 31, 2009

NOTE 2 SUMMARY OF SIGNIFICANT ACCOUNTING POLICIES (continued)

J. CAPITAL ASSETS (continued)

infrastructure consists of streets, bridges, culverts, curbs, sidewalks, storm sewers, and water and sanitary sewer systems. Improvements are capitalized, whereas the costs of normal maintenance and repairs that do not add to the value of the asset or materially extend an asset's life are not.

All reported capital assets are depreciated except for land and construction in progress. Improvements are depreciated over the remaining useful lives of the related capital assets. Useful lives for infrastructure were estimated based on the City's historical records of necessary improvements and replacement. Depreciation is computed using the straight-line method over the following useful lives:

Description	Estimated Lives
Buildings and improvements	30 to 50 years
Infrastructure	15 to 50 years
Machinery and equipment	3 to 10 years

K. INTERFUND BALANCES

On fund financial statements, outstanding interfund loans and unpaid amounts for interfund services are reported as "interfund receivables/payables". Interfund loans which do not represent available expendable resources are offset by a fund balance reserve account. Interfund balance amounts are eliminated in the statement of net assets, except for any net residual amounts due between governmental and business-type activities, which are presented as internal balances. Long-term interfund loans are offset by a fund balance reserve account which indicates that they do not constitute available expendable financial resources, even though it is a component of net current assets.

L. UNPAID COMPENSATED ABSENCES

Vacation benefits are accrued as a liability as the benefits are earned if the employee's rights to receive compensation are attributable to services already rendered and it is probable that the employer will compensate the employees for the benefits through paid time off or some other means. Sick leave benefits are accrued as a liability using the vesting method. The liability is based on an estimate of the amount of accumulated sick leave that will be paid as a termination benefit.

M. ACCRUED LIABILITIES AND LONG-TERM LIABILITIES

All payables, accrued liabilities and long-term obligations are reported in the government-wide financial statements. All payables, accrued liabilities and long-term obligations payable from proprietary funds are reported on the proprietary fund financial statements.

Generally, governmental fund payables and accrued liabilities that, once incurred, are paid in a timely manner and in full from current financial resources are reported as obligations of the funds. However, claims and judgments, compensated absences and contractually required pension contributions that will be paid from governmental funds are reported as a liability in the fund financial statements only to the extent that they are due for payment during the current year. Bonds, capital leases and long-term loans are recognized as a liability on the governmental fund financial statements when due.

N. FUND BALANCE RESERVES

The City reserves those portions of fund balance which are legally segregated for a specific future use or which do not represent expendable resources and therefore are not available for appropriation or expenditure. Accordingly, encumbrances, inventories, accounts and notes receivable, and prepaid items are recorded as a reservation of fund balance, as applicable.

CITY OF NORTH RIDGEVILLE, OHIO
NOTES TO THE BASIC FINANCIAL STATEMENTS
DECEMBER 31, 2009

NOTE 2 SUMMARY OF SIGNIFICANT ACCOUNTING POLICIES (continued)

O. NET ASSETS

Net assets represent the difference between assets and liabilities. Net assets invested in capital assets, net of related debt consists of capital assets, net of accumulated depreciation, reduced by the outstanding balances of any borrowing used for the acquisition, construction or improvement of those assets. Net assets are reported as restricted when there are limitations imposed on their use either through the enabling legislation adopted by the City or through external restrictions imposed by creditors, grantors or laws or regulations of other governments.

The City applies restricted resources when an expense is incurred for purposes for which both restricted and unrestricted net assets are available.

P. OPERATING REVENUES AND EXPENSES

Operating revenues are those revenues that are generated directly from the primary activity of the proprietary funds. For the City, these revenues are charges for services primarily for water and sanitary sewer services and self-insurance program. Operating expenses are necessary costs incurred to provide the goods or service that is the primary activity of the fund. All revenues and expenses not meeting this definition are reported as nonoperating.

Q. CONTRIBUTIONS OF CAPITAL

Contributions of capital in proprietary fund financial statements arise from outside contributions of capital assets (primarily related to housing developments), tap-in fees to the extent they exceed the cost of the connection to the system, or from grants or outside contributions of resources restricted to capital acquisition and construction.

R. INTERFUND ACTIVITY

Transfers between governmental and business-type activities on the government-wide statements are reported in the same manner as general revenues. Transfers between governmental activities are eliminated on the government-wide financial statements. Internal allocations of overhead expenses from one function to another or within the same function are eliminated on the Statement of Activities. Interfund payments for services provided and used are not eliminated.

Exchange transactions between funds are reported as revenues in the seller funds and as expenditures/expenses in the purchaser funds. Flows of cash or goods from one fund to another without a requirement for repayment are reported as interfund transfers. Interfund transfers are reported as other financing sources/uses in governmental funds and after nonoperating revenues/expenses in proprietary funds. Repayments from funds responsible for particular expenditures/expenses to the funds that initially paid for them are presented on the financial statements.

S. EXTRAORDINARY AND SPECIAL ITEMS

Extraordinary items are transactions or events that are both unusual in nature and infrequent in occurrence. Special items are transactions or events that are within the control of the City Administration and that are either unusual in nature or infrequent in occurrence. Neither type of transaction occurred during the current year.

T. USE OF ESTIMATES

The preparation of the financial statements in conformity with generally accepted accounting principles requires management to make estimates and assumptions that affect the amounts reported in the financial statements and accompanying notes. Actual results may differ from those estimates.

CITY OF NORTH RIDGEVILLE, OHIO
 NOTES TO THE BASIC FINANCIAL STATEMENTS
 DECEMBER 31, 2009

NOTE 3 COMPLIANCE AND ACCOUNTABILITY

Not apparent in the basic financial statements are the following deficit fund balances:

Special Revenue Funds	
Police Levy	\$ 89,463
Police Pension	\$ 62,059
Fire Levy	\$ 129,003
Fire Pension	\$ 25,025

These deficits result from reflecting expenditures in accordance with the modified accrual basis of accounting, which are larger than amounts recognized on the budget basis. The City, in accordance with its budget basis, will appropriate such expenditures from resources of the subsequent year.

NOTE 4 BUDGETARY BASIS OF ACCOUNTING

While the City is reporting financial position, results of operations, and changes in fund balances on the basis of generally accepted accounting principles (GAAP), the budgetary basis as provided by law is based upon accounting for certain transactions on a basis of cash receipts, disbursements and encumbrances. The "Statement of Revenues, Expenditures, and Changes in Fund Balance – Budget (Non-GAAP Basis) and Actual" is presented on the budgetary basis to provide a meaningful comparison of actual results with the budget. The major differences between the budget basis and the GAAP basis are that:

Revenues are recorded when received (budget basis) rather than when susceptible to accrual (GAAP basis).

Expenditures are recorded when paid or encumbered (budget basis) rather than when the liability is incurred (GAAP basis).

Proceeds from and principle payments on short-term note obligations are reported on the operating statement (budget basis) rather than balance sheet transactions (GAAP basis).

The following table summarizes the adjustments necessary to reconcile the GAAP basis statements to the budgetary basis statements for the General Fund and the Income Tax Fund.

Net Change in Fund Balance		
	General Fund	Income Tax Fund
Budget basis	\$ 793,173	\$ (1,593,212)
Adjustments, increase (decrease)		
Revenue accruals	(483,739)	(165,300)
Expenditure accruals	494,390	10,375
GAAP basis, as reported	\$ 803,824	\$ (1,748,137)

CITY OF NORTH RIDGEVILLE, OHIO
NOTES TO THE BASIC FINANCIAL STATEMENTS
DECEMBER 31, 2009

NOTE 5 POOLED CASH AND EQUIVALENTS, DEPOSITS AND INVESTMENTS

A. LEGAL REQUIREMENTS

State statutes classify monies held by the City into three categories.

Active deposits are public deposits necessary to meet current demands on the treasury. Such monies must be maintained either as cash in the City Treasury, in commercial accounts payable or withdrawable on demand, including negotiable order of withdrawal (NOW) accounts, or in money market deposit accounts.

Inactive deposits are public deposits the City has identified as not required for use within the current five year period of designation of depositories. Inactive deposits must either be evidenced by certificates of deposit maturing not later than the end of the current period of designation of depositories, or by savings or deposit accounts including, but not limited to, passbook accounts.

Interim monies are those monies which are not needed for immediate use but which will be needed before the end of the current period of designation of depositories. Interim deposits must be evidenced by time certificates of deposit maturing not more than one year from the date of deposit, or by savings or deposit accounts, including passbook accounts.

Protection of the City's deposits is provided by the Federal Deposit Insurance Corporation (FDIC), by eligible securities pledged by the financial institution as security for repayment, by surety company bonds deposited with the Treasurer by the financial institution, or by a single collateral pool established by the financial institution to secure the repayment of all public monies deposited with the institution.

Interim monies may be invested in the following securities:

1. United States Treasury bills, bonds, notes, or any other obligation or security issued by the United States Treasury, or any other obligation guaranteed as to principal and interest by the United States;
2. Bonds, notes, debentures, or any other obligation or security issued by any federal government agency or instrumentality including, but not limited to, the Federal National Mortgage Association, Federal Home Loan Bank, Federal Farm Credit Bank, Federal Home Loan Mortgage Corporation, Government National Mortgage Association, and Student Loan Marketing Association. All federal agency securities shall be direct issuances of federal government agencies or instrumentalities;
3. Written repurchase agreements in the securities listed above provided that the market value of the securities subject to the repurchase agreement must exceed the principal value of the agreement by at least 2 percent and be marked to market daily, and the term of the agreement must not exceed thirty days;
4. Bonds and other obligations of the State of Ohio;
5. No-load money market mutual funds consisting exclusively of obligations described in division (1) or (2) and repurchase agreements secured by such obligations, provided that investments in securities described in this division are made only through eligible institutions;
6. The State Treasurer's investment pool (STAROhio).

CITY OF NORTH RIDGEVILLE, OHIO
 NOTES TO THE BASIC FINANCIAL STATEMENTS
 DECEMBER 31, 2009

NOTE 5 DEPOSITS AND INVESTMENTS (continued)

A. LEGAL REQUIREMENTS (continued)

Investments in stripped principal or interest obligations, reverse repurchase agreements, and derivatives are prohibited. The issuance of taxable notes for the purpose of arbitrage, the use of leverage, and short selling are also prohibited. An investment must mature within five years from the date of purchase, unless matched to a specific obligation or debt of the City, and must be purchased with the expectation that it will be held to maturity.

Investments may only be made through specified dealers and institutions. Payment for investments may be made only upon delivery of the securities representing the investments to the treasurer or qualified trustee or, if the securities are not represented by a certificate, upon receipt of confirmation of transfer from the custodian.

B. DEPOSITS AND CASH ON HAND

Custodial credit risk is the risk that, in the event of a bank failure, the City's deposits may not be returned. The City does not have a deposit policy for custodial credit risk. At fiscal year-end, the carrying amount of the City's deposits was \$ 20,169,982 and the bank balance was \$ 21,189,485. Of the bank balance, \$ 8,755,986 was covered by federal depository insurance and \$ 12,433,499 by collateral held by third party trustees in accordance with the Ohio Revised Code, in collateral pools securing all public funds on deposit with specific depository institutions, which amount is considered uncollateralized as defined by the Government Accounting Standards Board.

Cash on hand at December 31, 2009 amounted to \$ 2,625.

C. INVESTMENTS

For an investment, custodial credit risk is the risk that, in the event of the failure of the counterparty, the City will not be able to recover the value of its investments or collateral securities that are in the possession of an outside party. As of December 31, 2009, the City had the following investments:

	Maturities	Fair Value
State Treasurer's investment pool	n/a	\$ 3,158,988

D. INTEREST RATE RISK

The Ohio Revised Code generally limits security purchases to those that mature within five years of the settlement date.

E. CREDIT RISK

The City follows the Ohio Revised Code that limits its investment choices, as discussed in Note 5 A. above. As of December 31, 2009, the City's investments in StarOhio were rated AAA by Standard & Poor's.

F. CONCENTRATION OF CREDIT RISK

The City places no limit on the amount that may be invested in any one issuer.

CITY OF NORTH RIDGEVILLE, OHIO
NOTES TO THE BASIC FINANCIAL STATEMENTS
DECEMBER 31, 2009

NOTE 6 RECEIVABLES

Receivables at December 31, 2009, consisted primarily of municipal income taxes, property and other taxes, intergovernmental receivables arising from entitlements, shared revenues, special assessments, accrued interest on investments, and accounts (billings for utility service).

No allowances for doubtful accounts have been recorded because uncollectible amounts are expected to be insignificant.

Special assessments expected to be collected in more than one year amount to \$ 173,200 in the Special Assessment Bond Retirement Fund and \$ 3,489,800 in the Sewer Fund.

A. PROPERTY TAXES

Property taxes include amounts levied against all real, public utility, and tangible personal property located in the City. Property tax revenue received during 2009 for real and public utility property taxes represents collections of the 2008 taxes. Property tax payments received during 2009 for tangible personal property (other than public utility property) is for 2009 taxes.

2009 real property taxes are levied after October 1, 2009, on the assessed value as of January 1, 2009, the lien date. Assessed values are established by State law at 35 percent of appraised market value. 2009 real property taxes are collected in and intended to finance 2009.

Public utility tangible personal property currently is assessed at varying percentages of true value; public utility real property is assessed at 35 percent of true value. 2009 public utility property taxes became a lien December 31, 2008, are levied after October 1, 2009, and are collected in 2009 with real property taxes.

The full tax rate for all City operations for the collection year ended December 31, 2009 was \$ 11.71 per \$1,000 of assessed value. The assessed values of real and tangible personal property upon which 2009 property tax receipts were based are as follows:

	2009
Property valuation consisted of:	<u>Collection Year</u>
Real property	\$ 711,641,722
Public utility property	9,364,430
Tangible personal property	<u>591,014</u>
Total valuation	<u>\$ 721,597,166</u>

CITY OF NORTH RIDGEVILLE, OHIO
NOTES TO THE BASIC FINANCIAL STATEMENTS
DECEMBER 31, 2009

NOTE 6 RECEIVABLES (continued)

A. PROPERTY TAXES (continued)

Real property taxes are payable annually or semi-annually. If paid annually, the payment is due December 31; if paid semi-annually, the first payment is due December 31 with the remainder payable by June 20. Under certain circumstances, State statute permits later payment dates to be established.

Tangible personal property taxes paid by multi-county taxpayers are due September 20. Single county taxpayers may pay annually or semi-annually. If paid annually, payment is due April 30; if paid semi-annually, the first payment is due April 30 with the remainder payable by September 20.

The County Treasurer collects property taxes on behalf of all taxing districts in the county, including the City of North Ridgeville. The County Auditor periodically remits to the City its portion of the taxes collected. Property taxes receivable represents real and tangible personal property taxes, public utility taxes and outstanding delinquencies which are measurable as of December 31, 2009 and for which there is an enforceable legal claim. In the General Fund, Street Levy, Police Levy, Police Pension, Fire Levy, Fire Pension, and Paramedic Levy (Special Revenue) Funds and General Obligation Bond Retirement (Debt Service) Fund, the entire receivable has been offset by deferred revenue since the current taxes were not levied to finance 2009 operations and the collection of delinquent taxes during the available period is not subject to reasonable estimation. On a full accrual basis, delinquent property taxes have been recorded as revenue while the remainder of the receivable is deferred.

B. INCOME TAXES

The City levies an income tax of 1% on substantially all income earned within the City. In addition, residents are required to pay City income tax on income earned outside the City with a certain credit for income taxes paid to other municipalities. This tax is collected and administered by the City. Employers within the City are required to withhold income tax on employee compensation and remit at least quarterly. Corporations and other individual taxpayers are also required to pay their estimated taxes at least quarterly and file a final return annually. At December 31, 2009 the Income Tax Fund balance amounted to \$ 1,473,144.

C. DUE FROM OTHER GOVERNMENTS

A summary of the principal items due from other governments follows:

	Amount
Governmental Activities	
Local government assistance	\$ 344,900
Gasoline tax	600,000
Permissive tax	210,000
Homestead and rollback	319,250
Estate tax	62,600
Commercial activities tax	133,200
CDBG	5,913
Title III Grant	4,510
Issue II	16,360
Miscellaneous	25,821
Total governmental activities	1,722,554
Business-type Activities	
Sanitary sewer charges	489,100
Total business-type activities	489,100
Total	\$ 2,211,654

CITY OF NORTH RIDGEVILLE, OHIO
NOTES TO THE BASIC FINANCIAL STATEMENTS
DECEMBER 31, 2009

NOTE 7 CAPITAL AND INTANGIBLE ASSETS

A summary of changes in capital assets during 2009 follows:

	Balance January 1	Additions	Disposals	Balance December 31
<u>Governmental activities</u>				
Capital assets, not being depreciated				
Land	\$ 914,309	\$ 300,000	\$ -	\$ 1,214,309
Construction in progress	496,260	3,086,719	1,346,223	2,236,756
Total capital assets, not being depreciated	<u>1,410,569</u>	<u>3,386,719</u>	<u>1,346,223</u>	<u>3,451,065</u>
Capital assets, being depreciated				
Buildings and improvements	4,719,709	-	-	4,719,709
Equipment and vehicles	8,625,348	534,959	137,929	9,022,378
Infrastructure	88,229,661	3,111,256	35,156	91,305,761
Total capital assets, being depreciated	<u>101,574,718</u>	<u>3,646,215</u>	<u>173,085</u>	<u>105,047,848</u>
Less accumulated depreciation				
Buildings and improvements	1,728,493	98,232	-	1,826,725
Equipment and vehicles	5,528,018	599,632	121,243	6,006,407
Infrastructure	31,474,985	3,703,882	23,279	35,155,588
Total accumulated depreciation	<u>38,731,496</u>	<u>4,401,746</u>	<u>144,522</u>	<u>42,988,720</u>
Total capital assets, being depreciated, net	<u>62,843,222</u>	<u>(755,531)</u>	<u>28,563</u>	<u>62,059,128</u>
Total governmental capital assets, net	<u>\$ 64,253,791</u>	<u>\$ 2,631,188</u>	<u>\$ 1,374,786</u>	<u>\$ 65,510,193</u>
<u>Business-type activities</u>				
Capital assets, not being depreciated				
Land	\$ 786,184	\$ -	\$ -	\$ 786,184
Construction in progress	1,765,294	2,694,514	3,876,567	583,241
Total capital assets, not being depreciated	<u>2,551,478</u>	<u>2,694,514</u>	<u>3,876,567</u>	<u>1,369,425</u>
Capital assets, being depreciated				
Buildings and improvements	445,127	268,856	-	713,983
Equipment and vehicles	11,638,554	944,103	16,515	12,566,142
Infrastructure	82,228,502	3,930,917	31,309	86,128,110
Total capital assets, being depreciated	<u>94,312,183</u>	<u>5,143,876</u>	<u>47,824</u>	<u>99,408,235</u>
Less accumulated depreciation				
Buildings and improvements	178,349	16,203	-	194,552
Equipment and vehicles	3,468,693	623,707	16,515	4,075,885
Infrastructure	21,322,537	1,722,787	16,048	23,029,276
Total accumulated depreciation	<u>24,969,579</u>	<u>2,362,697</u>	<u>32,563</u>	<u>27,299,713</u>
Total capital assets, being depreciated, net	<u>69,342,604</u>	<u>2,781,179</u>	<u>15,261</u>	<u>72,108,522</u>
Total business-type capital assets, net	<u>\$ 71,894,082</u>	<u>\$ 5,475,693</u>	<u>\$ 3,891,828</u>	<u>\$ 73,477,947</u>

CITY OF NORTH RIDGEVILLE, OHIO
NOTES TO THE BASIC FINANCIAL STATEMENTS
DECEMBER 31, 2009

NOTE 7 CAPITAL AND INTANGIBLE ASSETS (continued)

Depreciation expense was charged to governmental functions as follows:

Security of persons and property	\$	315,546
Public health and welfare		28,229
Leisure time activities		34,374
Transportation		3,931,514
General government		92,083
		\$ 4,401,746

Intangible assets at December 31, 2009 consisted of:

	Balance January 1	Additions	Disposals	Balance December 31
<u>Business-type activities</u>				
Intangible assets				
Waterway rights	\$ 2,363,474	\$ -	\$ -	\$ 2,363,474
Less accumulated amortization	703,148	68,352	-	771,500
Total intangible assets, net	\$ 1,660,326	\$ (68,352)	\$ -	\$ 1,591,974

The City entered into agreements in 1993 and 2008 for the right to purchase specified amounts of drinking water. The cost of these water rights is amortized ratably on a straight line basis over 30 -50 years.

NOTE 8 NOTES PAYABLE

Notes payable during the year consisted of the following general obligation bond anticipation notes:

	Balance 12/31/08	Additions	Repayments	Balance 12/31/09
<u>Governmental activities</u>				
<u>Capital Improvements</u>				
2009, 2.00% various purpose	\$ -	\$ 1,451,000	\$ -	\$ 1,451,000
2009, 2.88% equipment acquisition	-	275,000	-	275,000
2009, 2.50% street improvements	-	500,000	-	500,000
2009, 2.50% real estate acquisition	-	300,000	-	300,000
 <u>Business-type activities</u>				
<u>Water</u>				
2009, 2.00% various purpose	-	110,000	-	110,000
<u>Sewer</u>				
2009, 2.00% various purpose	-	189,000	-	189,000
	\$ -	\$ 2,825,000	\$ -	\$ 2,825,000

The various purpose bond anticipation notes issued in 2009 in the amount of \$ 1,750,000 consisted of street improvements - \$ 1,451,000, waterline improvements - \$ 110,000, and sewerline improvements - \$ 189,000.

Although the above notes are due within one year, they are intended to be refinanced and are classified as long-term.

CITY OF NORTH RIDGEVILLE, OHIO
NOTES TO THE BASIC FINANCIAL STATEMENTS
DECEMBER 31, 2009

NOTE 9 LONG-TERM DEBT

The original issue date, interest rate, original issue amount and date of maturity of each of the City's bonds, loans and notes follow:

<u>Debt Issue</u>	<u>Original Issue Date</u>	<u>Maturity Date</u>	<u>Interest Rate</u>	<u>Original Issue Amount</u>
<u>Governmental activities</u>				
General obligation bonds				
Various purpose	2001	2011	3.85 - 4.90%	\$ 1,620,000
Refunding	2003	2013	3.25 - 4.00%	1,532,000
Various purpose	2006	2026	4.00 - 5.00%	2,516,000
Land acquisition	2008	2013	3.00 - 5.30%	135,000
Equipment acquisition	2008	2018	3.00 - 5.30%	450,000
Various purpose	2008	2023	3.00 - 5.30%	1,940,000
Various purpose	2008	2028	3.00 - 5.30%	1,380,000
Special assessment bonds				
Refunding	2003	2015	3.25 - 4.00%	333,000
Bond anticipation note	2009	2010	2.00%	1,451,000
Bond anticipation note	2009	2010	2.88%	275,000
Bond anticipation note	2009	2010	2.50%	500,000
Bond anticipation note	2009	2010	2.50%	300,000
Ohio Public Works loan	1999	2019	0.00%	143,604
Ohio Public Works loan	2000	2020	0.00%	160,029
Ohio Public Works loan	2000	2020	0.00%	176,121
Ohio Public Works loan	2001	2021	0.00%	69,587
Ohio Public Works loan	2002	2024	0.00%	123,377
Ohio Public Works loan	2003	2023	0.00%	112,684
Ohio Public Works loan	2007	2027	0.00%	115,200
Ohio Public Works loan	2007	2027	0.00%	172,943
Ohio Public Works loan	2008	2028	0.00%	50,000
Loan payable - County engineer	2009	2019	0.00%	229,680
<u>Business-type activities</u>				
General obligation bonds				
Sanitary sewer	2001	2021	3.85 - 4.90%	6,180,000
Refunding - sewer	2003	2013	3.25 - 4.00%	2,165,000
Refunding - water	2003	2013	3.25 - 4.00%	1,260,000
Various purpose	2006	2026	4.00 - 5.00%	8,800,682
Water system	2008	2018	3.00 - 5.30%	3,500,000
Water system	2008	2028	3.00 - 5.30%	1,225,000
Sewerlines	2008	2028	3.00 - 5.30%	3,370,000
Special assessment bonds				
Bond anticipation note	2009	2010	2.00%	110,000
Bond anticipation note	2009	2010	2.00%	189,000
Ohio Public Works loan	2000	2020	0.00%	169,017
Ohio Water Development				
Authority loan	2002	2022	4.14%	2,831,547
Water rights ETL-2 loan	2008	2030	3.79%	782,265

CITY OF NORTH RIDGEVILLE, OHIO
NOTES TO THE BASIC FINANCIAL STATEMENTS
DECEMBER 31, 2009

NOTE 9 LONG-TERM DEBT (continued)

Changes in the City's long-term obligations during 2009 were as follows:

	Outstanding 12/31/08	Additions	Reductions	Outstanding 12/31/09	Due In One Year
<u>Governmental activities</u>					
General obligation bonds					
Various purpose (2001)					
Varying % through 2021	\$ 325,000	\$ -	\$ 210,000	\$ 115,000	\$ 55,000
Various purpose (2003)					
Varying % through 2013	590,000	-	150,000	440,000	160,000
Various purpose (2006)					
Varying % through 2026	1,815,000	-	375,000	1,440,000	325,000
Land acquisition (2008)					
Varying % through 2013	135,000	-	25,000	110,000	25,000
Equipment acquisition (2008)					
Varying % through 2018	450,000	-	35,000	415,000	40,000
Various purpose (2008)					
Varying % through 2023	1,940,000	-	95,000	1,845,000	100,000
Various purpose (2008)					
Varying % through 2028	1,380,000	-	45,000	1,335,000	45,000
Total general obligation bonds	<u>6,635,000</u>	<u>-</u>	<u>935,000</u>	<u>5,700,000</u>	<u>750,000</u>
Special assessment bonds					
with governmental commitment					
Improvements (2003)					
Varying % through 2015	190,000		25,000	165,000	25,000
	<u>190,000</u>	<u>-</u>	<u>25,000</u>	<u>165,000</u>	<u>25,000</u>
Notes payable	-	2,526,000	-	2,526,000	2,526,000
OPWC loans	795,919	-	56,177	739,742	56,177
Loan payable	-	229,680	-	229,680	-
Accrued leave benefits	3,536,500	880,000	621,300	3,795,200	661,300
Total governmental activities	<u>\$ 11,157,419</u>	<u>\$ 3,635,680</u>	<u>\$ 1,637,477</u>	<u>\$ 13,155,622</u>	<u>\$ 4,018,477</u>

CITY OF NORTH RIDGEVILLE, OHIO
NOTES TO THE BASIC FINANCIAL STATEMENTS
DECEMBER 31, 2009

NOTE 9 LONG-TERM DEBT (continued)

<u>Business-type activities</u>	<u>Outstanding 12/31/08</u>	<u>Additions</u>	<u>Reductions</u>	<u>Outstanding 12/31/09</u>	<u>Due In One Year</u>
General obligation bonds					
Waterline refunding (2003)					
Varying % through 2013	\$ 620,000	\$ -	\$ 115,000	\$ 505,000	\$ 120,000
Sewer improvements (2001)					
Varying % through 2021	4,520,000	-	265,000	4,255,000	275,000
Sewer refunding (2003)					
Varying % through 2013	1,065,000	-	210,000	855,000	200,000
Various purpose (2006)					
Varying % through 2026	8,210,000	-	315,000	7,895,000	325,000
Water system improvements (2008)					
Varying % through 2018	3,500,000	-	285,000	3,215,000	305,000
Water system improvements (2008)					
Varying % through 2028	1,225,000	-	35,000	1,190,000	40,000
Sewer improvements (2008)					
Varying % through 2028	3,370,000	-	100,000	3,270,000	115,000
	<u>22,510,000</u>	<u>-</u>	<u>1,325,000</u>	<u>21,185,000</u>	<u>1,380,000</u>
Special assessment bonds					
with governmental commitment					
Improvements (2006)					
Varying % through 2026	2,335,000	-	90,000	2,245,000	90,000
	<u>2,335,000</u>	<u>-</u>	<u>90,000</u>	<u>2,245,000</u>	<u>90,000</u>
OPWC loans	97,184	-	8,451	88,733	8,451
OWDA loan	2,161,777	-	128,528	2,033,249	128,528
Notes payable	-	299,000	-	299,000	299,000
Water rights ETL-2 loan	782,265	-	-	782,265	19,951
Accrued leave benefits	563,900	121,600	78,700	606,800	82,200
Total business-type activities	<u>\$ 28,450,126</u>	<u>\$ 420,600</u>	<u>\$ 1,630,679</u>	<u>\$ 27,240,047</u>	<u>\$ 2,008,130</u>

General obligation bonds are direct obligations of the City for which its full faith and credit are pledged for payment. The governmental general obligation bonds are paid primarily from the Capital Projects and Street Levy funds. The water and sewer bonds are paid from respective Water and Sanitary Sewer enterprise fund revenues. The special assessment bonds are paid from proceeds of special assessments levied against benefited property owners and collected in the City's Special Assessment Debt Service Fund. In the event that a property owner would fail to pay the assessment, payment would be made by the City.

CITY OF NORTH RIDGEVILLE, OHIO
NOTES TO THE BASIC FINANCIAL STATEMENTS
DECEMBER 31, 2009

NOTE 9 LONG-TERM DEBT (continued)

OPWC loan payments are paid from the respective special revenue, capital project and sanitary sewer enterprise funds. OWDA loan payments are paid from the water enterprise fund.

Notes payable balance outstanding at December 31, 2009 of \$ 2,526,000 under Governmental activities and \$ 299,000 under Business-type activities are classified as long-term. Although the notes are due within one year or less, the aforementioned notes are intended to be refinanced. Of these notes, approximately \$ 850,000 will be repaid from future special assessments and the balance from capital projects, streets, water and sewer funds as applicable.

Water rights ETL-2 loan payments are paid from the Water Fund. The loan payable of \$ 229,680 will be repaid from the capital projects fund. Accrued leave benefits will be paid from the funds from which employees' wages are paid.

The City's overall legal debt margin was \$ 73,900,000 at December 31, 2009, with debt leeway of \$ 66,923,000.

Principal and interest requirements to retire long-term obligations outstanding at December 31, 2009, excluding accrued leave benefits, are as follows:

Year	Governmental Activities			
	General Obligation Bonds		Special Assessment Bonds	
	Principal	Interest	Principal	Interest
2010	\$ 750,000	\$ 252,077	\$ 25,000	\$ 6,037
2011	700,000	224,326	25,000	5,225
2012	465,000	197,252	25,000	4,350
2013	475,000	179,032	30,000	3,450
2014	370,000	160,183	30,000	2,355
2015-2019	1,505,000	569,233	30,000	1,200
2020-2024	1,045,000	256,388	-	-
2025-2028	390,000	52,503	-	-
	<u>\$ 5,700,000</u>	<u>\$ 1,890,994</u>	<u>\$ 165,000</u>	<u>\$ 22,617</u>

Year	Governmental Activities		
	OPWC loans	Total	Total
	Principal	Principal	Interest
2010	\$ 56,177	\$ 831,177	\$ 258,114
2011	56,176	781,176	229,551
2012	56,176	546,176	201,602
2013	56,176	561,176	182,482
2014	56,177	456,177	162,538
2015-2019	273,710	1,808,710	570,433
2020-2024	137,502	1,182,502	256,388
2025-2028	47,648	437,648	52,503
	<u>\$ 739,742</u>	<u>\$ 6,604,742</u>	<u>\$ 1,913,611</u>

CITY OF NORTH RIDGEVILLE, OHIO
NOTES TO THE BASIC FINANCIAL STATEMENTS
DECEMBER 31, 2009

NOTE 9 LONG-TERM DEBT (continued)

Year	Business-Type Activities				
	General Obligation Bonds		Special Assessment Bonds		OPWC Loans
	Principal	Interest	Principal	Interest	Principal
2010	\$ 1,380,000	\$ 947,742	\$ 90,000	\$ 99,114	\$ 8,451
2011	1,435,000	897,242	95,000	95,514	8,451
2012	1,485,000	842,403	100,000	91,714	8,451
2013	1,545,000	783,783	105,000	87,714	8,451
2014	1,240,000	721,082	110,000	83,383	8,451
2015 - 2019	6,630,000	2,733,485	615,000	343,352	42,255
2020 - 2024	4,895,000	1,287,610	770,000	189,370	4,223
2025 - 2029	2,575,000	262,652	360,000	24,525	-
2030 - 2031	-	-	-	-	-
	<u>\$ 21,185,000</u>	<u>\$ 8,475,999</u>	<u>\$ 2,245,000</u>	<u>\$ 1,014,686</u>	<u>\$ 88,733</u>

Year	Business-Type Activities					
	OWDA Loan		Water Rights ETL-2 Loan		Total	Total
	Principal	Interest	Principal	Interest	Principal	Interest
2010	\$ 128,528	\$ 82,805	\$ 19,951	\$ 24,431	\$ 1,626,930	\$ 1,154,092
2011	144,881	77,204	24,787	28,472	1,708,119	1,098,432
2012	145,340	71,369	25,744	27,515	1,764,535	1,033,001
2013	151,420	65,289	26,737	26,523	1,836,608	963,309
2014	157,754	65,289	27,768	25,491	1,543,973	895,245
2015 - 2019	893,442	190,402	155,758	110,537	8,336,455	3,377,776
2020 - 2024	411,884	21,533	188,210	78,085	6,269,317	1,576,598
2025 - 2029	-	-	227,422	38,874	3,162,422	326,051
2030 - 2031	-	-	85,888	2,878	85,888	2,878
	<u>\$ 2,033,249</u>	<u>\$ 573,891</u>	<u>\$ 782,265</u>	<u>\$ 362,806</u>	<u>\$ 26,334,247</u>	<u>\$ 10,427,382</u>

CITY OF NORTH RIDGEVILLE, OHIO
NOTES TO THE BASIC FINANCIAL STATEMENTS
DECEMBER 31, 2009

NOTE 10 DEFINED BENEFIT PENSION PLANS

A. OHIO PUBLIC EMPLOYEES RETIREMENT SYSTEM

Ohio Public Employees Retirement System (OPERS) administers three separate pension plans as described below:

1. The Traditional Pension Plan—a cost sharing, multiple-employer defined benefit pension plan.
2. The Member-Directed Plan—a defined contribution plan in which the member invests both member and employer contributions (employer contributions vest over five years at 20% per year). Under the Member-Directed Plan, members accumulate retirement assets equal to the value of member and (vested) employer contributions plus any investment earnings.
3. The Combined Plan—a cost sharing, multiple-employer defined benefit pension plan. Under the Combined Plan, OPERS invests employer contributions to provide a formula retirement benefit similar in nature to the Traditional Pension Plan benefit. Member contributions, the investment of which is self-directed by the members, accumulate retirement assets in a manner similar to the Member-Directed Plan.

OPERS provides retirement, disability, survivor and death benefits and annual cost-of living adjustments to members of the Traditional Pension and Combined Plans. Members of the Member-Directed Plan do not qualify for ancillary benefits. Authority to establish and amend benefits is provided in Chapter 145 of the Ohio Revised Code. OPERS issues a stand-alone financial report. Interested parties may obtain a copy by writing to OPERS, Attention: Finance Director, 277 East Town Street, Columbus, OH 43215-4642, or by calling 614-222-5601 or 800-222-7377. The Ohio Revised Code provides statutory authority for member and employer contributions. For 2009, member and employer contribution rates were consistent across all three plans. While members in the state and local divisions may participate in all three plans, law enforcement and public safety divisions exist only within the Traditional Pension Plan.

The 2009 member contribution rates were 10.0% for members in state and local classifications. Public safety and law enforcement members contributed 10.1%. The 2009 employer contribution rate for state and local employers was 14.00% of covered payroll. For both the law enforcement and public safety divisions, the employer contribution rate for 2009 was 17.63%.

The City's required contributions for pension obligations to the traditional and combined plans for the years ended December 31, 2009, 2008, and 2007 were \$ 396,200, \$ 457,100, and \$ 508,600, respectively. For 2009 \$ 360,547 (91%) has been contributed. The balance was subsequently contributed in 2010. The full amount has been contributed for 2008 and 2007.

CITY OF NORTH RIDGEVILLE, OHIO
NOTES TO THE BASIC FINANCIAL STATEMENTS
DECEMBER 31, 2009

NOTE 10 DEFINED BENEFIT PENSION PLANS (continued)

B. OHIO POLICE AND FIRE PENSION FUND

The City contributes to the Ohio Police and Fire Pension Fund (OP&F), a cost-sharing multiple-employer defined benefit pension plan. OP&F provides retirement and disability pension benefits, annual cost-of-living adjustments, and death benefits to plan members and beneficiaries. Benefit provisions are established by the Ohio State Legislature and are codified in Chapter 742 of the Ohio Revised Code. OP&F issues a publicly available financial report that includes financial information and required supplementary information for the plan. That report may be obtained by writing to OP&F, 140 East Town Street, Columbus, Ohio 43215-5164.

Plan members are required to contribute 10.0% of their annual covered salary, while employers are required to contribute 19.5% and 24.0% respectively for police officers and firefighters. The City's contributions to OP&F for police and firefighters pensions, respectively, were \$ 554,200 and \$ 609,800 for the year ended December 31, 2009; \$ 325,100 and \$ 428,700 for the year ended December 31, 2008; and \$ 307,800 and \$ 390,800 for the year ended December 31, 2007. The full amount has been contributed for 2008 and 2007. For 2009, \$ 427,400 (77%) and \$ 475,644 (78%) has been contributed for police and firefighters pensions, respectively. The balance was subsequently paid in 2010.

NOTE 11 POSTEMPLOYMENT BENEFITS

A. OHIO PUBLIC EMPLOYEES RETIREMENT SYSTEM

Ohio Public Employees Retirement System (OPERS) administers three separate pension plans: The Traditional Pension Plan - a cost-sharing, multiple-employer defined benefit pension plan; the Member-Directed Plan - a defined contribution plan; and the Combined Plan - a cost sharing, multiple-employer defined benefit pension plan that has elements of both a defined benefit and defined contribution plan.

OPERS maintains a cost-sharing multiple employer defined benefit post-employment healthcare plan, which includes a medical plan, prescription drug program and Medicare Part B premium reimbursement, to qualifying members of the Traditional Pension and the Combined Plans. Members of the Member-Directed Plan do not qualify for ancillary benefits, including post-employment health care coverage.

In order to qualify for post-employment health care coverage, age-and-service retirees under the Traditional Pension and Combined Plans must have 10 or more years of qualifying Ohio service credit. Health care coverage for disability benefit recipients and qualified survivor benefit recipients is available. The health care coverage provided by OPERS meets the definition of an Other Post Employment Benefit (OPEB) as described in GASB Statement 45.

The Ohio Revised Code permits, but does not mandate, OPERS to provide OPEB benefits to its eligible members and beneficiaries. Authority to establish and amend benefits is provided in Chapter 145 of the Ohio Revised Code. OPERS issues a stand-alone financial report. Interested parties may obtain a copy by writing OPERS, 277 East Town Street, Columbus OH 43215-4642, or by calling 614-222-5601 or 800- 222-7377. The Ohio Revised Code provides the statutory authority requiring public employers to fund post retirement health care through their contributions to OPERS. A portion of each employer's contribution to OPERS is set aside for the funding of post retirement health care benefits.

CITY OF NORTH RIDGEVILLE, OHIO
NOTES TO THE BASIC FINANCIAL STATEMENTS
DECEMBER 31, 2009

NOTE 11 POSTEMPLOYMENT BENEFITS (continued)

A. OHIO PUBLIC EMPLOYEES RETIREMENT SYSTEM (continued)

Employer contribution rates are expressed as a percentage of the covered payroll of active members. In 2009, state employers and local employers contributed at a rate of 14.00% of covered payroll, and public safety and law enforcement employer units contributed at 17.63%. The Ohio Revised Code currently limits the employer contribution to a rate not to exceed 14% of covered payroll for state and local employer units, and 18.1% of covered payroll for law and public safety employer units. Active members do not make contributions to the OPEB Plan.

OPERS' Post Employment Health Care plan was established under, and is administrated in accordance with, Internal Revenue Code 401(h). Each year, the OPERS Retirement Board determines the portion of the employer contribution rate that will be set aside for funding of post employment health care benefits. The portion of employer contributions allocated to health care was 7.00% from January 1 through March 31, 2009 and 5.5% from April 1 through December 31, 2009. The OPERS Retirement Board is also authorized to establish rules for the payment of a portion of the health care benefits provided, by the retiree or their surviving beneficiaries. Payment amounts vary depending on the number of covered dependents and the coverage selected.

The City's contributions to fund postemployment benefits for the years ended December 31, 2009, 2008, and 2007 were \$ 396,200, \$ 228,500, and \$ 202,000, respectively. For 2009 \$ 360,547 (91%) has been contributed. The balance was subsequently contributed in 2010. The full amount has been contributed for 2008 and 2007.

B. OHIO POLICE AND FIRE PENSION FUND

The City contributes to the Ohio Police and Fire Pension Fund (OP&F) sponsored healthcare program, a cost-sharing multiple-employer defined postemployment healthcare plan administered by OP&F. OP&F provides healthcare benefits including coverage for medical, prescription drugs, dental, vision, Medicare Part B Premium and long term care to retirees, qualifying benefit recipients and their eligible dependents.

OP&F provides access to post-retirement healthcare coverage for any person who receives or is eligible to receive a monthly service, disability, or survivor benefit check or is a spouse or eligible dependent child of such person. The healthcare coverage provided by OP&F meets the definition of an Other Post Employment Benefit (OPEB) as described in GASB Statement 45. The Ohio Revised Code allows, but does not mandate OP&F to provide OPEB benefits. Authority for the OP&F Board of Trustees to provide healthcare coverage to eligible participants and to establish and amend benefits are codified in Chapter 742 of the Ohio Revised Code. OP&F issues a publicly available financial report that includes financial information and required supplementary information for the Plan. That report may be obtained by writing to OP&F, 140 East Town Street, Columbus, Ohio 43215-5164.

CITY OF NORTH RIDGEVILLE, OHIO
NOTES TO THE BASIC FINANCIAL STATEMENTS
DECEMBER 31, 2009

NOTE 11 POSTEMPLOYMENT BENEFITS (continued)

B. OHIO POLICE AND FIRE PENSION FUND (continued)

The Ohio Revised Code provides for contribution requirements of the participating employers and of plan members to the OP&F (defined benefit pension plan). Participating employers are required to contribute to the pension plan at rates expressed as percentages of the payroll of active pension plan members, currently, 19.50% and 24.00% of covered payroll for police and fire employers, respectively. The Ohio Revised Code states that the employer contribution may not exceed 19.50% of covered payroll for police employer units and 24.00% of covered payroll for fire employer units. Active members do not make contributions to the OPEB Plan.

OP&F maintains funds for healthcare in two separate accounts. One for health care benefits under IRS Code Section 115 trust and one for Medicare Part B reimbursements administered as an Internal Revenue Code 401(h) account both of which are within the defined benefit pension plan, under the authority granted by the Ohio Revised Code to the OP&F board of trustees. The board of trustees is authorized to allocate a portion of the total employer contributions made into the pension plan to the Section 115 trust and the Section 401(h) account as the employer contribution for retiree health care benefits.

For the year ended December 31, 2009, the employer contribution allocated to the healthcare plan was 6.75% of covered payroll. The amount of employer contributions allocated to the healthcare plan each year is subject to the trustees' primary responsibility to ensure that pension benefits are adequately funded and is limited by the provisions of Sections 115 and 401h.

The OP&F board of trustees also is authorized to establish requirements for contributions to the healthcare plan by retirees and their eligible dependents, or their surviving beneficiaries. Payment amounts vary depending on the number of covered dependents and the coverage selected.

The City's contributions to OP&F for the years ended December 31, 2009, 2008, and 2007 were \$ 800,900, \$ 753,800, and \$ 698,600, respectively, of which \$ 363,100, \$ 233,000, and \$ 216,300 respectively, was allocated to the healthcare plan. For 2009, \$ 281,300 (77%) has been contributed for postemployment benefits. The balance was subsequently paid in 2010. The full amount has been contributed for 2008 and 2007.

CITY OF NORTH RIDGEVILLE, OHIO
NOTES TO THE BASIC FINANCIAL STATEMENTS
DECEMBER 31, 2009

NOTE 12 RISK MANAGEMENT

The City is exposed to various risks of loss related to torts, theft of, damage to, and destruction of assets, errors and omissions, injuries to employees and natural disasters. There have not been any significant reductions in insurance coverage from coverage in the prior year and the amounts of settlements have not exceeded coverage for any of the prior three years.

The City has insurance coverage through the Municipal Insurance Alliance of Ohio with the U.S. Specialty Insurance Company. This coverage includes general liability including personal and advertising injury in the amount of \$1 million per occurrence and \$3 million aggregate, business automobile liability in the amount of \$1 million combined single limit, employee benefits liability in the amount of \$1 million each employee limit and \$3 million aggregate limit, stop gap liability in the amount of \$1 million, public official liability in the amount of \$1 million annual aggregate limit, law enforcement liability in the amount of \$1 million annual aggregate limit, and commercial umbrella coverage in the amount of \$10 million each occurrence and \$ 10 million general aggregate limit. Various deductibles apply. The City also has in force building and personal property casualty coverage with the same insurer in the amount of \$43,233,499 with additional flood and earthquake coverage in the amount of \$1 million for any one flood and \$1 million annual aggregate and \$1 million for any one earthquake and \$1 million annual aggregate, electronic data processing systems coverage in the amount of \$500,000, and crime coverage for forgery or alteration of \$50 thousand, theft and destruction of \$50 thousand and public employee dishonesty of \$100 thousand per loss. Various deductibles apply.

In order to minimize the annual cost of medical insurance, the City has established a medical self-insurance fund for City employees and their covered dependents. This program is administered with the use of an outside third-party administrator. At December 31, 2009, self-insurance was in effect for losses up to \$ 75,000 per participant. Excess losses are insured by a private insurance company. At year-end, self-insurance was in effect with an annual aggregate liability limit of approximately \$ 2,305,000 and an aggregate terminal liability of approximately \$ 328,163. At December 31, 2009 the self-insurance total net assets amounted to \$ 136,243 and cash held in reserve by the insurer for future claims payment amounted to \$ 389,600.

Liabilities of the fund are reported when it is probable that a loss has occurred and the amount of the loss can be reasonably estimated. Liabilities include an amount for claims that have been incurred but not reported. Changes in the balance of claims liability during the years ended December 31, 2009 and 2008 are as follows. Incurred claims and claims payments are not segregated between events related to the current year and events related to prior years due to the impracticability of obtaining such information by separate period.

	<u>2009</u>	<u>2008</u>
Unpaid claims, beginning of year	\$ 335,000	\$ 420,000
Incurred claims	2,153,591	1,905,665
Claims payment	<u>(2,161,591)</u>	<u>(1,990,665)</u>
Unpaid claims, end of year	<u>\$ 327,000</u>	<u>\$ 335,000</u>

CITY OF NORTH RIDGEVILLE, OHIO
NOTES TO THE BASIC FINANCIAL STATEMENTS
DECEMBER 31, 2009

NOTE 13 FEDERAL GRANTS AND ENTITLEMENTS

For the year ended December 31, 2009, the City recognized federal grants and entitlements revenue of \$ 386,833. These programs generally require compliance with terms and conditions specified in the grant agreements and are subject to audit by the grantor agencies. Any disallowed claims resulting from such audits could become a liability of the general fund or other applicable funds. However, in the opinion of management, any such disallowed claims will not have a material adverse effect on the overall financial position of the City at December 31, 2009.

NOTE 14 CONTINGENCIES

The City of North Ridgeville, Ohio is defendant in certain lawsuits, the outcome of which cannot be determined. It is the opinion of the City's management that any judgment against the City would not have a material adverse effect on the City's financial position.

NOTE 15 CONTRACTUAL COMMITMENTS

As of December 31, 2009 the City had contractual commitments as follows:

<u>Project</u>	<u>Project's Estimated Cost</u>	<u>Outstanding Commitments</u>
Road projects	\$ 1,680,000	\$ 1,578,884
Recreational facilities	1,741,500	62,660
Water projects	3,070,000	2,631,959
Sewer projects	129,500	13,331
	<u>\$ 6,621,000</u>	<u>\$ 4,286,834</u>

NOTE 16 INTERFUND BALANCES AND TRANSFERS

At December 31, 2009 interfund balances consisted of \$ 71,211 due to the General Fund from the Federal Grants Fund (Special Revenue Fund). The General Fund advanced monies to the Federal Grants Fund which will be repaid upon collection of grant proceeds.

Interfund transfers for the year ended December 31, 2009 consisted of the following:

<u>Transferred to:</u>	<u>Transferred from: Income Tax Fund</u>
General Fund	\$ 7,480,000
Capital Projects Fund	1,320,000
	<u>\$ 8,800,000</u>

The City collects its 1% municipal income tax (see Note 6B.) in the Income Tax Fund (Special Revenue Fund) and makes transfers throughout the year to the General Fund and Capital Projects Fund in accordance with a pro rata allocation determined by City Council. Monies are transferred to the General Obligation Bond Retirement Fund from various funds for payment of bonded debt.

CITY OF NORTH RIDGEVILLE, OHIO
NOTES TO THE BASIC FINANCIAL STATEMENTS
DECEMBER 31, 2009

NOTE 17 JOINTLY GOVERNED ORGANIZATIONS

A. LORAIN COUNTY GENERAL HEALTH DISTRICT

The Lorain County General Health District, a jointly governed organization, provides health care services to the citizens within the Health District. The Health District is governed by the Board of Health which represents the area served by the Health District and oversees the operation of the Health District. The Board of Health members are appointed to staggered four year terms. One member is appointed by the City of North Ridgeville, one member is jointly appointed by the Cities of Avon and Sheffield Lake and one member is appointed jointly by the Cities of Amherst and Oberlin. The remaining four members are appointed by the various mayors of villages, chairmen of the township trustees and the County Commissioners. The City contributed \$ 99,889 during 2009 for the operation of the Health District. Financial information can be obtained by contacting the Health Commissioner, 9880 S. Murray Ridge Road, Elyria, Ohio 44035.

B. NORTHEAST OHIO PUBLIC ENERGY COUNCIL

The City is a member of the Northeast Ohio Public Energy Council (NOPEC). NOPEC is a regional council of governments formed under Chapter 167 of the Ohio Revised Code. NOPEC was formed to serve as a vehicle for communities wishing to proceed with an aggregation program for the purchase of electricity. NOPEC is currently comprised of over 90 communities who have been authorized by ballot to purchase electricity on behalf of their citizens. The intent of NOPEC is to provide electricity at the lowest possible rates while at the same time insuring stability in prices by entering into long-term contracts with suppliers to provide electricity to the citizens of its member communities.

NOPEC is governed by a General Assembly made up of one representative from each member community. The representatives from each county then elect one person to serve on the eight member NOPEC Board of Directors. The Board oversees and manages the operation of the aggregation program. The degree of control exercised by any participating government is limited to its representation in the General Assembly and on the Board. The City did not contribute to NOPEC during the current year. Financial information can be obtained by contacting the Treasurer, P.O. Box 609356, Cleveland, Ohio 44109.

C. JOINT ECONOMIC DEVELOPMENT ZONE AGREEMENT

In 2008, the City adopted a joint economic development zone agreement (JEDZ) with the City of Avon, Ohio, together with several other cities (Parties), pursuant to Ohio Revised Code Section 715.69. The purpose of the agreement is to stimulate economic growth within the JEDZ and to reimburse the Parties to the JEDZ for a portion of the lost tax revenue for certain businesses that relocate to the JEDZ from the Parties' cities. The JEDZ will consist of approximately 791 acres in the City of Avon at an intersection to be developed on Interstate 90 and Nagel Road. The City's contribution to the JEDZ is its agreement to support and advocate for County, State and/or Federal funding for this project. The City has no financial commitment to the project and has no other economic benefit.

CITY OF NORTH RIDGEVILLE, OHIO
NOTES TO THE BASIC FINANCIAL STATEMENTS
DECEMBER 31, 2009

NOTE 18 NEW ACCOUNTING STANDARDS

The following pronouncements have been recently issued by the Governmental Accounting Standards Board.

GASB Statement No. 51, *Accounting and Financial Reporting for Intangible Assets*. This Statement provides guidance regarding the identification, accounting and reporting of intangible assets. The requirements of this Statement are effective for financial statements for periods beginning after June 15, 2009. The City does not anticipate any impact on its financial statements.

GASB Statement No. 52, *Land and Other Real Estate Held as Investments by Endowments*. This Statement establishes standards for accounting and financial reporting for land and other real estate held as investments by endowments. The requirements of this Statement are effective for financial statements for periods beginning after June 15, 2008. The City has no endowments.

GASB Statement No. 53, *Accounting and Financial Reporting for Derivative Instruments*. This Statement provides guidance regarding the accounting and reporting of derivative instruments. The requirements of this Statement are effective for financial statements for periods beginning after June 15, 2009. The City does not invest in derivative instruments.

GASB Statement No. 54, *Fund Balance Reporting and Governmental Fund Type Definitions*. This Statement establishes fund balance classifications based primarily on the extent to which a government is bound by constraints on the use of resources reported in the governmental funds. The requirements of this Statement are effective for financial statements for periods beginning after June 15, 2010. The City has not determined the impact, if any, that this Statement will have on its financial statements or disclosures.

GASB Statement No. 55, *The Hierarchy of Generally Accepted Accounting Principles for State and Local Governments*. GASB Statement No. 55 incorporates the hierarchy of generally accepted accounting principles (GAAP) for state and local governments into the GASB's authoritative literature. The requirements of this new statement are effective immediately. The implementation of this statement did not result in any changes to the financial statements.

GASB Statement No. 56, *Codification of Accounting and Financial Reporting Guidance Contained in AICPA Statements on Auditing Standards*. GASB Statement No. 56 incorporates accounting and financial reporting guidance previously only contained in the American Institute of Certified Public Accountants (AICPA) auditing literature into the GASB's accounting and financial reporting literature for state and local governments – related party transactions, going concern considerations and subsequent events. The requirements of this new statement are effective immediately. The implementation of this statement did not result in any changes to the financial statements.

GASB Statement No. 57, *OPEB Measurements by Agent Employers and Agent Multiple-Employer Plans*. This Statement addresses issues related to the use of the alternative measurement method and the frequency and timing of measurements by employers that participate in agent multiple-employer other postemployment benefit (OPEB) plans (that is, agent employers). The requirements in this Statement will allow more agent employers to use the alternative measurement method to produce actuarially based information for purposes of financial reporting and clarify that OPEB measures reported by agent multiple-employer OPEB plans and their participating employers should be determined at the same minimum frequency and as of a common date to improve the consistency of reporting with regard to funded status and funding progress information. The requirements of this Statement are effective for periods beginning after June 15, 2011. The implementation of this statement does not result in any change in the City's financial statements.

CITY OF NORTH RIDGEVILLE, OHIO
NOTES TO THE BASIC FINANCIAL STATEMENTS
DECEMBER 31, 2009

NOTE 18 NEW ACCOUNTING STANDARDS (continued)

GASB Statement No. 58, *Accounting and Financial Reporting for Chapter 9 Bankruptcies*. This statement provides accounting and financial reporting guidance for governments that have petitioned for protection from creditors by filing for bankruptcy under Chapter 9 of the United States Bankruptcy Code. The requirements in this Statement will provide more consistent recognition, measurement, display, and disclosure guidance for governments that file for Chapter 9 bankruptcy. The requirements of this Statement are effective for periods beginning after June 15, 2009. The implementation of this statement does not result in any change in the City's financial statements.

NOTE 19 SUBSEQUENT EVENTS

In April 2010, the City issued \$ 3,670,000 of bond anticipation notes (BANs), consisting of \$ 2,670,000 for which proceeds were used to pay existing BANs, \$600,000 to be used for construction of a sanitary sewer sludge storage facility, \$ 225,000 to be used for waterline improvements, and \$ 175,000 for improvements related to a future special assessment project.

In May 2010, the voters passed police and fire replacement levies which are expected to generate \$ 450,000 of additional tax collections annually, and a road and bridge replacement levy which is expected to generate \$ 231,000 annually, beginning in 2011.

COMBINING STATEMENTS AND NONMAJOR FUND SCHEDULES

COMBINING STATEMENTS – NONMAJOR GOVERNMENTAL FUNDS

NONMAJOR SPECIAL REVENUE FUNDS

The Special Revenue Funds are used to account for specific revenues that are restricted for a specific purpose. These resources are usually restricted by statute, City Charter or ordinance to finance specific functions or activities.

Street Construction, Maintenance and Repair Fund (SCMR) - Accounts for the portion of State gasoline tax and motor vehicle registration fees designated for maintenance and repair of roadways within the City.

State Highway Fund – Accounts for the portion of State gasoline tax and motor vehicle registration fees designated for maintenance and repairs of roadways within the City.

Motor Vehicle License Tax Fund – Accounts for the additional motor vehicle registration fees designated for maintenance and repairs of roadways within the City.

Street Levy Fund – Accounts for property taxes received from a voted tax levy for the construction, reconstruction, resurfacing and repair of roads and bridges.

Surface Drainage Fund – Accounts for revenues from building permit fees for the purpose of providing and maintaining storm sewer drainage.

Police Levy Fund – Accounts for property taxes from a voted tax levy for the purpose of operating the City police department.

Police Pension Fund – Accounts for property taxes levied for the payment of current employer contributions for police disability and pension benefits.

Law Enforcement Trust Fund – Accounts for confiscated monies or proceeds from the sale of confiscated property seized by law enforcement officers in the course of their work for the purpose of enhancing police services.

Local Law Enforcement Assistance Fund – Accounts for reimbursements for continuing professional training programs for peace officers from the State Law Enforcement Assistance Fund.

Drug Law Enforcement Trust Fund – Accounts for confiscated monies or proceeds from the sale of confiscated property seized by law enforcement officers in the course of their work for the purpose of enhancing police services and promoting drug education.

DUI Enforcement and Education Trust Fund – Accounts for fines imposed by the courts for the purpose of enhancing police services and promoting DUI education.

Clerk of Courts Computer Service Fund – Accounts for court fees for the purpose of the computerization of the clerk of court's office.

Court Computerization Fund – Accounts for court fees for the purpose of computerizing the court, procuring and maintaining computerized legal research services.

NONMAJOR SPECIAL REVENUE FUNDS (Continued)

Fire Levy Fund – Accounts for property taxes received from a voted tax levy for the purpose of operating the City fire department.

Fire Pension Fund – Accounts for property taxes levied for the payment of current employer contributions for fire disability and pension benefits.

Paramedic Levy Fund – Accounts for property taxes received from a voted tax levy for the purpose of operating a paramedic program.

Ambulance Fund – Accounts for ambulance fees for the purpose of maintaining and purchasing ambulatory equipment.

State Grants Fund – Accounts for revenues and related expenditures of state grants.

Federal Grants Fund – Accounts for revenues and related expenditures of federal grants.

Cemetery Fund – Accounts for burial fees used to maintain the City's cemeteries.

Park and Recreation Trust Fund – Accounts for program revenues and expenditures for the operation and maintenance of recreation programs, services, parks and related.

Park and Recreation Improvement Fund – Accounts for building permit fees for the purpose of planning, acquisition, improvement, expansion and operation of public parks, playgrounds and recreation facilities.

Senior Citizens Title III Fund – Accounts for grant monies received for support service for older adults.

Solid Waste Management Fund – Accounts for fees charged for the payment of sanitation collections.

NONMAJOR DEBT SERVICE FUNDS

General Obligation Bond Retirement Fund – Accounts for resources that are used for payment of principal and interest and fiscal charges on general obligation debt.

Special Assessment Bond Retirement Fund – Accounts for the accumulation of resources from special assessments levied against benefited properties for the payment of principal and interest and fiscal charges on special assessment debt.

NONMAJOR CAPITAL PROJECTS FUND

Capital Projects funds are used to account for the acquisition and construction of capital assets other than those financed by proprietary funds.

Issue II Fund – Accounts for Ohio Public Works grant activity consisting of the grant received and the related expenditure paid by the Ohio Public Works Commission directly to the contractors on behalf of the City.

CITY OF NORTH RIDGEVILLE, OHIO
 COMBINING BALANCE SHEET -
 NONMAJOR GOVERNMENTAL FUNDS

DECEMBER 31, 2009

	Nonmajor Special Revenue	Nonmajor Debt Service	Nonmajor Capital Projects	Totals
Assets				
Equity in pooled cash	\$ 3,572,649	\$ 260,354	\$ -	\$ 3,833,003
Taxes receivable - property and other	4,819,300	-	-	4,819,300
Special assessments receivable	-	173,200	-	173,200
Due from other governments	1,207,739	-	16,360	1,224,099
Accounts receivable and other	411,300	-	-	411,300
Total assets	\$ 10,010,988	\$ 433,554	\$ 16,360	\$ 10,460,902
Liabilities and fund balances				
Liabilities				
Accounts and contracts payable	\$ 329,816	\$ -	\$ -	\$ 329,816
Accrued wages and benefits	123,586	-	-	123,586
Due to other governments	401,780	-	-	401,780
Due to other funds	71,211	-	-	71,211
Deferred revenue	6,144,426	173,200	-	6,317,626
Total liabilities	7,070,819	173,200	-	7,244,019
Fund balances				
Reserved for encumbrances	432,039	-	-	432,039
Unreserved, reported in				
Special Revenue Funds	2,508,130	-	-	2,508,130
Debt Service Funds	-	260,354	-	260,354
Capital Projects Funds	-	-	16,360	16,360
Total fund balances	2,940,169	260,354	16,360	3,216,883
Total liabilities and fund balances	\$ 10,010,988	\$ 433,554	\$ 16,360	\$ 10,460,902

CITY OF NORTH RIDGEVILLE, OHIO
 COMBINING STATEMENT OF REVENUES, EXPENDITURES AND CHANGES IN FUND BALANCES -
 NONMAJOR GOVERNMENTAL FUNDS
 FOR THE YEAR ENDED DECEMBER 31, 2009

	Nonmajor Special Revenue	Nonmajor Debt Service	Nonmajor Capital Projects	Totals
Revenues				
Property and other local taxes	\$ 4,247,317	\$ -	\$ -	\$ 4,247,317
Intergovernmental	3,043,391	-	29,698	3,073,089
Special assessments	-	138,119	-	138,119
Charges for services	2,836,288	-	-	2,836,288
Fines, licenses and permits	92,696	-	-	92,696
Interest	64,673	4,985	-	69,658
Miscellaneous	212,117	9,453	-	221,570
Total revenues	10,496,482	152,557	29,698	10,678,737
Expenditures				
Current				
Security of persons and property	4,602,760	-	-	4,602,760
Public health and welfare	42,413	-	-	42,413
Leisure time activities	237,457	-	-	237,457
Transportation	2,370,534	-	-	2,370,534
General government	2,619,043	2,692	-	2,621,735
Capital outlay	-	-	243,018	243,018
Debt service				
Principal	268,349	102,500	-	370,849
Interest and fiscal charges	22,824	26,743	-	49,567
Total expenditures	10,163,380	131,935	243,018	10,538,333
Excess (deficiency) of revenues over expenditures	333,102	20,622	(213,320)	140,404
Other financing sources (uses)				
Issuance of notes	-	-	229,680	229,680
Premium on bond issue	-	4,425	-	4,425
Total other financing sources (uses)	-	4,425	229,680	234,105
Excess (deficiency) of revenues over expenditures and other sources (uses)	333,102	25,047	16,360	374,509
Fund balances, beginning of year	2,607,067	235,307	-	2,842,374
Fund balances, end of year	\$ 2,940,169	\$ 260,354	\$ 16,360	\$ 3,216,883

CITY OF NORTH RIDGEVILLE, OHIO
 COMBINING BALANCE SHEET -
 NONMAJOR SPECIAL REVENUE FUNDS

DECEMBER 31, 2009

	<u>SCMR</u>	<u>State Highway</u>	<u>Motor Vehicle License Tax</u>	<u>Street Levy</u>	<u>Surface Drainage</u>
<u>Assets</u>					
Equity in pooled cash	\$ 156,702	\$ 38,291	\$ 168,794	\$ 1,145,527	\$ 207,528
Taxes receivable - property and other	-	-	-	1,086,500	-
Due from other governments	555,000	45,000	210,000	85,090	-
Accounts receivable and other	-	-	-	-	-
Total assets	<u>\$ 711,702</u>	<u>\$ 83,291</u>	<u>\$ 378,794</u>	<u>\$ 2,317,117</u>	<u>\$ 207,528</u>
<u>Liabilities</u>					
Accounts and contracts payable	\$ 1,271	\$ 19,121	\$ 27,739	\$ 29,086	\$ 2,259
Accrued salaries, wages, and benefits	25,517	-	5,388	-	2,155
Due to other governments	32,741	-	7,750	-	2,876
Due to other funds	-	-	-	-	-
Deferred revenue	457,000	37,000	176,000	1,171,590	-
Total liabilities	<u>516,529</u>	<u>56,121</u>	<u>216,877</u>	<u>1,200,676</u>	<u>7,290</u>
<u>Fund balances</u>					
Reserved for encumbrances	2,049	1,448	6,460	350,252	2,494
Unreserved	193,124	25,722	155,457	766,189	197,744
Total fund balances	<u>195,173</u>	<u>27,170</u>	<u>161,917</u>	<u>1,116,441</u>	<u>200,238</u>
Total liabilities and fund balances	<u>\$ 711,702</u>	<u>\$ 83,291</u>	<u>\$ 378,794</u>	<u>\$ 2,317,117</u>	<u>\$ 207,528</u>

<u>Police Levy</u>	<u>Police Pension</u>	<u>Law Enforcement Trust</u>	<u>Local Law Enforcement Assistance</u>	<u>Drug Law Enforcement Trust</u>	<u>DUI Enforcement and Education Trust</u>	<u>Clerk of Courts Computer Service</u>	<u>Court Computerization</u>
\$ 8,706	\$ 4,718	\$ 6,849	\$ 8,456	\$ 5,347	\$ 30,645	\$ 113,634	\$ 125,634
1,115,200	195,900	-	-	-	-	-	-
85,924	14,546	-	-	-	-	-	-
-	-	-	-	-	-	-	-
<u>\$1,209,830</u>	<u>\$ 215,164</u>	<u>\$ 6,849</u>	<u>\$ 8,456</u>	<u>\$ 5,347</u>	<u>\$ 30,645</u>	<u>\$ 113,634</u>	<u>\$ 125,634</u>
\$ -	\$ -	\$ -	\$ -	\$ 184	\$ -	\$ -	\$ -
33,482	-	-	-	-	-	-	-
64,687	66,777	-	-	-	-	-	-
-	-	-	-	-	-	-	-
1,201,124	210,446	-	-	-	-	-	-
<u>1,299,293</u>	<u>277,223</u>	<u>-</u>	<u>-</u>	<u>184</u>	<u>-</u>	<u>-</u>	<u>-</u>
-	-	-	-	-	-	-	-
(89,463)	(62,059)	6,849	8,456	5,163	30,645	113,634	125,634
<u>(89,463)</u>	<u>(62,059)</u>	<u>6,849</u>	<u>8,456</u>	<u>5,163</u>	<u>30,645</u>	<u>113,634</u>	<u>125,634</u>
<u>\$1,209,830</u>	<u>\$ 215,164</u>	<u>\$ 6,849</u>	<u>\$ 8,456</u>	<u>\$ 5,347</u>	<u>\$ 30,645</u>	<u>\$ 113,634</u>	<u>\$ 125,634</u>

(Continued)

CITY OF NORTH RIDGEVILLE, OHIO
 COMBINING BALANCE SHEET -
 NONMAJOR SPECIAL REVENUE FUNDS

DECEMBER 31, 2009

(Concluded)

	Fire Levy	Fire Pension	Paramedic Levy	Ambulance	State Grants
<u>Assets</u>					
Equity in pooled cash	\$ 7,130	\$ 4,105	\$ 185,737	\$ 447,644	\$ 102,402
Taxes receivable - property and other	1,086,500	195,900	1,139,300	-	-
Due from other governments	85,090	14,546	84,860	-	17,260
Accounts receivable and other	-	-	-	-	-
Total assets	<u>\$ 1,178,720</u>	<u>\$ 214,551</u>	<u>\$ 1,409,897</u>	<u>\$ 447,644</u>	<u>\$ 119,662</u>
<u>Liabilities</u>					
Accounts and contracts payable	\$ -	\$ -	\$ 1,007	\$ 47,488	\$ 26,358
Accrued salaries, wages, and benefits	22,294	-	25,434	6,654	-
Due to other governments	113,839	29,130	64,771	15,980	-
Due to other funds	-	-	-	-	-
Deferred revenue	1,171,590	210,446	1,224,160	-	11,325
Total liabilities	<u>1,307,723</u>	<u>239,576</u>	<u>1,315,372</u>	<u>70,122</u>	<u>37,683</u>
<u>Fund balances</u>					
Reserved for encumbrances	-	-	979	13,914	12,695
Unreserved	(129,003)	(25,025)	93,546	363,608	69,284
Total fund balances	<u>(129,003)</u>	<u>(25,025)</u>	<u>94,525</u>	<u>377,522</u>	<u>81,979</u>
Total liabilities and fund balances	<u>\$ 1,178,720</u>	<u>\$ 214,551</u>	<u>\$ 1,409,897</u>	<u>\$ 447,644</u>	<u>\$ 119,662</u>

Federal Grants	Cemetery	Park and Recreation Trust	Park and Recreation Improvement	Senior Citizens Title III	Solid Waste Management	Totals
\$ 155,339	\$ 155,920	\$ 73,077	\$ 122,360	\$ 6,793	\$ 291,311	\$ 3,572,649
-	-	-	-	-	-	4,819,300
5,913	-	-	-	4,510	-	1,207,739
213,300	-	-	-	-	198,000	411,300
<u>\$ 374,552</u>	<u>\$ 155,920</u>	<u>\$ 73,077</u>	<u>\$ 122,360</u>	<u>\$ 11,303</u>	<u>\$ 489,311</u>	<u>\$ 10,010,988</u>
\$ 17,238	\$ -	\$ 14	\$ 642	\$ -	\$ 157,409	\$ 329,816
-	-	-	-	881	1,781	123,586
-	-	-	-	424	2,805	401,780
71,211	-	-	-	-	-	71,211
224,745	-	-	-	-	49,000	6,144,426
<u>313,194</u>	<u>-</u>	<u>14</u>	<u>642</u>	<u>1,305</u>	<u>210,995</u>	<u>7,070,819</u>
39,733	12	-	2,003	-	-	432,039
21,625	155,908	73,063	119,715	9,998	278,316	2,508,130
61,358	155,920	73,063	121,718	9,998	278,316	2,940,169
<u>\$ 374,552</u>	<u>\$ 155,920</u>	<u>\$ 73,077</u>	<u>\$ 122,360</u>	<u>\$ 11,303</u>	<u>\$ 489,311</u>	<u>\$ 10,010,988</u>

CITY OF NORTH RIDGEVILLE, OHIO
 COMBINING STATEMENT OF REVENUES, EXPENDITURES AND CHANGES IN FUND BALANCES -
 NONMAJOR SPECIAL REVENUE FUNDS
 FOR THE YEAR ENDED DECEMBER 31, 2009

	<u>SCMR</u>	<u>State Highway</u>	<u>Motor Vehicle License Tax</u>	<u>Street Levy</u>	<u>Surface Drainage</u>
Revenues					
Property and other local taxes	\$ -	\$ -	\$ -	\$ 986,465	\$ -
Intergovernmental revenue	1,142,131	92,740	439,975	205,483	-
Charges for services	-	-	-	-	-
Fines, licenses, and permits	-	-	-	-	-
Interest	2,216	333	2,391	18,833	3,364
Miscellaneous	20,717	-	5,926	-	139,095
Total revenues	<u>1,165,064</u>	<u>93,073</u>	<u>448,292</u>	<u>1,210,781</u>	<u>142,459</u>
Expenditures					
Current					
Security of persons and property	-	-	-	-	-
Public health and welfare	-	-	-	-	-
Leisure time activities	-	-	-	-	-
Transportation	1,189,707	125,357	446,392	608,742	238
General government	-	-	-	-	122,891
Debt service					
Principal	-	-	6,169	255,000	7,180
Interest and fiscal charges	-	-	-	22,824	-
Total expenditures	<u>1,189,707</u>	<u>125,357</u>	<u>452,561</u>	<u>886,566</u>	<u>130,309</u>
Excess (deficiency) of revenues over expenditures	(24,643)	(32,284)	(4,269)	324,215	12,150
Fund balances, beginning of year	<u>219,816</u>	<u>59,454</u>	<u>166,186</u>	<u>792,226</u>	<u>188,088</u>
Fund balances, end of year	<u>\$ 195,173</u>	<u>\$ 27,170</u>	<u>\$ 161,917</u>	<u>\$ 1,116,441</u>	<u>\$ 200,238</u>

<u>Police Levy</u>	<u>Police Pension</u>	<u>Law Enforcement Trust</u>	<u>Local Law Enforcement Assistance</u>	<u>Drug Law Enforcement Trust</u>	<u>DUI Enforcement and Education Trust</u>	<u>Clerk of Courts Computer Service</u>	<u>Court Computerization</u>
\$1,012,424	\$ 186,415	\$ -	\$ -	\$ -	\$ -	\$ -	\$ -
207,965	36,634	-	-	-	-	-	-
-	-	-	-	-	-	-	-
-	-	-	-	1,831	17,677	-	13,188
1,757	340	107	116	91	395	1,569	2,002
-	-	5,155	4,400	-	-	30,763	-
<u>1,222,146</u>	<u>223,389</u>	<u>5,262</u>	<u>4,516</u>	<u>1,922</u>	<u>18,072</u>	<u>32,332</u>	<u>15,190</u>
1,235,201	215,496	4,682	-	1,012	5,308	2,955	7,501
-	-	-	-	-	-	-	-
-	-	-	-	-	-	-	-
-	-	-	-	-	-	-	-
-	-	-	-	-	-	-	-
-	-	-	-	-	-	-	-
<u>1,235,201</u>	<u>215,496</u>	<u>4,682</u>	<u>-</u>	<u>1,012</u>	<u>5,308</u>	<u>2,955</u>	<u>7,501</u>
(13,055)	7,893	580	4,516	910	12,764	29,377	7,689
<u>(76,408)</u>	<u>(69,952)</u>	<u>6,269</u>	<u>3,940</u>	<u>4,253</u>	<u>17,881</u>	<u>84,257</u>	<u>117,945</u>
<u>\$ (89,463)</u>	<u>\$ (62,059)</u>	<u>\$ 6,849</u>	<u>\$ 8,456</u>	<u>\$ 5,163</u>	<u>\$ 30,645</u>	<u>\$ 113,634</u>	<u>\$ 125,634</u>

(Continued)

CITY OF NORTH RIDGEVILLE, OHIO
 COMBINING STATEMENT OF REVENUES, EXPENDITURES AND CHANGES IN FUND BALANCES -
 NONMAJOR SPECIAL REVENUE FUNDS

FOR THE YEAR ENDED DECEMBER 31, 2009

(Concluded)

	Fire Levy	Fire Pension	Paramedic Levy	Ambulance	State Grants
Revenues					
Property and other local taxes	\$ 986,465	\$ 186,415	\$ 889,133	\$ -	\$ -
Intergovernmental revenue	205,484	36,634	183,965	-	114,801
Charges for services	-	-	-	534,514	-
Fines, licenses, and permits	-	-	-	-	-
Interest	1,972	344	4,834	7,265	-
Miscellaneous	1,105	-	373	88	-
Total revenues	<u>1,195,026</u>	<u>223,393</u>	<u>1,078,305</u>	<u>541,867</u>	<u>114,801</u>
Expenditures					
Current					
Security of persons and property	1,288,416	168,453	1,163,116	510,620	-
Public health and welfare	-	-	-	-	-
Leisure time activities	-	-	-	-	-
Transportation	-	-	-	-	-
General government	-	-	-	-	114,566
Debt service					
Principal	-	-	-	-	-
Interest and fiscal charges	-	-	-	-	-
Total expenditures	<u>1,288,416</u>	<u>168,453</u>	<u>1,163,116</u>	<u>510,620</u>	<u>114,566</u>
Excess (deficiency) of revenues over expenditures	(93,390)	54,940	(84,811)	31,247	235
Fund balances, beginning of year	<u>(35,613)</u>	<u>(79,965)</u>	<u>179,336</u>	<u>346,275</u>	<u>81,744</u>
Fund balances, end of year	<u>\$ (129,003)</u>	<u>\$ (25,025)</u>	<u>\$ 94,525</u>	<u>\$ 377,522</u>	<u>\$ 81,979</u>

<u>Federal Grants</u>	<u>Cemetery</u>	<u>Park and Recreation Trust</u>	<u>Park and Recreation Improvement</u>	<u>Senior Citizens Title III</u>	<u>Solid Waste Management</u>	<u>Totals</u>
\$ -	\$ -	\$ -	\$ -	\$ -	\$ -	\$ 4,247,317
346,095	-	-	-	31,484	-	3,043,391
-	25,250	133,564	-	-	2,142,960	2,836,288
-	-	-	60,000	-	-	92,696
7,627	2,449	1,580	2,624	91	2,373	64,673
-	1,775	390	1,331	-	999	212,117
<u>353,722</u>	<u>29,474</u>	<u>135,534</u>	<u>63,955</u>	<u>31,575</u>	<u>2,146,332</u>	<u>10,496,482</u>
-	-	-	-	-	-	4,602,760
-	12,643	-	-	29,770	-	42,413
-	-	145,923	91,534	-	-	237,457
-	-	-	-	98	-	2,370,534
312,330	-	-	-	-	2,069,256	2,619,043
-	-	-	-	-	-	268,349
-	-	-	-	-	-	22,824
<u>312,330</u>	<u>12,643</u>	<u>145,923</u>	<u>91,534</u>	<u>29,868</u>	<u>2,069,256</u>	<u>10,163,380</u>
41,392	16,831	(10,389)	(27,579)	1,707	77,076	333,102
19,966	139,089	83,452	149,297	8,291	201,240	2,607,067
<u>\$ 61,358</u>	<u>\$ 155,920</u>	<u>\$ 73,063</u>	<u>\$ 121,718</u>	<u>\$ 9,998</u>	<u>\$ 278,316</u>	<u>\$ 2,940,169</u>

CITY OF NORTH RIDGEVILLE, OHIO

COMBINING BALANCE SHEET -
NONMAJOR DEBT SERVICE FUNDS

DECEMBER 31, 2009

	General Obligation Bond Retirement	Special Assessment Bond Retirement	Total
Assets			
Equity in pooled cash and equivalents	\$ 126,058	\$ 134,296	\$ 260,354
Special assessments receivable	-	173,200	173,200
Total assets	\$ 126,058	\$ 307,496	\$ 433,554
Liabilities			
Deferred revenue	\$ -	\$ 173,200	\$ 173,200
Total liabilities	-	173,200	173,200
Fund balance			
Reserved for debt service	126,058	134,296	260,354
Total fund balance	126,058	134,296	260,354
Total liabilities and fund balance	\$ 126,058	\$ 307,496	\$ 433,554

CITY OF NORTH RIDGEVILLE, OHIO
 COMBINING STATEMENT OF REVENUES, EXPENDITURES AND CHANGES IN FUND BALANCES -
 NONMAJOR DEBT SERVICE FUNDS
 FOR THE YEAR ENDED DECEMBER 31, 2009

	General Obligation Bond Retirement	Special Assessment Bond Retirement	Total
Revenues			
Special assessments	\$ 100,381	\$ 37,738	\$ 138,119
Interest	2,592	2,393	4,985
Miscellaneous	9,453	-	9,453
Total revenues	<u>112,426</u>	<u>40,131</u>	<u>152,557</u>
Expenditures			
Current			
General government	1,172	1,520	2,692
Debt service			
Bond principal	77,500	25,000	102,500
Interest and fiscal charges	19,769	6,974	26,743
Total expenditures	<u>98,441</u>	<u>33,494</u>	<u>131,935</u>
Excess of revenues over expenditures	13,985	6,637	20,622
Other financing sources (uses)			
Premium on bond issue	4,425	-	4,425
Total other financing sources (uses)	<u>4,425</u>	<u>-</u>	<u>4,425</u>
Excess (deficiency) of revenues over expenditures and other sources (uses)	18,410	6,637	25,047
Fund balance, beginning of year	<u>107,648</u>	<u>127,659</u>	<u>235,307</u>
Fund balance, end of year	<u>\$ 126,058</u>	<u>\$ 134,296</u>	<u>\$ 260,354</u>

CITY OF NORTH RIDGEVILLE, OHIO
BALANCE SHEET -
NONMAJOR CAPITAL PROJECTS FUND
DECEMBER 31, 2009

	Issue II
Assets	
Due from other governments	\$ 16,360
Total assets	\$ 16,360
Fund balances	
Unreserved	\$ 16,360
Total fund balances	16,360
Total liabilities and fund balances	\$ 16,360

CITY OF NORTH RIDGEVILLE, OHIO
STATEMENT OF REVENUES, EXPENDITURES AND CHANGES IN FUND BALANCES -
NONMAJOR CAPITAL PROJECTS FUND
FOR THE YEAR ENDED DECEMBER 31, 2009

	Issue II
Revenue	
Intergovernmental	\$ 29,698
Total revenue	29,698
Expenditures	
Capital outlay	\$ 243,018
Total expenditures	243,018
Excess (deficiency) of revenue over expenditures	(213,320)
Other financing sources (uses)	
Issuance of notes	229,680
Total other financing sources (uses)	229,680
Excess (deficiency) of revenues over expenditures and other sources (uses)	16,360
Fund balances, beginning of year	-
Fund balances, end of year	\$ 16,360

This page intentionally left blank.

COMBINING STATEMENTS - AGENCY FUNDS

Agency Funds are used to account for assets held by the government as an agent for individuals, private organizations, other governments and/or other funds. These funds are purely custodial in nature (assets equal liabilities) and therefore do not involve the measurement of results of operations.

Board of Building Standards Fund – Accounts for fees required by the State to be collected by the City and paid to the State.

Senior Citizens Multi Trust Fund – Accounts for revenue earned and expended by the Senior Citizens Center.

Mayor's Court Bail Trust Fund – Accounts for bail collected.

Trust Miscellaneous Fund – Accounts for deposits held by the City from contractors, developers or individuals to ensure compliance with City Ordinances, and for other various deposits held by the City on behalf of others.

CITY OF NORTH RIDGEVILLE, OHIO
 COMBINING STATEMENT OF ASSETS AND LIABILITIES -
 AGENCY FUNDS
 DECEMBER 31, 2009

	Board of Building Standards	Senior Citizens Multi-Trust	Mayor's Court Bail Trust
Assets			
Equity in pooled cash and equivalents	\$ 247	\$ 13,946	\$ 2,936
Liabilities			
Accounts and contracts payable	\$ 247	\$ 691	\$ -
Due to others	-	13,255	2,936
Total liabilities	\$ 247	\$ 13,946	\$ 2,936

<u>Trust</u>	<u>Total</u>
<u>Miscellaneous</u>	
<u>\$ 713,607</u>	<u>\$ 730,736</u>
\$ 7,236	\$ 8,174
<u>706,371</u>	<u>722,562</u>
<u>\$ 713,607</u>	<u>\$ 730,736</u>

CITY OF NORTH RIDGEVILLE, OHIO
 COMBINING STATEMENT OF CHANGES IN ASSETS AND LIABILITIES -
 AGENCY FUNDS

FOR THE YEAR ENDED DECEMBER 31, 2009

	Beginning Balance 1/1/2009	Additions	Reductions	Ending Balance 12/31/2009
Board of Building Standards				
Assets				
Equity in pooled cash and equivalents	\$ 106	\$ 2,831	\$ 2,690	\$ 247
Liabilities				
Accounts and contracts payable	\$ 106	\$ 2,831	\$ 2,690	\$ 247
Total liabilities	\$ 106	\$ 2,831	\$ 2,690	\$ 247
Senior Citizens Multi-Trust				
Assets				
Equity in pooled cash and equivalents	\$ 8,782	\$ 70,837	\$ 65,673	\$ 13,946
Liabilities				
Accounts and contracts payable	\$ 302	\$ 691	\$ 302	\$ 691
Due to others	8,480	70,146	65,371	13,255
Total liabilities	\$ 8,782	\$ 70,837	\$ 65,673	\$ 13,946
Mayor's Court Bail Trust				
Assets				
Equity in pooled cash and equivalents	\$ 2,861	\$ 22,799	\$ 22,724	\$ 2,936
Liabilities				
Due to others	\$ 2,861	22,799	22,724	\$ 2,936
Total liabilities	\$ 2,861	\$ 22,799	\$ 22,724	\$ 2,936
Trust Miscellaneous				
Assets				
Equity in pooled cash and equivalents	\$ 665,223	\$ 1,715,102	\$ 1,666,718	\$ 713,607
Liabilities				
Accounts and contracts payable	\$ 978	\$ 7,236	\$ 978	\$ 7,236
Due to others	664,245	1,707,866	1,665,740	706,371
Total liabilities	\$ 665,223	\$ 1,715,102	\$ 1,666,718	\$ 713,607

(Continued)

CITY OF NORTH RIDGEVILLE, OHIO
 COMBINING STATEMENT OF CHANGES IN ASSETS AND LIABILITIES -
 AGENCY FUNDS

FOR THE YEAR ENDED DECEMBER 31, 2009

	(Concluded)			
Total All Agency Funds	Beginning Balance 1/1/2009	Additions	Reductions	Ending Balance 12/31/2009
Assets				
Equity in pooled cash and equivalents	\$ 676,972	\$ 1,811,569	\$ 1,757,805	\$ 730,736
Liabilities				
Accounts and contracts payable	\$ 1,386	\$ 10,758	\$ 3,970	\$ 8,174
Due to others	675,586	1,800,811	1,753,835	722,562
Total liabilities	<u>\$ 676,972</u>	<u>\$ 1,811,569</u>	<u>\$ 1,757,805</u>	<u>\$ 730,736</u>

**INDIVIDUAL FUND SCHEDULES OF REVENUES, EXPENDITURES/EXPENSES
AND CHANGES IN FUND BALANCES –
BUDGET (NON-GAAP BUDGETARY BASIS) AND ACTUAL**

CITY OF NORTH RIDGEVILLE, OHIO
SCHEDULE OF REVENUES, EXPENDITURES AND
CHANGES IN FUND BALANCES – BUDGET (NON-GAAP BUDGETARY BASIS) AND ACTUAL
FOR THE YEAR ENDED DECEMBER 31, 2009

	General Fund			Variance with Final Budget Positive (Negative)
	Budget Amounts		Actual	
	Original	Final		
Revenues				
Local taxes	\$ 1,109,311	\$ 1,109,311	\$ 1,073,950	\$ (35,361)
Intergovernmental revenue	1,144,026	1,214,776	1,291,337	76,561
Fines, licenses, and permits	999,300	957,300	1,010,497	53,197
Interest	20,000	12,500	12,594	94
Miscellaneous	627,900	777,300	832,633	55,333
Total revenues	<u>3,900,537</u>	<u>4,071,187</u>	<u>4,221,011</u>	<u>149,824</u>
Expenditures				
Current				
Security of persons and property				
Police				
Personal services	3,775,966	3,814,466	3,625,089	189,377
Materials and supplies	301,626	290,926	218,516	72,410
Contractual services	50,071	71,961	57,855	14,106
Capital outlay	31,590	61,590	53,203	8,387
Other	100,800	103,800	85,022	18,778
Total police	<u>4,260,053</u>	<u>4,342,743</u>	<u>4,039,685</u>	<u>303,058</u>
Humane officer				
Personal services	94,010	85,569	71,157	14,412
Materials and supplies	4,500	9,500	1,509	7,991
Total humane officer	<u>98,510</u>	<u>95,069</u>	<u>72,666</u>	<u>22,403</u>
Fire				
Personal services	1,254,000	1,254,230	1,195,766	58,464
Materials and supplies	207,792	207,482	157,990	49,492
Contractual services	42,170	27,130	19,487	7,643
Total fire	<u>1,503,962</u>	<u>1,488,842</u>	<u>1,373,243</u>	<u>115,599</u>
Mayor's court				
Personal services	230,520	231,140	218,323	12,817
Materials and supplies	9,000	10,720	10,284	436
Other	144,080	159,670	155,784	3,886
Total mayor's court	<u>383,600</u>	<u>401,530</u>	<u>384,391</u>	<u>17,139</u>
Street lighting				
Materials and supplies	151,870	151,870	138,688	13,182
Total street lighting	<u>151,870</u>	<u>151,870</u>	<u>138,688</u>	<u>13,182</u>
Total security of persons and property	<u>6,397,995</u>	<u>6,480,054</u>	<u>6,008,673</u>	<u>471,381</u>

(Continued)

CITY OF NORTH RIDGEVILLE, OHIO
SCHEDULE OF REVENUES, EXPENDITURES AND
CHANGES IN FUND BALANCES – BUDGET (NON-GAAP BUDGETARY BASIS) AND ACTUAL
FOR THE YEAR ENDED DECEMBER 31, 2009

	General Fund			Variance w ith Final Budget Positive (Negative)
	Budget Amounts		Actual	
	Original	Final		
Public health and welfare				
General government				
Other	\$ 99,900	\$ 99,900	\$ 99,889	\$ 11
Total general government	99,900	99,900	99,889	11
Senior citizens				
Personal services	235,190	237,630	231,156	6,474
Materials and supplies	25,514	24,434	21,352	3,082
Contractual services	9,000	9,000	7,618	1,382
Capital outlay	8,822	8,132	5,706	2,426
Total senior citizens	278,526	279,196	265,832	13,364
Total public health and welfare	378,426	379,096	365,721	13,375
Leisure time activities				
Park and recreation				
Personal services	189,790	190,380	188,882	1,498
Materials and supplies	19,000	19,000	12,238	6,762
Contractual services	3,000	3,000	2,436	564
Other	45,759	45,759	40,530	5,229
Total leisure time activities	257,549	258,139	244,086	14,053
Community development				
Building				
Personal services	645,810	647,520	626,626	20,894
Materials and supplies	26,164	26,164	17,254	8,910
Contractual services	142,994	142,954	93,489	49,465
Capital outlay	8,900	8,900	7,302	1,598
Other	98,831	49,871	41,919	7,952
Total building	922,699	875,409	786,590	88,819
Engineer				
Personal services	677,030	678,610	664,249	14,361
Materials and supplies	16,493	15,693	13,080	2,613
Contractual services	12,627	13,427	9,023	4,404
Capital outlay	5,000	5,000	4,887	113
Other	2,175	2,175	1,642	533
Total engineer	713,325	714,905	692,881	22,024
Total community development	1,636,024	1,590,314	1,479,471	110,843

(Continued)

CITY OF NORTH RIDGEVILLE, OHIO
SCHEDULE OF REVENUES, EXPENDITURES AND
CHANGES IN FUND BALANCES – BUDGET (NON-GAAP BUDGETARY BASIS) AND ACTUAL
FOR THE YEAR ENDED DECEMBER 31, 2009

	General Fund			Variance with Final Budget Positive (Negative)
	Budget Amounts		Actual	
	Original	Final		
General government				
Council				
Personal services	\$ 260,260	\$ 260,770	\$ 254,428	\$ 6,342
Materials and supplies	7,969	7,969	3,318	4,651
Contractual services	17,750	19,320	18,373	947
Capital outlay	5,145	5,145	4,534	611
Other	10,680	9,110	6,777	2,333
Total council	<u>301,804</u>	<u>302,314</u>	<u>287,430</u>	<u>14,884</u>
Mayor				
Personal services	197,080	197,550	197,328	222
Materials and supplies	7,204	7,804	4,044	3,760
Other	6,446	6,446	3,725	2,721
Total mayor	<u>210,730</u>	<u>211,800</u>	<u>205,097</u>	<u>6,703</u>
Finance				
Personal services	508,925	509,130	504,069	5,061
Materials and supplies	13,400	13,600	12,525	1,075
Contractual services	8,500	8,300	7,363	937
Other	3,955	3,955	2,574	1,381
Total finance	<u>534,780</u>	<u>534,985</u>	<u>526,531</u>	<u>8,454</u>
Law director				
Personal services	282,590	297,440	289,857	7,583
Materials and supplies	2,559	2,559	2,157	402
Contractual services	87,110	82,810	74,796	8,014
Other	5,575	5,575	2,388	3,187
Total law director	<u>377,834</u>	<u>388,384</u>	<u>369,198</u>	<u>19,186</u>
Computer services				
Personal services	168,820	169,220	165,451	3,769
Materials and supplies	73,585	73,580	54,199	19,381
Contractual services	57,725	57,730	35,094	22,636
Capital outlay	19,000	19,000	16,771	2,229
Other	16,750	16,750	16,190	560
Total computer services	<u>335,880</u>	<u>336,280</u>	<u>287,705</u>	<u>48,575</u>
Safety service director				
Personal services	176,955	174,935	172,526	2,409
Materials and supplies	2,014	2,559	1,897	662
Contractual services	1,589	1,494	1,229	265
Capital outlay	21,320	23,080	20,800	2,280
Other	350	800	619	181
Total safety service director	<u>202,228</u>	<u>202,868</u>	<u>197,071</u>	<u>5,797</u>
Civil service				
Personal services	9,480	9,500	9,486	14
Materials and supplies	44,003	44,003	6,227	37,776
Contractual services	500	500	200	300
Other	3,893	3,883	1,062	2,821
Total civil service	<u>57,876</u>	<u>57,886</u>	<u>16,975</u>	<u>40,911</u>

(Continued)

CITY OF NORTH RIDGEVILLE, OHIO
SCHEDULE OF REVENUES, EXPENDITURES AND
CHANGES IN FUND BALANCES – BUDGET (NON-GAAP BUDGETARY BASIS) AND ACTUAL
FOR THE YEAR ENDED DECEMBER 31, 2009

	General Fund			Variance with Final Budget Positive (Negative)
	Budget Amounts		Actual	
	Original	Final		
General government				
Personal services	\$ 84,170	\$ 64,360	\$ 57,327	\$ 7,033
Materials and supplies	67,740	27,440	5,334	22,106
Contractual services	219,832	317,212	185,621	131,591
Capital outlay	5,000	5,000	4,436	564
Other	504,709	524,709	270,145	254,564
Total general government	<u>881,451</u>	<u>938,721</u>	<u>522,863</u>	<u>415,858</u>
Public grounds/cemetery				
Personal services	421,872	422,902	381,785	41,117
Materials and supplies	86,688	85,088	66,478	18,610
Contractual services	6,290	6,320	5,236	1,084
Other	14,250	15,820	8,518	7,302
Total public grounds/cemetery	<u>529,100</u>	<u>530,130</u>	<u>462,017</u>	<u>68,113</u>
Total general government	<u>3,431,683</u>	<u>3,503,368</u>	<u>2,874,887</u>	<u>628,481</u>
Total expenditures	<u>12,101,677</u>	<u>12,210,971</u>	<u>10,972,838</u>	<u>1,238,133</u>
Excess (deficiency) of revenues over expenditures	<u>(8,201,140)</u>	<u>(8,139,784)</u>	<u>(6,751,827)</u>	<u>1,387,957</u>
Other financing sources (uses)				
Transfers-in	6,630,000	7,480,000	7,480,000	-
Advances-in	215,000	215,000	215,000	-
Advances-out	(150,000)	(150,000)	(150,000)	-
Total other financing sources (uses)	<u>6,695,000</u>	<u>7,545,000</u>	<u>7,545,000</u>	<u>-</u>
Excess (deficiency) of revenues over expenditures and other financing sources (uses)	<u>(1,506,140)</u>	<u>(594,784)</u>	<u>793,173</u>	<u>1,387,957</u>
Prior year encumbrances	89,574	89,574	89,574	-
Fund balances, beginning of year	<u>1,728,329</u>	<u>1,728,329</u>	<u>1,728,329</u>	<u>-</u>
Fund balances, end of year	<u>\$ 311,763</u>	<u>\$ 1,223,119</u>	<u>\$ 2,611,076</u>	<u>\$ 1,387,957</u>

CITY OF NORTH RIDGEVILLE, OHIO
SCHEDULE OF REVENUES, EXPENDITURES AND
CHANGES IN FUND BALANCES – BUDGET (NON-GAAP BUDGETARY BASIS) AND ACTUAL
FOR THE YEAR ENDED DECEMBER 31, 2009

	Income Tax Fund			Variance with Final Budget Positive (Negative)
	Budget Amounts		Actual	
	Original	Final		
Revenues				
Local taxes	\$ 7,700,000	\$ 7,400,000	\$ 7,614,912	\$ 214,912
Interest	50,000	50,000	57,613	7,613
Miscellaneous	-	-	2,971	2,971
Total revenues	<u>7,750,000</u>	<u>7,450,000</u>	<u>7,675,496</u>	<u>225,496</u>
Expenditures				
Current				
General government				
Personal services	226,010	226,630	219,334	7,296
Materials and supplies	80,460	80,460	62,874	17,586
Contractual services	17,032	17,032	12,222	4,810
Capital outlay	21,775	21,775	2,110	19,665
Other	269,795	269,795	172,168	97,627
Total expenditures	<u>615,072</u>	<u>615,692</u>	<u>468,708</u>	<u>146,984</u>
Excess (deficiency) of revenues over expenditures	<u>7,134,928</u>	<u>6,834,308</u>	<u>7,206,788</u>	<u>372,480</u>
Other financing sources (uses)				
Transfers-out	(7,800,000)	(8,800,000)	(8,800,000)	-
Total other financing sources (uses)	<u>(7,800,000)</u>	<u>(8,800,000)</u>	<u>(8,800,000)</u>	<u>-</u>
Excess (deficiency) of revenues over expenditures and other financing sources (uses)	(665,072)	(1,965,692)	(1,593,212)	372,480
Prior year encumbrances	5,110	5,110	5,110	-
Fund balances, beginning of year	<u>2,433,321</u>	<u>2,433,321</u>	<u>2,433,321</u>	<u>-</u>
Fund balances, end of year	<u>\$ 1,773,359</u>	<u>\$ 472,739</u>	<u>\$ 845,219</u>	<u>\$ 372,480</u>

CITY OF NORTH RIDGEVILLE, OHIO
SCHEDULE OF REVENUES, EXPENDITURES AND
CHANGES IN FUND BALANCES – BUDGET (NON-GAAP BUDGETARY BASIS) AND ACTUAL
FOR THE YEAR ENDED DECEMBER 31, 2009

	Capital Projects Fund			Variance with Final Budget Positive (Negative)
	Budget Amounts		Actual	
	Original	Final		
Revenues				
Interest	\$ 10,000	\$ 52,000	\$ 53,300	\$ 1,300
Total revenues	<u>10,000</u>	<u>52,000</u>	<u>53,300</u>	<u>1,300</u>
Expenditures				
Capital outlay	3,896,459	4,231,459	3,853,926	377,533
Debt service				
Principal	645,330	645,330	645,328	2
Interest and fiscal charges	253,680	253,680	253,680	-
Total expenditures	<u>4,795,469</u>	<u>5,130,469</u>	<u>4,752,934</u>	<u>377,535</u>
Excess (deficiency) of revenues over expenditures	<u>(4,785,469)</u>	<u>(5,078,469)</u>	<u>(4,699,634)</u>	<u>378,835</u>
Other financing sources (uses)				
Transfers-in	1,170,000	1,320,000	1,320,000	-
Issuance of notes	2,161,000	2,526,000	2,526,000	-
Total other financing sources (uses)	<u>3,331,000</u>	<u>3,846,000</u>	<u>3,846,000</u>	<u>-</u>
Excess (deficiency) of revenues over expenditures and other financing sources (uses)	<u>(1,454,469)</u>	<u>(1,232,469)</u>	<u>(853,634)</u>	<u>378,835</u>
Prior year encumbrances	1,357,258	1,357,258	1,357,258	-
Fund balances, beginning of year	<u>125,928</u>	<u>125,928</u>	<u>125,928</u>	<u>-</u>
Fund balances, end of year	<u>\$ 28,717</u>	<u>\$ 250,717</u>	<u>\$ 629,552</u>	<u>\$ 378,835</u>

CITY OF NORTH RIDGEVILLE, OHIO
SCHEDULE OF REVENUES, EXPENSES AND
CHANGES IN FUND BALANCES – BUDGET (NON-GAAP BUDGETARY BASIS) AND ACTUAL
FOR THE YEAR ENDED DECEMBER 31, 2009

	Water Fund			Variance with Final Budget Positive (Negative)
	Budget Amounts		Actual	
	Original	Final		
Revenues				
Charges for services	\$ 3,060,000	\$ 3,080,000	\$ 3,118,840	\$ 38,840
Tap in fees	110,000	115,000	133,304	18,304
Miscellaneous	50,000	50,600	77,764	27,164
Interest income	50,000	98,000	108,439	10,439
Total revenues	<u>3,270,000</u>	<u>3,343,600</u>	<u>3,438,347</u>	<u>94,747</u>
Expenses				
Personal services	980,592	984,232	930,371	53,861
Materials and supplies	348,862	419,902	253,117	166,785
Contractual services	109,438	127,668	90,210	37,458
Capital outlay	3,572,059	3,517,719	3,415,065	102,654
Other non-operating expenses	1,583,655	1,562,495	1,303,871	258,624
Debt service				
OWDA principal	128,528	128,528	128,528	-
Note principal	320,000	320,000	320,000	-
Bond principal	221,200	221,200	115,000	106,200
Interest and fiscal charges	325,041	325,041	325,033	8
Total expenditures	<u>7,589,375</u>	<u>7,606,785</u>	<u>6,881,195</u>	<u>725,590</u>
Excess (deficiency) of revenues over expenses	<u>(4,319,375)</u>	<u>(4,263,185)</u>	<u>(3,442,848)</u>	<u>820,337</u>
Other financing sources (uses)				
Note proceeds	110,000	110,000	110,000	-
Total other financing sources (uses)	<u>110,000</u>	<u>110,000</u>	<u>110,000</u>	<u>-</u>
Excess (deficiency) of revenues over expenses and other financing sources (uses)	<u>(4,209,375)</u>	<u>(4,153,185)</u>	<u>(3,332,848)</u>	<u>820,337</u>
Prior year encumbrances	3,235,925	3,235,925	3,235,925	-
Fund balances, beginning of year	<u>3,056,131</u>	<u>3,056,131</u>	<u>3,056,131</u>	<u>-</u>
Fund balances, end of year	<u><u>\$ 2,082,681</u></u>	<u><u>\$ 2,138,871</u></u>	<u><u>\$ 2,959,208</u></u>	<u><u>\$ 820,337</u></u>

CITY OF NORTH RIDGEVILLE, OHIO
SCHEDULE OF REVENUES, EXPENSES AND
CHANGES IN FUND BALANCES – BUDGET (NON-GAAP BUDGETARY BASIS) AND ACTUAL
FOR THE YEAR ENDED DECEMBER 31, 2009

	Sewer Fund			Variance with Final Budget Positive (Negative)
	Budget Amounts		Actual	
	Original	Final		
Revenues				
Charges for services	\$ 3,907,083	\$ 4,092,163	\$ 4,437,202	\$ 345,039
Special assessments	192,000	168,000	168,733	733
Tap in fees	850,000	1,070,000	1,186,635	116,635
Miscellaneous	-	24,600	29,279	4,679
Interest income	125,500	169,700	175,734	6,034
Total revenues	5,074,583	5,524,463	5,997,583	473,120
Expenses				
Personal services	2,230,023	2,200,193	2,143,332	56,861
Materials and supplies	698,853	771,153	429,309	341,844
Contractual services	2,976,886	3,077,547	2,574,541	503,006
Capital outlay	5,104,622	5,156,862	4,069,769	1,087,093
Other	1,290,465	1,193,135	655,554	537,581
Debt service				
Note principal	8,460	8,460	8,451	9
Bond principal	980,000	980,000	980,000	-
Interest and fiscal charges	880,582	881,282	880,572	710
Total expenditures	14,169,891	14,268,632	11,741,528	2,527,104
Excess (deficiency) of revenues over expenses	(9,095,308)	(8,744,169)	(5,743,945)	3,000,224
Other financing sources (uses)				
Note proceeds	254,000	189,000	189,000	-
Total other financing sources (uses)	254,000	189,000	189,000	-
Excess (deficiency) of revenues over expenses and other financing sources (uses)	(8,841,308)	(8,555,169)	(5,554,945)	3,000,224
Prior year encumbrances	5,277,111	5,277,111	5,277,111	-
Fund balances, beginning of year	7,038,456	7,038,456	7,038,456	-
Fund balances, end of year	\$ 3,474,259	\$ 3,760,398	\$ 6,760,622	\$ 3,000,224

CITY OF NORTH RIDGEVILLE, OHIO
SCHEDULE OF REVENUES, EXPENSES AND
CHANGES IN FUND BALANCES – BUDGET (NON-GAAP BUDGETARY BASIS) AND ACTUAL
FOR THE YEAR ENDED DECEMBER 31, 2009

	Street Construction, Maintenance and Repair Fund (SCMR)			Variance with Final Budget Positive (Negative)
	Budget Amounts		Actual	
	Original	Final		
Revenues				
Intergovernmental revenue	\$ 1,085,000	\$ 1,110,000	\$ 1,141,331	\$ 31,331
Interest	3,000	2,000	2,216	216
Miscellaneous	12,000	13,000	20,717	7,717
Total revenues	<u>1,100,000</u>	<u>1,125,000</u>	<u>1,164,264</u>	<u>39,264</u>
Expenditures				
Current				
Transportation				
Streets				
Personal services	1,101,440	1,109,515	1,065,705	43,810
Materials and supplies	80,100	76,710	71,935	4,775
Contractual services	5,000	22,000	-	22,000
Traffic signals				
Materials and supplies	102,099	102,099	62,422	39,677
Total expenditures	<u>1,288,639</u>	<u>1,310,324</u>	<u>1,200,062</u>	<u>110,262</u>
Excess (deficiency) of revenues over expenditures	(188,639)	(185,324)	(35,798)	149,526
Prior year encumbrances	26,599	26,599	26,599	-
Fund balances, beginning of year	<u>162,581</u>	<u>162,581</u>	<u>162,581</u>	<u>-</u>
Fund balances, end of year	<u>\$ 541</u>	<u>\$ 3,856</u>	<u>\$ 153,382</u>	<u>\$ 149,526</u>

CITY OF NORTH RIDGEVILLE, OHIO
SCHEDULE OF REVENUES, EXPENSES AND
CHANGES IN FUND BALANCES – BUDGET (NON-GAAP BUDGETARY BASIS) AND ACTUAL
FOR THE YEAR ENDED DECEMBER 31, 2009

	State Highway Fund			Variance with Final Budget Positive (Negative)
	Budget Amounts		Actual	
	Original	Final		
Revenues				
Intergovernmental revenue	\$ 106,500	\$ 84,700	\$ 92,540	\$ 7,840
Interest	500	300	333	33
Total revenues	<u>107,000</u>	<u>85,000</u>	<u>92,873</u>	<u>7,873</u>
Expenditures				
Current				
Transportation				
Materials and supplies	108,100	101,100	92,112	8,988
Contractual services	50,000	35,000	34,693	307
Total expenditures	<u>158,100</u>	<u>136,100</u>	<u>126,805</u>	<u>9,295</u>
Excess (deficiency) of revenues over expenditures	(51,100)	(51,100)	(33,932)	17,168
Prior year encumbrances	-	-	-	-
Fund balances, beginning of year	<u>51,654</u>	<u>51,654</u>	<u>51,654</u>	<u>-</u>
Fund balances, end of year	<u>\$ 554</u>	<u>\$ 554</u>	<u>\$ 17,722</u>	<u>\$ 17,168</u>

CITY OF NORTH RIDGEVILLE, OHIO
SCHEDULE OF REVENUES, EXPENSES AND
CHANGES IN FUND BALANCES – BUDGET (NON-GAAP BUDGETARY BASIS) AND ACTUAL
FOR THE YEAR ENDED DECEMBER 31, 2009

	Motor Vehicle License Tax Fund			Variance with Final Budget Positive (Negative)
	Budget Amounts		Actual	
	Original	Final		
Revenues				
Intergovernmental revenue	\$ 417,000	\$ 427,000	\$ 442,175	\$ 15,175
Interest	1,000	1,000	2,391	1,391
Miscellaneous	-	600	5,926	5,326
Total revenues	<u>418,000</u>	<u>428,600</u>	<u>450,492</u>	<u>21,892</u>
Expenditures				
Current				
Transportation				
Personal services	223,707	225,437	224,970	467
Materials and supplies	119,755	120,635	102,078	18,557
Contractual services	66,606	72,956	56,238	16,718
Capital outlay	15,000	15,140	9,225	5,915
Other	126,730	118,510	57,722	60,788
Debt service				
Principal	6,170	6,170	6,169	1
Total expenditures	<u>557,968</u>	<u>558,848</u>	<u>456,402</u>	<u>102,446</u>
Excess (deficiency) of revenues over expenditures	(139,968)	(130,248)	(5,910)	124,338
Prior year encumbrances	16,497	16,497	16,497	-
Fund balances, beginning of year	<u>124,008</u>	<u>124,008</u>	<u>124,008</u>	<u>-</u>
Fund balances, end of year	<u>\$ 537</u>	<u>\$ 10,257</u>	<u>\$ 134,595</u>	<u>\$ 124,338</u>

CITY OF NORTH RIDGEVILLE, OHIO
SCHEDULE OF REVENUES, EXPENSES AND
CHANGES IN FUND BALANCES – BUDGET (NON-GAAP BUDGETARY BASIS) AND ACTUAL
FOR THE YEAR ENDED DECEMBER 31, 2009

	Street Levy Fund			Variance w ith Final Budget Positive (Negative)
	Budget Amounts		Actual	
	Original	Final		
Revenues				
Local taxes	\$ 1,003,312	\$ 1,003,312	\$ 986,465	\$ (16,847)
Intergovernmental revenue	199,158	199,158	205,483	6,325
Interest	6,000	6,000	18,833	12,833
Total revenues	<u>1,208,470</u>	<u>1,208,470</u>	<u>1,210,781</u>	<u>2,311</u>
Expenditures				
Current				
Transportation				
Contractual services	246,700	306,700	263,765	42,935
Capital outlay	525,487	712,487	456,966	255,521
Other	302,650	302,650	252,813	49,837
Debt service				
Principal	255,000	255,000	255,000	-
Interest and fiscal charges	22,830	22,830	22,824	6
Total expenditures	<u>1,352,667</u>	<u>1,599,667</u>	<u>1,251,368</u>	<u>348,299</u>
Excess (deficiency) of revenues over expenditures	(144,197)	(391,197)	(40,587)	350,610
Prior year encumbrances	24,336	24,336	24,336	-
Fund balances, beginning of year	<u>782,440</u>	<u>782,440</u>	<u>782,440</u>	<u>-</u>
Fund balances, end of year	<u>\$ 662,579</u>	<u>\$ 415,579</u>	<u>\$ 766,189</u>	<u>\$ 350,610</u>

CITY OF NORTH RIDGEVILLE, OHIO
SCHEDULE OF REVENUES, EXPENSES AND
CHANGES IN FUND BALANCES – BUDGET (NON-GAAP BUDGETARY BASIS) AND ACTUAL
FOR THE YEAR ENDED DECEMBER 31, 2009

	Surface Drainage Fund			Variance with Final Budget Positive (Negative)
	Budget Amounts		Actual	
	Original	Final		
Revenues				
Interest	\$ 3,000	\$ 3,000	\$ 3,364	\$ 364
Miscellaneous	136,000	126,000	139,095	13,095
Total revenues	<u>139,000</u>	<u>129,000</u>	<u>142,459</u>	<u>13,459</u>
Expenditures				
Current				
Basic utility services				
Personal services	92,135	92,355	90,170	2,185
Materials and supplies	50,000	50,000	18,750	31,250
Contractual services	36,320	36,320	8,520	27,800
Other	31,800	31,800	11,746	20,054
Debt service				
Principal	7,190	7,190	7,180	10
Total expenditures	<u>217,445</u>	<u>217,665</u>	<u>136,366</u>	<u>81,299</u>
Excess (deficiency) of revenues over expenditures	(78,445)	(88,665)	6,093	94,758
Prior year encumbrances	6,320	6,320	6,320	-
Fund balances, beginning of year	<u>190,361</u>	<u>190,361</u>	<u>190,361</u>	<u>-</u>
Fund balances, end of year	<u>\$ 118,236</u>	<u>\$ 108,016</u>	<u>\$ 202,774</u>	<u>\$ 94,758</u>

CITY OF NORTH RIDGEVILLE, OHIO
SCHEDULE OF REVENUES, EXPENSES AND
CHANGES IN FUND BALANCES – BUDGET (NON-GAAP BUDGETARY BASIS) AND ACTUAL
FOR THE YEAR ENDED DECEMBER 31, 2009

	Police Levy Fund			Variance with Final Budget Positive (Negative)
	Budget Amounts		Actual	
	Original	Final		
Revenues				
Local taxes	\$ 1,029,426	\$ 1,019,426	\$ 1,012,424	\$ (7,002)
Intergovernmental revenue	201,791	201,791	207,965	6,174
Interest	100	100	1,757	1,657
Total revenues	<u>1,231,317</u>	<u>1,221,317</u>	<u>1,222,146</u>	<u>829</u>
Expenditures				
Current				
Security of persons and property				
Personal services	1,206,030	1,206,030	1,205,152	878
Contractual services	17,100	17,100	16,960	140
Total expenditures	<u>1,223,130</u>	<u>1,223,130</u>	<u>1,222,112</u>	<u>1,018</u>
Excess (deficiency) of revenues over expenditures	8,187	(1,813)	34	1,847
Prior year encumbrances	-	-	-	-
Fund balances, beginning of year	<u>8,672</u>	<u>8,672</u>	<u>8,672</u>	<u>-</u>
Fund balances, end of year	<u>\$ 16,859</u>	<u>\$ 6,859</u>	<u>\$ 8,706</u>	<u>\$ 1,847</u>

CITY OF NORTH RIDGEVILLE, OHIO
SCHEDULE OF REVENUES, EXPENSES AND
CHANGES IN FUND BALANCES – BUDGET (NON-GAAP BUDGETARY BASIS) AND ACTUAL
FOR THE YEAR ENDED DECEMBER 31, 2009

	Police Pension Fund			Variance with Final Budget Positive (Negative)
	Budget Amounts		Actual	
	Original	Final		
Revenues				
Local taxes	\$ 189,702	\$ 187,702	\$ 186,415	\$ (1,287)
Intergovernmental revenue	35,152	35,152	36,634	1,482
Interest	100	100	340	240
Total revenues	<u>224,954</u>	<u>222,954</u>	<u>223,389</u>	<u>435</u>
Expenditures				
Current				
Security of persons and property				
Personal services	210,000	219,993	219,954	39
Contractual services	3,100	3,107	3,107	-
Total expenditures	<u>213,100</u>	<u>223,100</u>	<u>223,061</u>	<u>39</u>
Excess (deficiency) of revenues over expenditures	11,854	(146)	328	474
Prior year encumbrances	-	-	-	-
Fund balances, beginning of year	<u>4,390</u>	<u>4,390</u>	<u>4,390</u>	<u>-</u>
Fund balances, end of year	<u>\$ 16,244</u>	<u>\$ 4,244</u>	<u>\$ 4,718</u>	<u>\$ 474</u>

CITY OF NORTH RIDGEVILLE, OHIO
SCHEDULE OF REVENUES, EXPENSES AND
CHANGES IN FUND BALANCES – BUDGET (NON-GAAP BUDGETARY BASIS) AND ACTUAL
FOR THE YEAR ENDED DECEMBER 31, 2009

	Law Enforcement Trust Fund			Variance with Final Budget Positive (Negative)
	Budget Amounts		Actual	
	Original	Final		
Revenues				
Interest	\$ 200	\$ 100	\$ 107	\$ 7
Miscellaneous	4,500	4,600	5,155	555
Total revenues	<u>4,700</u>	<u>4,700</u>	<u>5,262</u>	<u>562</u>
Expenditures				
Current				
Security of persons and property				
Personal services	190	110	-	110
Materials and supplies	1,550	1,630	1,509	121
Capital outlay	4,000	4,000	3,351	649
Total expenditures	<u>5,740</u>	<u>5,740</u>	<u>4,860</u>	<u>880</u>
Excess (deficiency) of revenues over expenditures	(1,040)	(1,040)	402	1,442
Prior year encumbrances	239	239	239	-
Fund balances, beginning of year	<u>6,208</u>	<u>6,208</u>	<u>6,208</u>	<u>-</u>
Fund balances, end of year	<u>\$ 5,407</u>	<u>\$ 5,407</u>	<u>\$ 6,849</u>	<u>\$ 1,442</u>

CITY OF NORTH RIDGEVILLE, OHIO
SCHEDULE OF REVENUES, EXPENSES AND
CHANGES IN FUND BALANCES – BUDGET (NON-GAAP BUDGETARY BASIS) AND ACTUAL
FOR THE YEAR ENDED DECEMBER 31, 2009

	Local Law Enforcement Assistance Fund			Variance with Final Budget Positive (Negative)
	Budget Amounts		Actual	
	Original	Final		
Revenues				
Interest	\$ 100	\$ 100	\$ 116	\$ 16
Miscellaneous	9,800	4,300	4,400	100
Total revenues	<u>9,900</u>	<u>4,400</u>	<u>4,516</u>	<u>116</u>
Expenditures				
Current				
Security of persons and property				
Materials and supplies	500	500	-	500
Other	3,100	3,100	-	3,100
Total expenditures	<u>3,600</u>	<u>3,600</u>	<u>-</u>	<u>3,600</u>
Excess (deficiency) of revenues over expenditures	6,300	800	4,516	3,716
Prior year encumbrances	-	-	-	-
Fund balances, beginning of year	<u>3,940</u>	<u>3,940</u>	<u>3,940</u>	<u>-</u>
Fund balances, end of year	<u>\$ 10,240</u>	<u>\$ 4,740</u>	<u>\$ 8,456</u>	<u>\$ 3,716</u>

CITY OF NORTH RIDGEVILLE, OHIO
SCHEDULE OF REVENUES, EXPENSES AND
CHANGES IN FUND BALANCES – BUDGET (NON-GAAP BUDGETARY BASIS) AND ACTUAL
FOR THE YEAR ENDED DECEMBER 31, 2009

	Drug Law Enforcement Trust Fund			Variance with Final Budget Positive (Negative)
	Budget Amounts		Actual	
	Original	Final		
Revenues				
Fines, licenses, and permits	\$ 4,400	\$ 1,800	\$ 1,831	\$ 31
Interest	100	-	91	91
Total revenues	<u>4,500</u>	<u>1,800</u>	<u>1,922</u>	<u>122</u>
Expenditures				
Current				
Security of persons and property				
Materials and supplies	3,000	3,000	868	2,132
Other	500	500	-	500
Total expenditures	<u>3,500</u>	<u>3,500</u>	<u>868</u>	<u>2,632</u>
Excess (deficiency) of revenues over expenditures	1,000	(1,700)	1,054	2,754
Prior year encumbrances	-	-	-	-
Fund balances, beginning of year	<u>4,253</u>	<u>4,253</u>	<u>4,253</u>	<u>-</u>
Fund balances, end of year	<u>\$ 5,253</u>	<u>\$ 2,553</u>	<u>\$ 5,307</u>	<u>\$ 2,754</u>

CITY OF NORTH RIDGEVILLE, OHIO
 SCHEDULE OF REVENUES, EXPENSES AND
 CHANGES IN FUND BALANCES – BUDGET (NON-GAAP BUDGETARY BASIS) AND ACTUAL
 FOR THE YEAR ENDED DECEMBER 31, 2009

	DUI Enforcement and Education Trust Fund			Variance with Final Budget Positive (Negative)
	Budget Amounts		Actual	
	Original	Final		
Revenues				
Fines, licenses, and permits	\$ 16,900	\$ 15,900	\$ 17,677	\$ 1,777
Interest	300	300	395	95
Total revenues	<u>17,200</u>	<u>16,200</u>	<u>18,072</u>	<u>1,872</u>
Expenditures				
Current				
Security of persons and property				
Materials and supplies	15,500	26,500	5,308	21,192
Total expenditures	<u>15,500</u>	<u>26,500</u>	<u>5,308</u>	<u>21,192</u>
Excess (deficiency) of revenues over expenditures	1,700	(10,300)	12,764	23,064
Prior year encumbrances	500	500	500	-
Fund balances, beginning of year	<u>17,381</u>	<u>17,381</u>	<u>17,381</u>	<u>-</u>
Fund balances, end of year	<u>\$ 19,581</u>	<u>\$ 7,581</u>	<u>\$ 30,645</u>	<u>\$ 23,064</u>

CITY OF NORTH RIDGEVILLE, OHIO
SCHEDULE OF REVENUES, EXPENSES AND
CHANGES IN FUND BALANCES – BUDGET (NON-GAAP BUDGETARY BASIS) AND ACTUAL
FOR THE YEAR ENDED DECEMBER 31, 2009

	Clerk of Courts Computer Service Fund			Variance with Final Budget Positive (Negative)
	Budget Amounts		Actual	
	Original	Final		
Revenues				
Interest	\$ 900	\$ 900	\$ 1,569	\$ 669
Miscellaneous	32,600	28,500	30,763	2,263
Total revenues	<u>33,500</u>	<u>29,400</u>	<u>32,332</u>	<u>2,932</u>
Expenditures				
Current				
Security of persons and property				
Materials and supplies	10,000	10,000	2,955	7,045
Capital outlay	20,000	20,000	-	20,000
Total expenditures	<u>30,000</u>	<u>30,000</u>	<u>2,955</u>	<u>27,045</u>
Excess (deficiency) of revenues over expenditures	3,500	(600)	29,377	29,977
Prior year encumbrances	-	-	-	-
Fund balances, beginning of year	<u>84,257</u>	<u>84,257</u>	<u>84,257</u>	<u>-</u>
Fund balances, end of year	<u>\$ 87,757</u>	<u>\$ 83,657</u>	<u>\$ 113,634</u>	<u>\$ 29,977</u>

CITY OF NORTH RIDGEVILLE, OHIO
SCHEDULE OF REVENUES, EXPENSES AND
CHANGES IN FUND BALANCES – BUDGET (NON-GAAP BUDGETARY BASIS) AND ACTUAL
FOR THE YEAR ENDED DECEMBER 31, 2009

	Court Computerization Fund			Variance with Final Budget Positive (Negative)
	Budget Amounts		Actual	
	Original	Final		
Revenues				
Fines, licenses, and permits	\$ 13,900	\$ 11,900	\$ 13,188	\$ 1,288
Interest	2,100	1,900	2,002	102
Total revenues	<u>16,000</u>	<u>13,800</u>	<u>15,190</u>	<u>1,390</u>
Expenditures				
General government				
Capital outlay	10,000	10,000	7,501	2,499
Total expenditures	<u>10,000</u>	<u>10,000</u>	<u>7,501</u>	<u>2,499</u>
Excess (deficiency) of revenues over expenditures	6,000	3,800	7,689	3,889
Prior year encumbrances	1,203	1,203	1,203	-
Fund balances, beginning of year	<u>116,742</u>	<u>116,742</u>	<u>116,742</u>	<u>-</u>
Fund balances, end of year	<u><u>\$ 123,945</u></u>	<u><u>\$ 121,745</u></u>	<u><u>\$ 125,634</u></u>	<u><u>\$ 3,889</u></u>

CITY OF NORTH RIDGEVILLE, OHIO
SCHEDULE OF REVENUES, EXPENSES AND
CHANGES IN FUND BALANCES – BUDGET (NON-GAAP BUDGETARY BASIS) AND ACTUAL
FOR THE YEAR ENDED DECEMBER 31, 2009

	Fire Levy Fund			Variance with Final Budget Positive (Negative)
	Budget Amounts		Actual	
	Original	Final		
Revenues				
Local taxes	\$ 1,003,012	\$ 993,012	\$ 986,465	\$ (6,547)
Intergovernmental revenue	199,458	199,458	205,484	6,026
Interest	800	800	1,972	1,172
Miscellaneous	100	100	1,105	1,005
Total revenues	<u>1,203,370</u>	<u>1,193,370</u>	<u>1,195,026</u>	<u>1,656</u>
Expenditures				
Current				
Security of persons and property				
Personal services	1,201,560	1,215,240	1,213,094	2,146
Contractual services	16,700	16,700	16,550	150
Total expenditures	<u>1,218,260</u>	<u>1,231,940</u>	<u>1,229,644</u>	<u>2,296</u>
Excess (deficiency) of revenues over expenditures	(14,890)	(38,570)	(34,618)	3,952
Prior year encumbrances	-	-	-	-
Fund balances, beginning of year	<u>41,748</u>	<u>41,748</u>	<u>41,748</u>	<u>-</u>
Fund balances, end of year	<u>\$ 26,858</u>	<u>\$ 3,178</u>	<u>\$ 7,130</u>	<u>\$ 3,952</u>

CITY OF NORTH RIDGEVILLE, OHIO
SCHEDULE OF REVENUES, EXPENSES AND
CHANGES IN FUND BALANCES – BUDGET (NON-GAAP BUDGETARY BASIS) AND ACTUAL
FOR THE YEAR ENDED DECEMBER 31, 2009

	Fire Pension Fund			Variance with Final Budget Positive (Negative)
	Budget Amounts		Actual	
	Original	Final		
Revenues				
Local taxes	\$ 189,702	\$ 187,702	\$ 186,415	\$ (1,287)
Intergovernmental revenue	35,352	35,352	36,634	1,282
Interest	200	200	344	144
Total revenues	<u>225,254</u>	<u>223,254</u>	<u>223,393</u>	<u>139</u>
Expenditures				
Current				
Security of persons and property				
Personal services	220,000	229,993	229,900	93
Contractual services	3,100	3,107	3,107	-
Total expenditures	<u>223,100</u>	<u>233,100</u>	<u>233,007</u>	<u>93</u>
Excess (deficiency) of revenues over expenditures	2,154	(9,846)	(9,614)	232
Prior year encumbrances	-	-	-	-
Fund balances, beginning of year	<u>13,719</u>	<u>13,719</u>	<u>13,719</u>	<u>-</u>
Fund balances, end of year	<u>\$ 15,873</u>	<u>\$ 3,873</u>	<u>\$ 4,105</u>	<u>\$ 232</u>

CITY OF NORTH RIDGEVILLE, OHIO
SCHEDULE OF REVENUES, EXPENSES AND
CHANGES IN FUND BALANCES – BUDGET (NON-GAAP BUDGETARY BASIS) AND ACTUAL
FOR THE YEAR ENDED DECEMBER 31, 2009

	Paramedic Levy Fund			Variance with Final Budget Positive (Negative)
	Budget Amounts		Actual	
	Original	Final		
Revenues				
Local taxes	\$ 904,091	\$ 894,991	\$ 889,133	\$ (5,858)
Intergovernmental revenue	178,689	178,689	183,965	5,276
Interest	4,000	4,000	4,834	834
Miscellaneous	-	-	373	373
Total revenues	<u>1,086,780</u>	<u>1,077,680</u>	<u>1,078,305</u>	<u>625</u>
Expenditures				
Current				
Security of persons and property				
Personal services	1,099,280	1,126,990	1,105,278	21,712
Materials and supplies	29,194	29,194	11,828	17,366
Contractual services	19,100	21,030	19,316	1,714
Other	28,913	28,873	17,309	11,564
Total expenditures	<u>1,176,487</u>	<u>1,206,087</u>	<u>1,153,731</u>	<u>52,356</u>
Excess (deficiency) of revenues over expenditures	(89,707)	(128,407)	(75,426)	52,981
Prior year encumbrances	1,557	1,557	1,557	-
Fund balances, beginning of year	<u>257,619</u>	<u>257,619</u>	<u>257,619</u>	<u>-</u>
Fund balances, end of year	<u>\$ 169,469</u>	<u>\$ 130,769</u>	<u>\$ 183,750</u>	<u>\$ 52,981</u>

CITY OF NORTH RIDGEVILLE, OHIO
SCHEDULE OF REVENUES, EXPENSES AND
CHANGES IN FUND BALANCES – BUDGET (NON-GAAP BUDGETARY BASIS) AND ACTUAL
FOR THE YEAR ENDED DECEMBER 31, 2009

	Ambulance Fund			Variance with Final Budget Positive (Negative)
	Budget Amounts		Actual	
	Original	Final		
Revenues				
Charges for services	\$ 500,000	\$ 510,000	\$ 534,514	\$ 24,514
Interest	7,000	7,000	7,265	265
Miscellaneous	-	-	88	88
Total revenues	<u>507,000</u>	<u>517,000</u>	<u>541,867</u>	<u>24,867</u>
Expenditures				
Current				
Security of persons and property				
Personal services	239,100	239,730	231,902	7,828
Materials and supplies	35,500	37,280	26,768	10,512
Contractual services	292,547	291,487	269,577	21,910
Capital outlay	34,000	35,700	35,526	174
Other	10,500	33,280	1,330	31,950
Total expenditures	<u>611,647</u>	<u>637,477</u>	<u>565,103</u>	<u>72,374</u>
Excess (deficiency) of revenues over expenditures	(104,647)	(120,477)	(23,236)	97,241
Prior year encumbrances	41,956	41,956	41,956	-
Fund balances, beginning of year	<u>367,522</u>	<u>367,522</u>	<u>367,522</u>	<u>-</u>
Fund balances, end of year	<u>\$ 304,831</u>	<u>\$ 289,001</u>	<u>\$ 386,242</u>	<u>\$ 97,241</u>

CITY OF NORTH RIDGEVILLE, OHIO
SCHEDULE OF REVENUES, EXPENSES AND
CHANGES IN FUND BALANCES – BUDGET (NON-GAAP BUDGETARY BASIS) AND ACTUAL
FOR THE YEAR ENDED DECEMBER 31, 2009

	State Grants Fund			Variance with Final Budget Positive (Negative)
	Budget Amounts		Actual	
	Original	Final		
Revenues				
Intergovernmental revenue	\$ 282,000	\$ 107,000	\$ 107,412	\$ 412
Total revenues	<u>282,000</u>	<u>107,000</u>	<u>107,412</u>	<u>412</u>
Expenditures				
Current				
General government				
Contractual services	284,040	129,740	127,461	2,279
Total expenditures	<u>284,040</u>	<u>129,740</u>	<u>127,461</u>	<u>2,279</u>
Excess (deficiency) of revenues over expenditures	(2,040)	(22,740)	(20,049)	2,691
Prior year encumbrances	200	200	200	-
Fund balances, beginning of year	<u>83,198</u>	<u>83,198</u>	<u>83,198</u>	<u>-</u>
Fund balances, end of year	<u><u>\$ 81,358</u></u>	<u><u>\$ 60,658</u></u>	<u><u>\$ 63,349</u></u>	<u><u>\$ 2,691</u></u>

CITY OF NORTH RIDGEVILLE, OHIO
SCHEDULE OF REVENUES, EXPENSES AND
CHANGES IN FUND BALANCES – BUDGET (NON-GAAP BUDGETARY BASIS) AND ACTUAL
FOR THE YEAR ENDED DECEMBER 31, 2009

	Federal Grants Fund			Variance with Final Budget Positive (Negative)
	Budget Amounts		Actual	
	Original	Final		
Revenues				
Intergovernmental revenue	\$ 310,469	\$ 370,369	\$ 419,635	\$ 49,266
Interest	5,000	7,500	7,627	127
Total revenues	<u>315,469</u>	<u>377,869</u>	<u>427,262</u>	<u>49,393</u>
Expenditures				
Current				
Community development				
Contractual services	<u>321,519</u>	<u>408,613</u>	<u>385,553</u>	<u>23,060</u>
Total expenditures	<u>321,519</u>	<u>408,613</u>	<u>385,553</u>	<u>23,060</u>
Excess (deficiency) of revenues over expenditures	<u>(6,050)</u>	<u>(30,744)</u>	<u>41,709</u>	<u>72,453</u>
Other financing sources (uses)				
Advances-in	150,000	150,000	150,000	-
Advances-out	<u>(215,000)</u>	<u>(215,000)</u>	<u>(215,000)</u>	<u>-</u>
Total other financing sources (uses)	<u>(65,000)</u>	<u>(65,000)</u>	<u>(65,000)</u>	<u>-</u>
Excess (deficiency) of revenues over expenditures and other financing sources (uses)	(71,050)	(95,744)	(23,291)	72,453
Prior year encumbrances	116,400	116,400	116,400	-
Fund balances, beginning of year	<u>5,259</u>	<u>5,259</u>	<u>5,259</u>	<u>-</u>
Fund balances, end of year	<u>\$ 50,609</u>	<u>\$ 25,915</u>	<u>\$ 98,368</u>	<u>\$ 72,453</u>

CITY OF NORTH RIDGEVILLE, OHIO
SCHEDULE OF REVENUES, EXPENSES AND
CHANGES IN FUND BALANCES – BUDGET (NON-GAAP BUDGETARY BASIS) AND ACTUAL
FOR THE YEAR ENDED DECEMBER 31, 2009

	Cemetery Fund			Variance with Final Budget Positive (Negative)
	Budget Amounts		Actual	
	Original	Final		
Revenues				
Charges for services	\$ 21,000	\$ 22,900	\$ 25,250	\$ 2,350
Interest	2,000	2,000	2,449	449
Miscellaneous	-	1,700	1,775	75
Total revenues	<u>23,000</u>	<u>26,600</u>	<u>29,474</u>	<u>2,874</u>
Expenditures				
Current				
Public health and welfare				
Materials and supplies	5,500	5,500	2,732	2,768
Capital outlay	-	12,000	9,923	2,077
Other	10,500	10,500	-	10,500
Total expenditures	<u>16,000</u>	<u>28,000</u>	<u>12,655</u>	<u>15,345</u>
Excess (deficiency) of revenues over expenditures	7,000	(1,400)	16,819	18,219
Prior year encumbrances	-	-	-	-
Fund balances, beginning of year	<u>139,089</u>	<u>139,089</u>	<u>139,089</u>	<u>-</u>
Fund balances, end of year	<u>\$ 146,089</u>	<u>\$ 137,689</u>	<u>\$ 155,908</u>	<u>\$ 18,219</u>

CITY OF NORTH RIDGEVILLE, OHIO
SCHEDULE OF REVENUES, EXPENSES AND
CHANGES IN FUND BALANCES – BUDGET (NON-GAAP BUDGETARY BASIS) AND ACTUAL
FOR THE YEAR ENDED DECEMBER 31, 2009

	Park and Recreation Trust Fund			Variance with Final Budget Positive (Negative)
	Budget Amounts		Actual	
	Original	Final		
Revenues				
Charges for services	\$ 140,000	\$ 123,000	\$ 133,564	\$ 10,564
Interest	1,000	1,000	1,580	580
Miscellaneous	-	-	390	390
Total revenues	<u>141,000</u>	<u>124,000</u>	<u>135,534</u>	<u>11,534</u>
Expenditures				
Current				
Leisure time activities				
Personal services	4,580	4,580	3,759	821
Contractual services	62,000	69,702	63,125	6,577
Other	95,885	88,183	79,224	8,959
Total expenditures	<u>162,465</u>	<u>162,465</u>	<u>146,108</u>	<u>16,357</u>
Excess (deficiency) of revenues over expenditures	(21,465)	(38,465)	(10,574)	27,891
Prior year encumbrances	186	186	186	-
Fund balances, beginning of year	<u>83,351</u>	<u>83,351</u>	<u>83,351</u>	<u>-</u>
Fund balances, end of year	<u>\$ 62,072</u>	<u>\$ 45,072</u>	<u>\$ 72,963</u>	<u>\$ 27,891</u>

CITY OF NORTH RIDGEVILLE, OHIO
SCHEDULE OF REVENUES, EXPENSES AND
CHANGES IN FUND BALANCES – BUDGET (NON-GAAP BUDGETARY BASIS) AND ACTUAL
FOR THE YEAR ENDED DECEMBER 31, 2009

	Park and Recreation Improvement Fund			Variance with Final Budget Positive (Negative)
	Budget Amounts		Actual	
	Original	Final		
Revenues				
Fines, licenses, and permits	\$ 60,000	\$ 55,500	\$ 60,000	\$ 4,500
Interest	2,000	2,000	2,624	624
Miscellaneous	-	-	1,331	1,331
Total revenues	<u>62,000</u>	<u>57,500</u>	<u>63,955</u>	<u>6,455</u>
Expenditures				
Current				
Leisure time activity				
Capital outlay	74,500	174,500	93,538	80,962
Total expenditures	<u>74,500</u>	<u>174,500</u>	<u>93,538</u>	<u>80,962</u>
Excess (deficiency) of revenues over expenditures	(12,500)	(117,000)	(29,583)	87,417
Prior year encumbrances	24,500	24,500	24,500	-
Fund balances, beginning of year	<u>124,797</u>	<u>124,797</u>	<u>124,797</u>	<u>-</u>
Fund balances, end of year	<u>\$ 136,797</u>	<u>\$ 32,297</u>	<u>\$ 119,714</u>	<u>\$ 87,417</u>

CITY OF NORTH RIDGEVILLE, OHIO
SCHEDULE OF REVENUES, EXPENSES AND
CHANGES IN FUND BALANCES – BUDGET (NON-GAAP BUDGETARY BASIS) AND ACTUAL
FOR THE YEAR ENDED DECEMBER 31, 2009

	Senior Citizens Title III Fund			Variance with Final Budget Positive (Negative)
	Budget Amounts		Actual	
	Original	Final		
Revenues				
Intergovernmental	\$ 29,068	\$ 31,068	\$ 31,805	\$ 737
Interest	50	50	91	41
Total revenues	<u>29,118</u>	<u>31,118</u>	<u>31,896</u>	<u>778</u>
Expenditures				
Current				
Public health and welfare				
Personal services	32,960	32,960	29,757	3,203
Materials and supplies	-	-	-	-
Total expenditures	<u>32,960</u>	<u>32,960</u>	<u>29,757</u>	<u>3,203</u>
Excess (deficiency) of revenues over expenditures	(3,842)	(1,842)	2,139	3,981
Prior year encumbrances	-	-	-	-
Fund balances, beginning of year	<u>4,654</u>	<u>4,654</u>	<u>4,654</u>	<u>-</u>
Fund balances, end of year	<u>\$ 812</u>	<u>\$ 2,812</u>	<u>\$ 6,793</u>	<u>\$ 3,981</u>

CITY OF NORTH RIDGEVILLE, OHIO
SCHEDULE OF REVENUES, EXPENSES AND
CHANGES IN FUND BALANCES – BUDGET (NON-GAAP BUDGETARY BASIS) AND ACTUAL
FOR THE YEAR ENDED DECEMBER 31, 2009

	Solid Waste Management Fund			Variance with Final Budget Positive (Negative)
	Budget Amounts		Actual	
	Original	Final		
Revenues				
Charges for services	\$ 2,045,000	\$ 2,027,000	\$ 2,089,960	\$ 62,960
Interest	2,000	2,000	2,373	373
Miscellaneous	-	-	999	999
Total revenues	<u>2,047,000</u>	<u>2,029,000</u>	<u>2,093,332</u>	<u>64,332</u>
Expenditures				
Current				
Basic utility services				
Personal services	92,100	92,310	89,802	2,508
Materials and supplies	39,503	38,703	21,537	17,166
Contractual services	1,981,531	1,951,531	1,917,906	33,625
Capital outlay	-	1,880	1,876	4
Other	45,596	44,516	41,012	3,504
Total expenditures	<u>2,158,730</u>	<u>2,128,940</u>	<u>2,072,133</u>	<u>56,807</u>
Excess (deficiency) of revenues over expenditures	(111,730)	(99,940)	21,199	121,139
Prior year encumbrances	2,080	2,080	2,080	-
Fund balance, beginning of year	<u>110,635</u>	<u>110,635</u>	<u>110,635</u>	<u>-</u>
Fund balance, end of year	<u>\$ 985</u>	<u>\$ 12,775</u>	<u>\$ 133,914</u>	<u>\$ 121,139</u>

CITY OF NORTH RIDGEVILLE, OHIO
SCHEDULE OF REVENUES, EXPENSES AND
CHANGES IN FUND BALANCES – BUDGET (NON-GAAP BUDGETARY BASIS) AND ACTUAL
FOR THE YEAR ENDED DECEMBER 31, 2009

	General Obligation Bond Retirement Fund			Variance with Final Budget Positive (Negative)
	Budget Amounts		Actual	
	Original	Final		
Revenues				
TIF assessments	\$ 30,000	\$ 100,300	\$ 100,381	\$ 81
Interest	600	2,000	2,592	592
Miscellaneous	9,453	9,453	9,453	-
Total revenues	<u>40,053</u>	<u>111,753</u>	<u>112,426</u>	<u>673</u>
Expenditures				
Debt service				
Principal	77,500	77,500	77,500	-
Interest and fiscal charges	33,812	33,812	20,941	12,871
Total expenditures	<u>111,312</u>	<u>111,312</u>	<u>98,441</u>	<u>12,871</u>
Excess (deficiency) of revenues over expenditures	<u>(71,259)</u>	<u>441</u>	<u>13,985</u>	<u>13,544</u>
Other financing sources (uses)				
Premium	-	4,400	4,425	25
Total other financing sources (uses)	<u>-</u>	<u>4,400</u>	<u>4,425</u>	<u>25</u>
Excess (deficiency) of revenues over expenditures and other financing sources (uses)	<u>(71,259)</u>	<u>4,841</u>	<u>18,410</u>	<u>13,569</u>
Prior year encumbrances	-	-	-	-
Fund balance, beginning of year	<u>107,648</u>	<u>107,648</u>	<u>107,648</u>	<u>-</u>
Fund balances, end of year	<u>\$ 36,389</u>	<u>\$ 112,489</u>	<u>\$ 126,058</u>	<u>\$ 13,569</u>

CITY OF NORTH RIDGEVILLE, OHIO
SCHEDULE OF REVENUES, EXPENSES AND
CHANGES IN FUND BALANCES – BUDGET (NON-GAAP BUDGETARY BASIS) AND ACTUAL
FOR THE YEAR ENDED DECEMBER 31, 2009

	Special Assessment Bond Retirement Fund			Variance with Final Budget Positive (Negative)
	Budget Amounts		Actual	
	Original	Final		
Revenues				
Special assessments	\$ 30,000	\$ 37,700	\$ 37,738	\$ 38
Interest	1,500	2,200	2,393	193
Total revenues	<u>31,500</u>	<u>39,900</u>	<u>40,131</u>	<u>231</u>
Expenditures				
Debt service				
Principal	25,000	25,000	25,000	-
Interest and fiscal charges	8,480	8,680	8,494	186
Total expenditures	<u>33,480</u>	<u>33,680</u>	<u>33,494</u>	<u>186</u>
Excess (deficiency) of revenues over expenditures	(1,980)	6,220	6,637	417
Prior year encumbrances	-	-	-	-
Fund balance, beginning of year	<u>127,659</u>	<u>127,659</u>	<u>127,659</u>	<u>-</u>
Fund balances, end of year	<u>\$ 125,679</u>	<u>\$ 133,879</u>	<u>\$ 134,296</u>	<u>\$ 417</u>

CITY OF NORTH RIDGEVILLE, OHIO
 SCHEDULE OF REVENUES, EXPENSES AND
 CHANGES IN FUND BALANCES – BUDGET (NON-GAAP BUDGETARY BASIS) AND ACTUAL
 FOR THE YEAR ENDED DECEMBER 31, 2009

	Issue II Fund			Variance w ith Final Budget Positive (Negative)
	Budget Amounts		Actual	
	Original	Final		
Revenues				
Intergovernmental revenue	\$ 1,132,350	\$ 243,018	\$ 243,018	\$ -
Total revenues	<u>1,132,350</u>	<u>243,018</u>	<u>243,018</u>	<u>-</u>
Expenditures				
Capital outlay	1,132,350	243,018	243,018	-
Total expenditures	<u>1,132,350</u>	<u>243,018</u>	<u>243,018</u>	<u>-</u>
Excess (deficiency) of revenues over expenditures	-	-	-	-
Fund balances, beginning of year	-	-	-	-
Fund balances, end of year	<u>\$ -</u>	<u>\$ -</u>	<u>\$ -</u>	<u>\$ -</u>

CITY OF NORTH RIDGEVILLE, OHIO
SCHEDULE OF REVENUES, EXPENSES AND
CHANGES IN FUND BALANCES – BUDGET (NON-GAAP BUDGETARY BASIS) AND ACTUAL
FOR THE YEAR ENDED DECEMBER 31, 2009

	Self-Insurance Fund			Variance with Final Budget Positive (Negative)
	Budget Amounts		Actual	
	Original	Final		
Revenues				
Charges for services	\$ 2,300,000	\$ 2,360,000	\$ 2,365,433	\$ 5,433
Interest income	5,000	8,000	8,335	335
Total revenues	<u>2,305,000</u>	<u>2,368,000</u>	<u>2,373,768</u>	<u>5,768</u>
Expenses				
Other operating expenses	<u>2,670,971</u>	<u>2,860,971</u>	<u>2,796,842</u>	<u>64,129</u>
Total expenses	<u>2,670,971</u>	<u>2,860,971</u>	<u>2,796,842</u>	<u>64,129</u>
Excess (deficiency) of revenues over expenses	(365,971)	(492,971)	(423,074)	69,897
Prior year encumbrances	155,971	155,971	155,971	-
Fund balances, beginning of year	<u>340,746</u>	<u>340,746</u>	<u>340,746</u>	<u>-</u>
Fund balances, end of year	<u>\$ 130,746</u>	<u>\$ 3,746</u>	<u>\$ 73,643</u>	<u>\$ 69,897</u>

STATISTICAL SECTION

This part of the City's comprehensive annual financial report presents detailed information as a context for understanding what the information in the financial statements, note disclosures and required supplementary information says about the City's overall financial health.

Contents	Page
Financial Trends These schedules contain trend information to help the reader understand how the City's financial performance and well-being have changed over time.	S 2
Revenue Capacity These schedules contain information to help the reader assess the City's most significant local revenue sources, property tax and municipal income tax.	S 10
Debt Capacity These schedules present information to help the reader assess the affordability of the City's current levels of outstanding debt and the City's ability to issue additional debt in the future.	S 17
Demographic and Economic Information These schedules offer demographic and economic indicators to help the reader understand the environment within which the City's financial activities take place.	S 22
Operating Information These schedules contain information about the City's operations and resources to help the reader understand how the City's financial information relates to the services the City provides and the activities it performs.	S 24

Sources: Unless otherwise noted, the information in these schedules is derived from the comprehensive annual financial reports for the relevant year. The City implemented GASB Statement No. 34 in 2003; schedules presenting government-wide information include information beginning in that year.

City of North Ridgeville, Ohio
Net Assets by Component
Last Seven Years
(Accrual Basis of Accounting)

	<u>2009</u>	<u>2008</u>	<u>2007</u>	<u>2006</u>	<u>2005</u>	<u>2004</u>	<u>2003</u>
Governmental activities							
Invested in capital assets, net of related debt	\$ 56,582,855	\$ 57,741,872	\$ 56,744,157	\$ 53,758,265	\$ 42,063,301	\$ 35,374,469	\$ 35,918,266
Restricted	5,577,303	5,741,588	5,789,465	4,285,461	4,442,278	3,585,061	3,721,616
Unrestricted	4,855,626	5,593,150	7,640,448	8,620,491	5,891,450	4,650,578	3,336,131
Total governmental activities net assets	<u>\$ 67,015,784</u>	<u>\$ 69,076,610</u>	<u>\$ 70,174,070</u>	<u>\$ 66,664,217</u>	<u>\$ 52,397,029</u>	<u>\$ 43,610,108</u>	<u>\$ 42,976,013</u>
Business-type activities							
Invested in capital assets, net of related debt	\$ 51,390,803	\$ 50,892,182	\$ 49,678,959	\$ 48,614,828	\$ 42,496,786	\$ 37,810,231	\$ 36,852,258
Unrestricted	14,866,702	17,021,198	17,859,134	17,189,627	13,386,101	12,473,264	11,405,636
Total governmental activities net assets	<u>\$ 66,257,505</u>	<u>\$ 67,913,380</u>	<u>\$ 67,538,093</u>	<u>\$ 65,804,455</u>	<u>\$ 55,882,887</u>	<u>\$ 50,283,495</u>	<u>\$ 48,257,894</u>
Primary government							
Invested in capital assets, net of related debt	\$ 107,973,658	\$ 108,634,054	\$ 106,423,116	\$ 102,373,093	\$ 84,560,087	\$ 73,184,700	\$ 72,770,524
Restricted	5,577,303	5,741,588	5,789,465	4,285,461	4,442,278	3,585,061	3,721,616
Unrestricted	19,722,328	22,614,348	25,499,582	25,810,118	19,277,551	17,123,842	14,741,767
Total primary government net assets	<u>\$ 133,273,289</u>	<u>\$ 136,989,990</u>	<u>\$ 137,712,163</u>	<u>\$ 132,468,672</u>	<u>\$ 108,279,916</u>	<u>\$ 93,893,603</u>	<u>\$ 91,233,907</u>

Notes: The City began to report accrual information when it implemented GASB Statement 34 in fiscal year 2003.

Years 2004 and 2003 have been restated to reflect the effects of prior period adjustments recorded in 2005 and 2004.

City of North Ridgeville, Ohio
Expenses and Program Revenues
Last Seven Years
(Accrual Basis of Accounting)

	2009	2008	2007	2006	2005	2004	2003
Expenses							
Governmental activities							
Security of persons and property	\$ 10,642,211	\$ 10,480,106	\$ 9,516,878	\$ 8,370,466	\$ 7,738,519	\$ 7,131,439	\$ 7,582,912
Public health and welfare	438,424	419,527	386,746	359,493	327,045	308,054	322,691
Leisure time activities	426,346	437,223	384,355	370,128	333,742	367,623	361,321
Community environment	1,461,279	1,573,541	1,439,878	1,384,079	1,208,247	1,184,649	1,162,529
Transportation	6,372,633	6,388,903	5,596,613	4,557,368	4,516,848	4,662,454	7,186,175
General government	6,259,737	5,747,511	6,536,677	5,387,099	4,657,496	4,258,749	3,780,449
Interest	321,447	342,242	306,226	350,841	115,712	216,487	421,020
Other operating	-	-	-	-	-	91,786	-
Total governmental activities expenses	<u>25,922,077</u>	<u>25,389,053</u>	<u>24,167,373</u>	<u>20,779,474</u>	<u>18,897,609</u>	<u>18,221,241</u>	<u>20,817,097</u>
Business-type activities							
Water	3,475,600	3,666,817	3,191,223	3,037,610	2,828,087	2,692,597	2,674,856
Sewer	8,393,945	7,076,010	6,460,334	6,235,660	5,280,013	5,228,421	4,371,621
Total business-type activities expenses	<u>11,869,545</u>	<u>10,742,827</u>	<u>9,651,557</u>	<u>9,273,270</u>	<u>8,108,100</u>	<u>7,921,018</u>	<u>7,046,477</u>
Total primary government expenses	<u>\$ 37,791,622</u>	<u>\$ 36,131,880</u>	<u>\$ 33,818,930</u>	<u>\$ 30,052,744</u>	<u>\$ 27,005,709</u>	<u>\$ 26,142,259</u>	<u>\$ 27,863,574</u>
Program Revenues							
Governmental activities							
Charges for services and sales							
Security of persons and property	\$ 1,261,613	\$ 1,171,193	\$ 1,162,188	\$ 343,127	\$ 862,359	\$ 156,765	\$ 368,446
Public health and welfare	27,025	26,360	17,175	46,300	22,240	22,539	28,965
Leisure time activities	195,285	209,039	207,239	195,385	239,182	214,191	193,242
Community environment	608,846	438,324	532,004	732,977	908,381	682,472	669,590
Transportation	-	145,633	187,366	234,274	355,950	966,005	228,378
General government	2,484,044	2,058,316	2,225,313	2,064,207	1,432,699	1,440,833	1,725,486
Operating grants, interest and contributions	2,258,787	2,084,047	2,741,773	2,283,095	2,228,487	1,661,075	344,822
Capital grants and contributions	1,870,334	2,378,816	5,512,773	13,670,417	8,418,961	1,707,417	6,477,132
Total governmental activities program revenues	<u>8,705,934</u>	<u>8,511,728</u>	<u>12,585,831</u>	<u>19,569,782</u>	<u>14,468,259</u>	<u>6,851,297</u>	<u>10,036,061</u>
Business-type activities							
Charges for services							
Water	3,181,204	2,876,563	2,851,335	2,712,571	2,897,841	2,377,185	2,242,054
Sewer	4,619,780	4,769,719	4,766,393	4,148,040	4,322,741	3,727,977	3,448,258
Capital grants and contributions	2,159,513	3,004,039	3,003,730	11,545,108	5,956,054	3,606,568	6,846,291
Total business-type program revenues	<u>9,960,497</u>	<u>10,650,321</u>	<u>10,621,458</u>	<u>18,405,719</u>	<u>13,176,636</u>	<u>9,711,730</u>	<u>12,536,603</u>
Total primary government program revenues	<u>\$ 18,666,431</u>	<u>\$ 19,162,049</u>	<u>\$ 23,207,289</u>	<u>\$ 37,975,501</u>	<u>\$ 27,644,895</u>	<u>\$ 16,563,027</u>	<u>\$ 22,572,664</u>

Notes: The City began to report accrual information when it implemented GASB Statement 34 in fiscal year 2003.

Years 2004 and 2003 have been restated to reflect the effects of prior period adjustments recorded in 2005 and 2004.

City of North Ridgeville, Ohio
Net (Expense) / Revenue, General Revenues and Total Change in Net Assets
Last Seven Years
(Accrual Basis of Accounting)

	2009	2008	2007	2006	2005	2004	2003
Net (expense) / revenue							
Governmental activities	\$ (17,216,143)	\$ (16,877,325)	\$ (11,581,542)	\$ (1,209,692)	\$ (4,429,350)	\$ (11,369,944)	\$ (10,781,036)
Business-type activities	(1,909,048)	(92,506)	969,901	9,132,449	5,068,536	1,790,712	5,490,126
Total primary government net (expense) revenue	<u>(19,125,191)</u>	<u>(16,969,831)</u>	<u>(10,611,641)</u>	<u>7,922,757</u>	<u>639,186</u>	<u>(9,579,232)</u>	<u>(5,290,910)</u>
General revenues and other changes in net assets							
Governmental activities							
Taxes							
Property taxes	5,254,735	5,345,345	5,428,764	5,836,564	4,487,783	3,853,427	3,661,533
Municipal income taxes	7,454,586	7,846,955	7,414,000	7,820,157	7,553,084	6,769,677	6,055,356
Unrestricted grants and entitlements	1,968,859	2,208,505	1,370,833	1,262,355	805,251	1,314,266	2,135,898
Investment earnings	184,515	339,232	606,740	476,316	220,114	66,669	158,160
Miscellaneous	292,622	39,828	271,058	81,488	150,039	-	17,349
Total governmental activities	<u>15,155,317</u>	<u>15,779,865</u>	<u>15,091,395</u>	<u>15,476,880</u>	<u>13,216,271</u>	<u>12,004,039</u>	<u>12,028,296</u>
Business-type activities							
Investment earnings	253,173	467,793	763,737	789,119	509,592	233,774	149,702
Miscellaneous	-	-	-	-	21,264	1,115	-
Total business-type activities	<u>253,173</u>	<u>467,793</u>	<u>763,737</u>	<u>789,119</u>	<u>530,856</u>	<u>234,889</u>	<u>149,702</u>
Change in net assets							
Governmental activities	(2,060,826)	(1,097,460)	3,509,853	14,267,188	8,786,921	634,095	1,247,260
Business-type activities	(1,655,875)	375,287	1,733,638	9,921,568	5,599,392	2,025,601	5,639,828
Total primary government	<u>\$ (3,716,701)</u>	<u>\$ (722,173)</u>	<u>\$ 5,243,491</u>	<u>\$ 24,188,756</u>	<u>\$ 14,386,313</u>	<u>\$ 2,659,696</u>	<u>\$ 6,887,088</u>

Notes: The City began to report accrual information when it implemented GASB Statement 34 in fiscal year 2003.
Years 2004 and 2003 have been restated to reflect the effects of prior period adjustments recorded in 2005 and 2004.

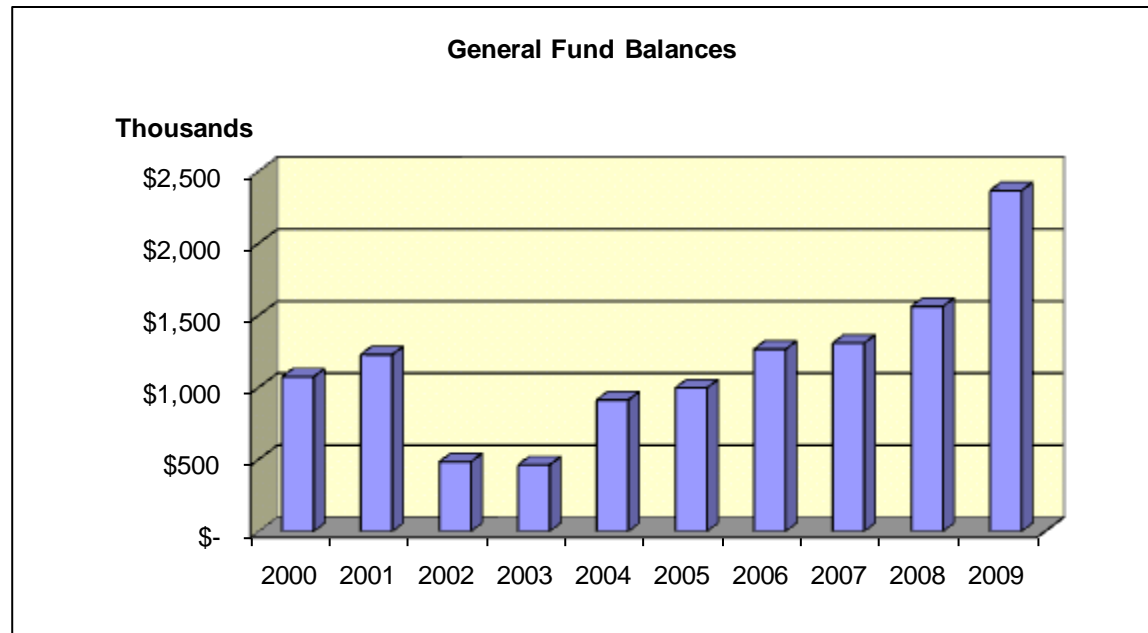
City of North Ridgeville, Ohio
Program Revenues by Function / Program
Last Seven Years
(Accrual Basis of Accounting)

Function / program	2009	2008	2007	2006	2005	2004	2003
Governmental activities							
Security of persons and property	\$ 1,277,284	\$ 1,190,283	\$ 1,756,233	\$ 824,129	\$ 919,120	\$ 163,550	\$ 368,446
Public health and welfare	58,509	57,905	50,341	122,541	122,017	22,539	61,468
Leisure time activities	253,628	209,039	217,239	210,635	260,432	214,191	193,242
Community environment	896,070	704,186	812,869	974,345	1,191,056	682,472	669,590
Transportation	3,621,598	4,150,573	7,418,615	15,254,364	10,412,894	3,724,165	6,615,510
General government	2,598,845	2,199,742	2,330,534	2,183,768	1,562,740	2,044,380	2,127,805
Total governmental activities	<u>8,705,934</u>	<u>8,511,728</u>	<u>12,585,831</u>	<u>19,569,782</u>	<u>14,468,259</u>	<u>6,851,297</u>	<u>10,036,061</u>
Business-type activities							
Water	3,643,556	3,488,591	3,804,511	4,916,004	4,871,313	3,646,274	3,964,173
Sewer	6,316,941	7,161,730	6,816,947	13,489,715	8,305,323	6,065,456	8,572,430
Total business-type activities	<u>9,960,497</u>	<u>10,650,321</u>	<u>10,621,458</u>	<u>18,405,719</u>	<u>13,176,636</u>	<u>9,711,730</u>	<u>12,536,603</u>
Total primary government	<u>\$ 18,666,431</u>	<u>\$ 19,162,049</u>	<u>\$ 23,207,289</u>	<u>\$ 37,975,501</u>	<u>\$ 27,644,895</u>	<u>\$ 16,563,027</u>	<u>\$ 22,572,664</u>

Note: The City began to report accrual information when it implemented GASB Statement 34 in fiscal year 2003.

City of North Ridgeville, Ohio
 Governmental Funds Fund Balances
 Last Ten Years
 (Modified Accrual Basis of Accounting)

	2009	2008	2007	2006	2005	2004	2003	2002	2001	2000
General Fund										
Reserved	\$ 124,217	\$ 463,552	\$ 187,828	\$ 341,046	\$ 180,941	\$ 212,814	\$ 140,677	\$ 166,015	\$ 91,059	\$ 240,687
Unreserved	2,241,155	1,097,996	1,119,230	923,655	815,181	699,322	320,729	317,379	1,136,126	832,131
Total general fund	\$ 2,365,372	\$ 1,561,548	\$ 1,307,058	\$ 1,264,701	\$ 996,122	\$ 912,136	\$ 461,406	\$ 483,394	\$ 1,227,185	\$ 1,072,818
All Other Governmental Funds										
Reserved	\$ 747,984	\$ 1,594,856	\$ 1,164,915	\$ 364,948	\$ 210,522	\$ 546,831	\$ 235,177	\$ 344,536	\$ 611,904	\$ 341,210
Unreserved, reported in										
Special revenue funds	3,975,247	4,939,999	5,779,872	5,081,969	4,406,893	3,061,846	3,012,263	2,452,331	2,175,918	2,603,044
Debt service funds	260,354	235,307	355,320	380,859	366,452	397,025	895,364	545,363	712,426	807,849
Capital projects funds	655,911	677,112	295,657	(744,205)	(1,625,747)	(545,039)	57,368	856,775	523,935	(898,802)
Total all other governmental funds	\$ 5,639,496	\$ 7,447,274	\$ 7,595,764	\$ 5,083,571	\$ 3,358,120	\$ 3,460,663	\$ 4,200,172	\$ 4,199,005	\$ 4,024,183	\$ 2,853,301



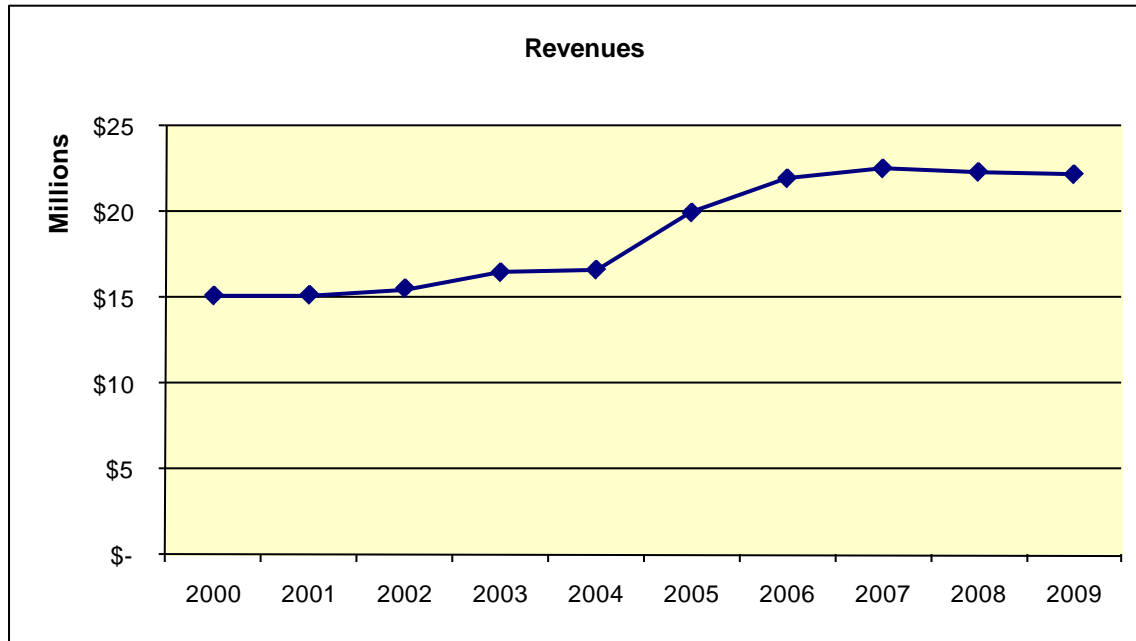
City of North Ridgeville, Ohio
 Governmental Fund Type – Revenues by Source
 Last Ten Years
 (Modified Accrual Basis of Accounting)

	2009	2008	2007	2006	2005	2004	2003	2002	2001	2000
Local taxes										
Municipal income tax	\$ 7,463,586	\$ 7,831,255	\$ 7,556,100	\$ 7,425,057	\$ 7,130,884	\$ 6,435,424	\$ 6,318,509	\$ 5,799,809	\$ 5,688,555	\$ 5,542,099
Property and other taxes	5,321,267	5,436,726	5,416,244	5,824,766	4,297,023	3,865,599	3,667,785	3,555,501	3,561,941	2,959,718
Intergovernmental	4,360,187	4,525,151	4,397,154	4,568,749	4,296,452	2,846,164	2,794,602	3,248,324	2,890,916	3,534,267
Special assessments	138,119	34,417	34,786	32,843	36,703	45,789	235,000	57,629	59,505	69,604
Charges for services	2,836,288	2,238,452	2,148,785	1,647,512	1,562,487	1,476,481	1,483,023	1,349,268	1,258,698	1,233,816
Fines, licenses and permits	1,103,493	1,119,558	1,422,928	918,930	1,243,039	987,145	888,946	775,086	592,736	652,034
Interest	176,180	311,718	547,648	429,930	205,070	67,111	130,797	109,283	270,802	390,169
Miscellaneous	795,385	834,266	1,013,344	1,111,073	1,185,464	883,304	936,088	621,453	810,949	710,102
	<u>\$ 22,194,505</u>	<u>\$ 22,331,543</u>	<u>\$22,536,989</u>	<u>\$21,958,860</u>	<u>\$19,957,122</u>	<u>\$16,607,017</u>	<u>\$16,454,750</u>	<u>\$15,516,353</u>	<u>\$15,134,102</u>	<u>\$15,091,809</u>

Table includes all Governmental Funds

Year 2003 has been restated to reflect the effects of prior period adjustments recorded in 2004.

Source: City financial records



City of North Ridgeville, Ohio
 Governmental Fund Type – Expenditures by Function
 Last Ten Years
 (Modified Accrual Basis of Accounting)

	2009	2008	2007	2006	2005	2004	2003	2002	2001	2000
Current										
Security of persons and property	\$ 10,199,689	\$ 9,781,279	\$ 9,300,795	\$ 8,498,652	\$ 7,905,210	\$ 6,989,755	\$ 6,912,480	\$ 6,634,658	\$ 6,515,098	\$ 6,094,752
Public health and welfare	407,022	381,739	363,761	350,511	325,223	296,422	287,622	109,703	83,983	117,926
Leisure time activities	480,346	486,700	501,847	361,135	301,098	335,089	330,359	264,472	377,159	446,836
Community environment (1)	1,469,339	1,573,541	1,445,378	1,542,750	1,244,413	1,204,651	1,103,637	-	-	-
Transportation	2,370,534	2,533,352	2,580,163	3,166,563	3,188,942	1,874,993	2,119,863	1,832,069	1,876,313	1,499,137
General government	6,034,750	5,561,610	5,744,122	5,282,896	4,831,549	4,103,322	4,004,255	5,570,510	4,880,029	4,760,871
Capital outlay	3,677,460	1,925,852	1,511,396	2,248,312	943,131	635,548	394,446	1,696,169	871,442	1,713,481
Debt service										
Principal	1,016,177	3,564,928	1,039,594	684,269	1,056,000	1,623,987	1,706,789	771,485	523,522	957,028
Interest and fiscal charges	303,247	371,542	263,526	345,742	180,113	228,029	431,120	344,466	383,214	410,911
	<u>\$25,958,564</u>	<u>\$26,180,543</u>	<u>\$22,750,582</u>	<u>\$22,480,830</u>	<u>\$19,975,679</u>	<u>\$17,291,796</u>	<u>\$17,290,571</u>	<u>\$17,223,532</u>	<u>\$15,510,760</u>	<u>\$16,000,942</u>
Debt service as a percentage of noncapital expenditures (2)	<u>6.95%</u>	<u>27.05%</u>	<u>27.45%</u>	<u>8.67%</u>	<u>7.53%</u>	<u>21.41%</u>	<u>15.11%</u>	<u>N/AV</u>	<u>N/AV</u>	<u>N/AV</u>

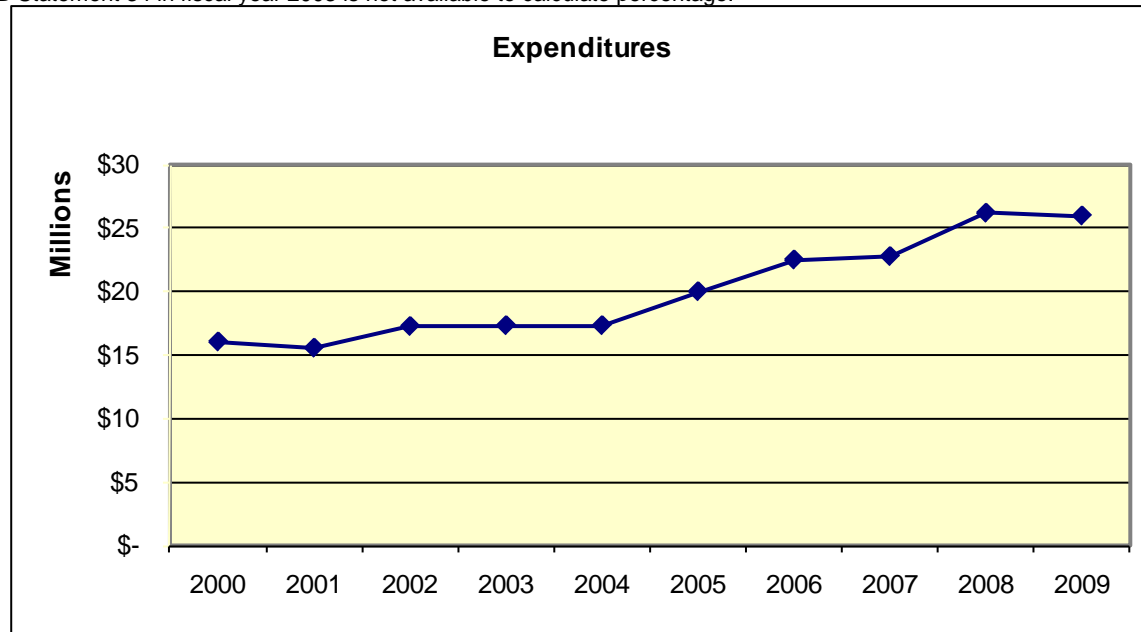
(1) Included in General government in years previous to 2003.

(2) Comparable data prior to implementation of GASB Statement 34 in fiscal year 2003 is not available to calculate percentage.

Table includes all Governmental Funds.

N/AV - not available

Source: City financial records



City of North Ridgeville, Ohio
Other Financing Sources and Uses and Net Change in Fund Balances - Governmental Funds
Last Ten Years
(Modified Accrual Basis of Accounting)

	2009	2008	2007	2006	2005	2004	2003	2002	2001	2000
Excess of revenues over (under) expenditures	\$ (3,764,059)	\$ (3,849,000)	\$ (213,593)	\$ (521,970)	\$ (18,557)	\$ (684,779)	\$ (835,821)	\$ (1,707,179)	\$ (376,658)	\$ (909,133)
Other financing sources (uses)										
Transfers in	8,800,000	7,600,000	7,732,021	7,122,244	6,362,495	6,542,922	6,895,605	6,119,176	6,551,057	6,239,344
Transfers out	(8,800,000)	(7,600,000)	(7,732,021)	(7,122,244)	(6,362,495)	(6,542,922)	(6,895,605)	(6,119,176)	(6,551,057)	(6,239,344)
Loan proceeds	-	-	-	-	-	-	-	6,103	81,907	188,135
Capital lease proceeds	-	-	-	-	-	-	-	207,107	-	-
Issuance of notes	2,755,680	50,000	2,768,143	-	-	396,000	900,000	925,000	-	-
Issuance of bonds	-	3,905,000	-	2,516,000	-	-	-	-	1,620,000	-
Issuance of bonds, refunding	-	-	-	-	-	-	1,865,000	-	-	-
Payment to refund bonds escrow	-	-	-	-	-	-	(1,950,000)	-	-	-
Premium on note issue	4,425	-	-	-	-	-	-	-	-	-
	<u>2,760,105</u>	<u>3,955,000</u>	<u>2,768,143</u>	<u>2,516,000</u>	<u>-</u>	<u>396,000</u>	<u>815,000</u>	<u>1,138,210</u>	<u>1,701,907</u>	<u>188,135</u>
Net change in fund balances	<u>\$ (1,003,954)</u>	<u>\$ 106,000</u>	<u>\$ 2,554,550</u>	<u>\$ 1,994,030</u>	<u>\$ (18,557)</u>	<u>\$ (288,779)</u>	<u>\$ (20,821)</u>	<u>\$ (568,969)</u>	<u>\$ 1,325,249</u>	<u>\$ (720,998)</u>

Table includes all Governmental Funds

Year 2003 has been restated to reflect the effects of prior period adjustments recorded in 2004.

Source: City financial records

City of North Ridgeville, Ohio
Assessed and Estimated Actual Value of Taxable Property
Last Ten Years

Collection Year	Real Property		Public Utility Property		Tangible Personal Property		Total		Total Direct Tax Rate
	Assessed Value	Estimated Actual Value (1)	Assessed Value	Estimated Actual Value (2)	Assessed Value	Estimated Actual Value (3)	Assessed Value	Estimated Actual Value	
2009	\$ 711,641,722	\$ 2,033,262,063	\$ 9,364,430	\$10,641,398	\$ 591,014 (4)	\$ 2,364,056	\$ 721,597,166	\$ 2,046,267,517	12.71
2008	682,070,410	1,948,772,600	9,167,490	10,417,602	5,976,264 (4)	23,905,056	697,214,164	1,983,095,258	12.95
2007	647,273,940	1,849,354,114	12,382,300	14,070,795	12,133,626 (4)	48,534,504	671,789,866	1,911,959,413	13.06
2006	556,194,190	1,589,126,257	12,533,180	14,242,250	16,798,433 (4)	67,193,732	585,525,803	1,670,562,239	13.36
2005	516,494,650	1,475,699,000	13,397,310	15,224,216	27,187,114	108,748,456	557,079,074	1,599,671,672	13.56
2004	479,530,600	1,370,087,429	13,468,230	15,304,807	25,708,440	102,833,760	518,707,270	1,488,225,996	13.36
2003	424,279,770	1,212,227,914	14,029,430	15,942,534	29,101,850	116,407,400	467,411,050	1,344,577,848	13.41
2002	403,743,540	1,153,552,971	13,448,390 (5)	15,282,261	29,496,480	117,985,920	446,688,410	1,286,821,152	13.41
2001	388,264,140	1,109,326,114	16,757,650 (5)	19,042,784	25,822,240	103,288,960	430,844,030	1,231,657,858	13.56
2000	333,488,470	952,824,200	17,870,720	20,307,636	25,230,804	100,923,216	376,589,994	1,074,055,052	13.71

Source: Lorain County Auditor maintained by the County Auditor.

(1) This amount is calculated based upon an assessed value of 35 percent of actual value.

(2) This amount is calculated based upon the current assessed value of 88 percent of actual value.

(3) The amount is calculated based upon an assessed value of 25 percent of actual value.

(4) Decrease is due to effect of State legislation enacted in June 2005 w hich phases out over four years from 2006 to 2009 the taxation of personal property. Tangible personal property value in 2009 consisted of telephone communications tangible value at 33%.

(5) Decrease primarily is due to effect of State legislation w hich, beginning w ith collection year 2002, reduced to 25% of true value the assessed valuation of electric utility production equipment from 100% and natural gas property from 88%.

City of North Ridgeville, Ohio
Property Tax Rates – Direct and Overlapping Governments
(Per \$ 1,000 of Assessed Valuation)
Last Ten Years

Collection Year	City of North Ridgeville					Total Direct Tax Rate	North Ridgeville City School District	Lorain County	Lorain County Joint Vocational School	Total Direct and Overlapping Governments
	General Fund		Special Revenue Funds	Debt Service Fund	Agency Fund (1)					
2009	1.70	(2)	8.10	-	2.91 (3)	12.71	42.01	13.39	2.45	70.56
2008	1.70	(2)	8.10	0.24	2.91 (3)	12.95	42.28	13.39	2.45	71.07
2007	1.70	(2)	8.10	0.35	2.91 (3)	13.06	42.62	13.49	2.45	71.62
2006	1.70	(2)	8.10	0.65	2.91 (3)	13.36	43.92	13.49	2.45	73.22
2005	1.70	(2)	8.30	0.65	2.91 (3)	13.56	44.04	13.19	2.45	73.24
2004	1.70	(2)	8.55	0.65	2.46 (3)	13.36	44.79	12.89	2.45	73.49
2003	1.42		8.83	0.70	2.46 (3)	13.41	46.47	12.89	2.45	75.22
2002	1.42		8.83	0.70	2.46 (3)	13.41	46.47	12.89	2.45	75.22
2001	1.42		8.83	0.85	2.46 (3)	13.56	47.25	10.79	2.45	74.05
2000	1.42		8.83	1.00	2.46 (3)	13.71	48.95	10.79	2.45	75.90

Source: County Auditor, Lorain County, Ohio

- (1) Includes 1.00 remitted by the County Auditor directly to the Lorain County Board of Health.
- (2) Includes .28 for health previously included with Special revenue funds.
- (3) Includes 1.91 in 2005 and later years, and 1.46 in 2000 through 2004 collected and remitted to the Lorain Public Library System.

City of North Ridgeville, Ohio
Principal Taxpayers – Real Property Taxpayers
As of December 31, 2009 and December 31, 2000

December 31, 2009			
Taxpayer	Nature of Business	Assessed Valuation	% of Total Assessed Valuation
Ohio Edison Co. (a)	Electric utility	\$ 5,545,970	0.77%
FJD Properties LLC	Residential land developer	3,598,870	0.50%
R. W. Beckett Corporation	Manufacturer	3,387,730	0.47%
Rini Realty Company	Commercial retail property	2,201,790	0.31%
Bob Schmitt Homes, Inc.	Residential developer	2,168,240	0.30%
Valore Properties, Inc.	Commerical developer	2,123,870	0.29%
Invacare Corporation	Manufacturer	1,822,110	0.25%
Sugar Chestnut LLC	Residential development	1,813,550	0.25%
Pulte Homes of Ohio LLC	Residential construction	1,571,360	0.22%
Lake Ridge Holding, Inc.	Education	1,465,910	0.20%

December 31, 2000			
Taxpayer	Nature of Business	Assessed Valuation	% of Total Assessed Valuation
Rini Realty Company	Retail grocery store	\$ 1,874,680	0.56%
Baltes, William A,	Housing developer	1,709,630	0.51%
Lake Ridge Holding Ltd.	Nursing home	1,185,710	0.36%
R. W. Beckett Corporation	Manufacturer	1,185,260	0.36%
Vendome Associates Corp.	Apartment complex	894,820	0.27%
Altercare Inc.	Residential health care	876,020	0.26%
Eagle Properties Ltd.	Manufacturer	790,450	0.24%
Parks Trails Inc.	Mobile home park	731,510	0.22%
Taylor Woods Properties	Commercial developer	714,770	0.21%

Source: County Auditor, Lorain County, Ohio

(a) Subsidiary of First Energy Corp.

City of North Ridgeville, Ohio
Principal Taxpayers – Tangible Personal Property Taxpayers
As of December 31, 2009 and December 31, 2000

December 31, 2009			
Taxpayer	Nature of Business	Assessed Valuation (1)	% of Total Assessed Valuation
Windstream Ohio, Inc.	Communications	\$ 684,120	0.09%
New Par	Cellular	88,510	0.01%
Alltel Ohio Limited	Communications	84,260	0.01%
New Cingular Wireless	Cellular	67,830	0.01%
Verizon North Inc.	Cellular	58,480	0.01%
Sprintcom Inc.	Cellular	38,390	0.01%
Quest Communications Corp.	Cellular	35,840	0.00%
Ohio Bell Telephone	Telephone	31,500	0.00%
T Mobile Central LLC.	Cellular	19,300	0.00%
Cleveland Unlimited, Inc.	Cellular	12,120	0.00%

December 31, 2000			
Taxpayer	Nature of Business	Assessed Valuation	% of Total Assessed Valuation
R. W. Beckett Corporation	Manufacturer	\$ 2,628,590	0.79%
Morris Pontiac GMC, Inc.	Automobile dealer	1,910,840	0.57%
Dreco, Inc.	Manufacturer	1,343,680	0.40%
Invacare Corporation	Manufacturer	1,324,800	0.40%
Plastic Components, Inc.	Manufacturer	1,138,340	0.34%
Beckett Gas, Inc.	Manufacturer	1,081,560	0.32%
Riser Foods Company	Retail grocery	967,010	0.29%
MediaOne of Ohio, Inc.	Cable services	905,430	0.27%
Elyria Manufacturing Co.	Precision machine parts	709,040	0.21%
Chevron USA, Inc.	Retail parts for lift cranes	671,130	0.20%

See schedule S10, "Assessed and Estimated Actual Value of Taxable Property."

Source: County Auditor, Lorain County, Ohio

(1) Assessed valuation at December 31, 2009 reflects the impact of State of Ohio legislation enacted in June 2005, which includes the phase out of the taxation of tangible personal business property through tax year 2008, except telephone communications, which is phased out through 2009.

City of North Ridgeville, Ohio
Principal Taxpayers – Public Utility
As of December 31, 2009 and December 31, 2000

December 31, 2009			
Taxpayer	Nature of Business	Assessed Valuation (1)	% of Total Assessed Valuation
Ohio Edison Company (a)	Electric	\$ 5,385,030	0.75%
Columbia Gas of Ohio Inc.	Natural gas	1,354,700	0.19%
Cleveland Electric Illuminating Company (a)	Electric	1,276,650	0.18%
Columbia Gas Transmission	Natural gas	945,630	0.13%
American Transmission Systems, Inc. (a)	Electric	839,280	0.12%
Norfolk Southern Railroad	Railroad	84,610	0.01%

December 31, 2000			
Taxpayer	Nature of Business	Assessed Valuation	% of Total Assessed Valuation
Ohio Edison Company (a)	Electric	\$ 6,279,140	1.88%
Alltel Ohio	Communications	3,447,020	1.03%
Columbia Gas of Ohio Inc.	Natural gas	2,447,590	0.73%
Cleveland Electric Illuminating Company (a)	Electric	1,528,660	0.46%

Source: County Auditor, Lorain County, Ohio

(1) Assessed valuation at December 31, 2009 reflects the phase-out of the taxation of public utility tangible personal property through tax year 2010.

(a) Subsidiary of First Energy Corp.

City of North Ridgeville, Ohio
Property Tax Levies and Collections (Real and Public Utilities)
Last Ten Years

Collection Year	Current Tax Levy	Current Tax Collections	Percent Collected	Delinquent Tax Collections	Total Tax Collections	Percent of Total Collections to Current Tax Levy (1)	Outstanding Delinquent Taxes	Percent of Outstanding Delinquent Taxes to Current Tax Levy
2009	\$ 6,119,564	\$ 5,919,822	96.7%	\$ 171,653	\$ 6,091,475	99.5%	\$ 323,540	5.3%
2008	6,104,669	5,908,865	96.8%	175,465	6,084,330	99.7%	299,019	4.9%
2007	5,925,618	5,730,229	96.7%	170,252	5,900,481	99.6%	286,280	4.8%
2006	5,849,709	5,672,994	97.0%	142,129	5,815,123	99.4%	256,930	4.4%
2005	4,074,073	3,963,648	97.3%	105,337	4,068,985	99.9%	236,931	5.8%
2004	3,559,024	3,456,740	97.1%	102,848	3,559,588	100.0%	150,257	4.2%
2003	3,334,550	3,325,229	99.7%	15,137	3,340,366	100.2%	24,049	0.7%
2002	3,200,669	3,117,059	97.4%	93,570	3,210,629	100.3%	93,570	2.9%
2001	3,189,437	3,102,778	97.3%	85,616	3,188,394	100.0%	129,772	4.1%
2000	2,737,492	2,639,713	96.4%	59,563	2,699,276	98.6%	143,521	5.2%

(1) Total collections includes prior year delinquencies collected in current year.

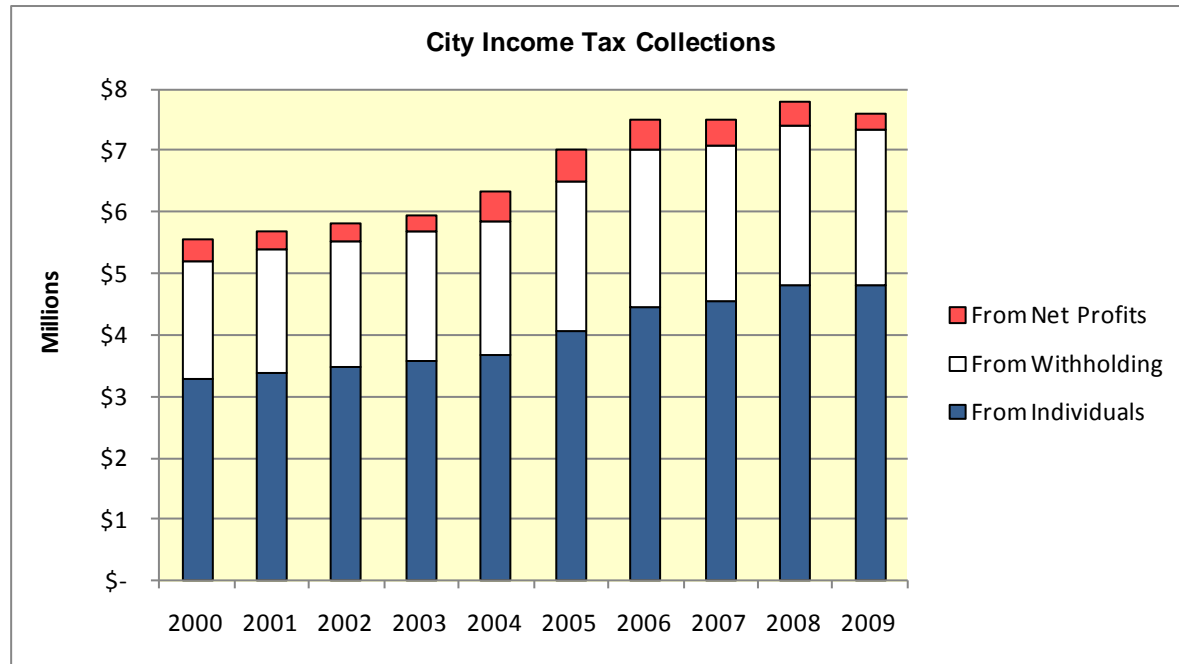
Source: County Auditor, Lorain County, Ohio

City of North Ridgeville, Ohio
City Income Tax Collections
Last Ten Years
(Cash Basis of Accounting)

Collection Year	Total Taxes Collected	From Individuals		From Withholding		From Net Profits	
		\$	%	\$	%	\$	%
2009	\$ 7,614,912	\$ 4,810,724	63.2%	\$ 2,519,471	33.1%	\$ 284,717	3.7%
2008	7,792,580	4,800,969	61.6%	2,617,135	33.6%	374,476	4.8%
2007	7,501,200	4,544,205	60.6%	2,533,997	33.8%	422,998	5.6%
2006	7,502,057	4,455,220	59.4%	2,547,098	34.0%	499,739	6.7%
2005	7,001,723	4,076,610	58.2%	2,423,650	34.6%	501,463	7.2%
2004	6,327,109	3,686,983	58.3%	2,168,591	34.3%	471,535	7.5%
2003	5,950,794	3,561,746	59.9%	2,113,574	35.5%	275,474	4.6%
2002	5,801,869	3,481,237	60.0%	2,053,852	35.4%	266,780	4.6%
2001	5,688,337	3,378,305	59.4%	2,014,192	35.4%	295,840	5.2%
2000	5,542,715	3,289,543	59.3%	1,920,700	34.7%	332,472	6.0%

Note: The City's income tax rate is 1%

Source: City Income Tax Department



City of North Ridgeville, Ohio
Ratio of Outstanding Debt by Type
Last Ten Years

Fiscal Year	Governmental Activities						Total Governmental Activities
	Bond Anticipation Notes	General Obligation Bonds	Special Assessment Bonds	Ohio Public Works Loans	Capital Lease	Loan Payable	
2009	\$ 2,526,000	\$ 5,700,000	\$ 165,000	\$ 739,742	\$ -	\$ 229,680	\$ 9,360,422
2008	-	6,635,000	190,000	795,919	-	-	7,620,919
2007	2,630,000	3,736,000	214,000	800,847	-	-	7,380,847
2006	1,300,000	4,708,000	238,000	556,298	-	-	6,802,298
2005	1,730,000	2,812,000	263,000	595,567	-	-	5,400,567
2004	1,211,000	3,447,000	288,000	634,837	-	-	5,580,837
2003	900,000	4,077,000	313,000	667,937	68,987	-	6,026,924
2002	925,000	4,590,000	520,000	577,662	215,776	-	6,828,438
2001	-	5,160,000	545,000	599,026	157,687	-	6,461,713
2000	1,200,000	3,940,000	570,000	542,846	230,482	-	6,483,328

Fiscal Year	Business-type Activities							Total Business-type Activities	Total Primary Government	Percentage of Personal Income (a)	Amount Per Capita (a)
	Bond Anticipation Notes	General Obligation Bonds	Special Assessment Bonds	Mortgage Revenue	Ohio Public Works Loans	Ohio Water Development Authority Loan	Water Rights ETL-2 Loan				
2009	\$ 299,000	\$ 21,185,000	\$ 2,245,000	\$ -	\$ 88,733	\$ 2,033,249	\$ 782,265	\$ 26,633,247	\$ 35,993,669	7.01%	\$ 1,611
2008	-	22,510,000	2,335,000	-	97,184	2,161,777	782,265	27,886,226	35,507,145	6.92%	1,590
2007	1,200,000	15,270,000	2,420,000	-	105,635	2,285,145	-	21,280,780	28,661,627	5.59%	1,283
2006	-	16,105,682	2,498,318	-	114,086	2,403,560	-	21,121,646	27,923,944	5.44%	1,250
2005	13,825,000	7,835,000	-	-	122,537	2,517,220	-	24,299,757	29,700,324	5.79%	1,330
2004	16,984,000	8,360,000	-	-	130,988	2,626,317	-	28,101,305	33,682,142	6.56%	1,508
2003	6,495,000	8,870,000	-	-	139,439	2,731,034	-	18,235,473	24,262,397	4.73%	1,086
2002	5,920,000	9,170,000	-	-	147,890	2,834,422	-	18,072,312	24,900,750	4.85%	1,115
2001	5,910,000	9,560,000	-	-	156,341	2,928,024	-	18,554,365	25,016,078	4.88%	1,120
2000	8,400,000	3,640,000	-	115,000	164,791	-	-	12,319,791	18,803,119	3.66%	842

(a) See schedule of Demographic Statistics for personal income and population data S 22.

Source: City financial records.

City of North Ridgeville, Ohio
Ratio of Net General Obligation Bond Debt to Assessed Value
And Net General Obligation Bonded Debt per Capita
Last Ten Years

Year	Gross Debt Value (1)	Debt Service Funds Available	Debt Payable From Enterprise Revenues	Net Bonded Debt	Assessed Value (2)	Population (3)	Ratio of Net Debt to Assessed Value	Net Bonded Debt Per capita
2009	\$ 26,885,000	\$ 121,584	\$21,185,000	\$ 5,578,416	\$ 721,597,166	22,338	0.77%	\$ 250
2008	19,006,000	107,649	15,270,000	3,628,351	697,214,164	22,338	0.52%	162
2007	19,006,000	141,325	15,270,000	3,594,675	671,789,866	22,338	0.54%	161
2006	20,813,682	223,329	16,105,682	4,484,671	587,531,586	22,338	0.76%	201
2005	10,647,000	196,350	7,835,000	2,615,650	557,079,074	22,338	0.47%	117
2004	11,807,000	223,517	8,360,000	3,223,483	518,707,270	22,338	0.62%	144
2003	12,947,000	801,478	8,870,000	3,275,522	467,411,050	22,338	0.70%	147
2002	13,760,000	450,827	9,170,000	4,139,173	446,688,410	22,338	0.93%	185
2001	14,720,000	617,958	9,560,000	4,542,042	430,844,030	22,338	1.05%	203
2000	7,580,000	718,734	3,640,000	3,221,266	376,589,994	22,338	0.86%	144

(1) Amount excludes special assessment bonds and revenue bonds

(2) Source: County Auditor, Lorain County, Ohio; (reflects collection year)

(3) Source: U.S. Bureau of Census

City of North Ridgeville, Ohio
Direct and Overlapping Governmental Activities Debt
December 31, 2009

	General Tax Supported Debt Outstanding	Overlapping Percentage Applicable to City (1)	Amount Applicable to City	Amount Per Capita (2)	% of City's Current Assessed Valuation (3)
City of North Ridgeville	\$ 6,976,727	100.00%	\$ 6,976,727	\$ 312.33	0.99%
Lorain County (4)	\$ 37,350,864	10.38%	\$ 3,877,020	\$ 173.56	0.55%
North Ridgeville City Schools (5)	\$ 1,991,924	100.00%	\$ 1,991,924	\$ 89.17	0.28%
	<u>\$ 46,319,515</u>		<u>\$ 12,845,671</u>	<u>\$ 575.06</u>	<u>1.82%</u>

(1) Percentages were determined by dividing the assessed valuation at the political subdivision located within the boundaries of the City by the total assessed valuation of the subdivision. The City and North Ridgeville City Schools boundaries are co-terminus.

(2) Based on 2000 Census of 22,338.

(3) The City's assessed valuation was \$ 703,817,511 for collection year 2010 and \$ 721,597,166 for collection year 2009.

(4) Source: County Auditor, Lorain County, Ohio

(5) Source: North Ridgeville Board of Education

City of North Ridgeville, Ohio
Computation of Legal Debt Margin
Last Ten Years

(Amounts in thousands)

	2009	2008	2007	2006	2005	2004	2003	2002	2001	2000
Assessed value (assessment year)	<u>\$ 703,818</u>	<u>\$ 721,597</u>	<u>\$ 697,214</u>	<u>\$ 671,790</u>	<u>\$ 587,532</u>	<u>\$ 557,079</u>	<u>\$ 518,707</u>	<u>\$ 446,688</u>	<u>\$ 430,844</u>	<u>\$ 376,590</u>
Legal Debt Margin:										
Debt limitation - 10.5 percent of assessed value	<u>\$ 73,900</u>	<u>\$ 75,767</u>	<u>\$ 73,207</u>	<u>\$ 70,538</u>	<u>\$ 61,691</u>	<u>\$ 58,493</u>	<u>\$ 54,464</u>	<u>\$ 46,902</u>	<u>\$ 45,239</u>	<u>\$ 39,542</u>
Debt applicable to limitation										
General obligation bonds	26,885	29,145	19,006	20,814	10,647	11,807	12,947	13,760	14,720	7,580
Special assessment bonds	2,410	2,525	2,634	2,736	263	288	313	520	545	570
Revenue bonds	-	-	-	-	-	-	-	-	-	115
Bond anticipation notes	<u>2,825</u>	<u>-</u>	<u>3,830</u>	<u>1,300</u>	<u>15,555</u>	<u>18,195</u>	<u>7,395</u>	<u>6,845</u>	<u>5,910</u>	<u>9,600</u>
Gross indebtedness										
Total Voted and Unvoted Debt	<u>32,120</u>	<u>31,670</u>	<u>25,470</u>	<u>24,850</u>	<u>26,465</u>	<u>30,290</u>	<u>20,655</u>	<u>21,125</u>	<u>21,175</u>	<u>17,865</u>
Less: Debt outside limitations										
Self-supporting GO Water	4,910	5,345	1,930	840	945	1,050	1,155	1,185	1,265	5,045
Self-supporting GO Sewer	16,275	17,165	14,540	15,266	16,533	20,066	9,551	9,821	10,131	6,995
Special assessment	3,278	2,517	2,623	2,727	4,435	4,505	4,460	4,604	4,619	570
Tax increment financing	680	775	815	870	900	590	800	800	-	-
Water revenue	<u>-</u>	<u>-</u>	<u>-</u>	<u>-</u>	<u>-</u>	<u>-</u>	<u>-</u>	<u>-</u>	<u>-</u>	<u>115</u>
Total Debt Outside Limitations	<u>25,143</u>	<u>25,802</u>	<u>19,908</u>	<u>19,703</u>	<u>22,813</u>	<u>26,211</u>	<u>15,966</u>	<u>16,410</u>	<u>16,015</u>	<u>12,725</u>
Total nonexempt debt	6,977	5,868	5,562	5,147	3,652	4,079	4,689	4,715	5,160	5,140
Less: Amount available in debt service fund to pay debt applicable to limitation	<u>-</u>	<u>-</u>	<u>142</u>	<u>223</u>	<u>196</u>	<u>224</u>	<u>801</u>	<u>451</u>	<u>619</u>	<u>718</u>
Net debt within 10.5% limitation	<u>6,977</u>	<u>5,868</u>	<u>5,420</u>	<u>4,924</u>	<u>3,456</u>	<u>3,855</u>	<u>3,888</u>	<u>4,264</u>	<u>4,541</u>	<u>4,422</u>
Debt leeway within 10.5% limitation	<u>\$ 66,923</u>	<u>\$ 69,899</u>	<u>\$ 67,787</u>	<u>\$ 65,614</u>	<u>\$ 58,235</u>	<u>\$ 54,638</u>	<u>\$ 50,576</u>	<u>\$ 42,638</u>	<u>\$ 40,698</u>	<u>\$ 35,120</u>
Unvoted debt limitation - 5.5% of assessed valuation										
Debt limitation: 5.5% of assessed value	<u>\$ 38,710</u>	<u>\$ 39,687</u>	<u>\$ 38,347</u>	<u>\$ 36,948</u>	<u>\$ 32,314</u>	<u>\$ 30,639</u>	<u>\$ 28,529</u>	<u>\$ 24,568</u>	<u>\$ 23,696</u>	<u>\$ 20,712</u>
Gross indebtedness authorized by City Council	32,120	31,670	25,470	24,850	26,465	30,290	20,655	21,125	21,175	17,865
Less: Debt outside limitations	25,143	25,802	19,908	19,702	22,813	26,211	15,966	16,409	16,015	12,725
Voted debt	<u>-</u>	<u>-</u>	<u>285</u>	<u>570</u>	<u>855</u>	<u>1,140</u>	<u>1,420</u>	<u>1,700</u>	<u>1,980</u>	<u>2,260</u>
	<u>25,143</u>	<u>25,802</u>	<u>20,193</u>	<u>20,272</u>	<u>23,668</u>	<u>27,351</u>	<u>17,386</u>	<u>18,109</u>	<u>17,995</u>	<u>14,985</u>
Debt within 5.5% limitation	6,977	5,868	5,277	4,578	2,797	2,939	3,269	3,016	3,180	2,880
Less: Amount available in debt service fund to pay debt applicable to limitation	<u>-</u>	<u>-</u>	<u>-</u>	<u>-</u>	<u>-</u>	<u>31</u>	<u>-</u>	<u>-</u>	<u>-</u>	<u>-</u>
Net debt within 5.5% limitation	<u>6,977</u>	<u>5,868</u>	<u>5,277</u>	<u>4,578</u>	<u>2,797</u>	<u>2,908</u>	<u>3,269</u>	<u>3,016</u>	<u>3,180</u>	<u>2,880</u>
Debt leeway within 5.5% unvoted debt limitation	<u>\$ 31,733</u>	<u>\$ 33,819</u>	<u>\$ 33,070</u>	<u>\$ 32,370</u>	<u>\$ 29,517</u>	<u>\$ 27,731</u>	<u>\$ 25,260</u>	<u>\$ 21,552</u>	<u>\$ 20,516</u>	<u>\$ 17,832</u>

City of North Ridgeville, Ohio
Pledged Revenue Coverage
Last Ten Years

	Governmental Activities				Business-type Activities			
	Special Assessment Revenue	Debt Service		Coverage Ratio	Special Assessment Revenue	Debt Service		Coverage Ratio
		Principal	Interest			Principal (2)	Interest	
2009	\$ 37,738	\$ 25,000	\$ 6,974	1.18	\$ 168,733	\$ 90,000	\$ 102,714	0.88
2008	34,417	24,000	7,574	1.09	198,216	85,000	106,114	1.04
2007	34,786	24,000	8,814	1.06	193,010	78,318	109,246	1.03
2006	32,843	25,000	8,614	0.98	-	-	29,739	-
2005	36,703	25,000	9,115	1.08	-	-	-	-
2004	45,789	25,000	9,490	1.33	-	-	-	-
2003	55,590	20,000	29,755	1.12	-	-	-	-
2002	57,629	25,000	30,105	1.05	-	-	-	-
2001	59,505	25,000	31,255	1.06	-	-	-	-
2000	69,604	34,000	33,211	1.04	-	-	-	-

Source: City Financial Records

City of North Ridgeville, Ohio
Demographic Statistics
Last Ten Years

Year	Population (1)	Per Capita Income (1)	Personal Income	School Enrollment (2)	Unemployment Rate (3)		
					Metro Area	State	Country
2009	22,338	\$ 22,971	\$ 513,126,198	3,795	9.1%	10.2%	9.3%
2008	22,338	22,971	513,126,198	3,630	6.8%	6.5%	5.8%
2007	22,338	22,971	513,126,198	3,564	6.0%	5.6%	4.6%
2006	22,338	22,971	513,126,198	3,566	5.5%	5.5%	4.6%
2005	22,338	22,971	513,126,198	3,433	5.7%	5.9%	5.1%
2004	22,338	22,971	513,126,198	3,403	5.9%	6.2%	5.5%
2003	22,338	22,971	513,126,198	3,343	6.0%	6.2%	6.0%
2002	22,338	22,971	513,126,198	3,251	5.4%	5.7%	5.8%
2001	22,338	22,971	513,126,198	3,175	4.4%	4.4%	4.7%
2000	22,338	22,971	513,126,198	3,167	3.9%	4.0%	4.0%

Source: (1) U.S. Department of Census

(2) North Ridgeville Board of Education

(3) U. S. Department of Labor and Bureau of Labor Statistics

City of North Ridgeville, Ohio
Principal Employers
December 31, 2009 and December 31, 2000

December 31, 2009			
Employer	Nature of Activity or Business	Approximate Number of Employees (1)	Percent of Total
North Ridgeville City School District	Public education	519	4.1%
Northridge Health Center	Skilled nursing home facility	290	2.3%
Beckett Gas, Inc.	Manufacturer of gas burners	230	1.8%
City of North Ridgeville, Ohio	Municipal government	212	1.7%
Center Ridge Nursing Home, Inc.	Skilled nursing home facility	200	1.6%
R. W. Beckett Corporation	Manufacturer of oil burners	193	1.5%
Beckett Air, Inc.	Manufacturer of blower wheels	140	1.1%
Dreco Inc.	Plastic product manufacturing	130	1.0%
Riser Foods Company	Retail grocery	115	0.9%
Invacare Corporation	Manufacturer of wheelchairs	99	0.8%
Total of all employees within the city		12,800	

Sources: "2009 Harris Ohio Industrial Directory" in cooperation with the Ohio Department of Development; respective employers.

December 31, 2000		
Employer	Nature of Activity or Business	Approximate Number of Employees (1)
North Ridgeville City School District	Public education	400
RELTECH, a division of Marconi	Telecommunication engineer	340
Beckett Gas, Inc.	Manufacturer of gas burners	250
Invacare Corporation	Manufacturer of wheelchairs	200
Plastic Components, Inc.	Plastic injection manufacturing	200
R. W. Beckett Corporation	Manufacturer of oil burners	200
City of North Ridgeville, Ohio	Municipal government	200
Center Ridge Nursing Home, Inc.	Skilled nursing home facility	175
Dreco, Inc.	Plastic product manufacturing	150
Norlake Manufacturing Company	Manufacturer of motor vehicle parts	150
Beckett Air, Inc.	Manufacturer of blower wheels	120
Total of all employees within the city		not available

Sources: "2001 Harris Ohio Industrial Directory" in cooperation with the Ohio Department of Development; respective employers.

(1) Approximate number of employees within the City.

City of North Ridgeville, Ohio
Full-Time Equivalent City Government Employees by Function
Last Ten Fiscal Years

Function	Full-time-Equivalent Employees as of December 31,									
	2009	2008	2007	2006	2005	2004	2003	2002	2001	2000
Security of persons and property										
Police department	51	51	50	48	45	45	45	46	45	45
Fire department	37	37	37	34	33	33	33	32	33	33
Mayor's court	3	3	3	3	2	3	3	3	3	3
Public health and welfare										
Public grounds maintenance	7	7	7	7	6	5	5	6	5 (a)	2
Senior center	6	6	6	6	5	5	4	6	6	5
Leisure time activities										
Parks and recreation	3	3	3	3	3	3	3	3	3 (a)	8
Transportation										
Street department	20	19	20	18	18	17	17	18	18	18
General government:										
Council	6	6	6	6	6	6	6	6	6	6
Mayor	2	2	2	2	2	2	2	2	2	2
Safety service	2	2	2	2	2	2	2	2	2	2
Legal	3	3	3	3	3	3	3	3	3	3
Finance	6	6	6	6	6	6	5	5	5	6
Income tax	3	3	3	3	3	3	3	3	3	3
Computer services	2	2	2	2	2	2	2	2	2	2
Building	8	8	8	8	7	7	7	7	6	6
Engineering	8	8	7	7	7	6	6	5	6	6
Other	2	2	3	1	1	-	-	-	-	-
Sewer										
Treatment Plant	22	22	20	19	19	19	19	20	21	19
Operations	7	7	7	7	7	7	7	7	7	7
Water										
	14	14	14	13	14	12	13	13	13	13
Total	<u>212</u>	<u>211</u>	<u>209</u>	<u>198</u>	<u>191</u>	<u>186</u>	<u>185</u>	<u>189</u>	<u>189</u>	<u>189</u>

Source: Various City departments

(a) In 2001, recreation maintenance employees were transferred to public grounds maintenance.

Note: A full-time employee is scheduled to work 2,080 hours per year (including vacation and sick leave).
Full-time equivalent of part-time employment is calculated by dividing total labor hours by 2,080.

City of North Ridgeville, Ohio
Operating Indicators by Function / Program
Last Eight Years (1)

Function/Program	2009	2008	2007	2006	2005	2004	2003	2002
Police								
Dispatch, calls for service	39,078	46,048	42,231	35,810	32,051	31,869	31,827	31,822
Physical arrests	4,842	5,743	5,522	5,138	5,992	5,264	5,580	5,927
Persons incarcerated	547	653	667	675	825	667	654	685
Average daily population	2.7	3.4	3.6	3.3	4.0	3.3	2.8	2.7
Traffic accidents	546	586	602	580	609	719	634	604
Parking citations	158	214	461	264	210	157	274	245
Animal warden, calls for service	(a)	807	1,270	1,387	1,422	1,368	873	1,167
Fire / EMS								
Emergency responses - EMS	2,111	1,998	2,122	1,985	1,878	1,684	1,700	1,600
Persons treated	2,142	2,004	2,134	2,044	1,935	1,826	1,790	1,672
Emergency responses - fire	535	600	544	512	504	505	491	419
Fires extinguished	66	58	63	76	84	76	93	74
Building fires extinguished	23	15	12	14	23	16	13	13
Building department								
Building permits issued	1,608	1,792	2,886	2,128	2,174	2,131	1,929	1,829
Number of inspections	9,998	10,190	10,835	12,829	14,524	12,252	9,993	8,945
Estimated value of construction (thousands of dollars)								
Residential - new	\$ 28,268	\$ 30,552	\$ 36,662	\$ 47,907	\$ 72,072	\$ 61,497	\$ 50,864	\$ 48,457
Residential - other	\$ 5,666	\$ 6,534	\$ 5,752	\$ 6,915	\$ 6,469	\$ 6,374	\$ 6,015	\$ 5,278
Commercial - new	\$ 1,100	\$ 911	\$ 2,631	\$ 8,023	\$ 3,630	\$ 5,113	\$ 4,488	\$ 10,055
Commercial - other	\$ 7,762	\$ 1,668	\$ 2,985	\$ 3,850	\$ 3,353	\$ 2,432	\$ 4,539	\$ 1,716
Total	<u>\$ 42,796</u>	<u>\$ 39,665</u>	<u>\$ 48,030</u>	<u>\$ 66,695</u>	<u>\$ 85,524</u>	<u>\$ 75,416</u>	<u>\$ 65,906</u>	<u>\$ 65,506</u>
Engineering department								
Construction plan review - hours	174	309	481	561	615	412	170	NAV
Residential lots approved	203	245	488	1,103	997	963	864	NAV

Source: Various City departments

(1) Information prior to 2002 is not available.

(a) Position was vacant in 2009.

NAV - not available

(Continued)

City of North Ridgeville, Ohio
 Operating Indicators by Function / Program
 Last Eight Years (1)
 (Concluded)

Function/Program	2009	2008	2007	2006	2005	2004	2003	2002
Municipal income tax								
Returns filed - individuals	14,757	14,387	13,465	13,109	12,897	12,049	11,543	11,425
Returns filed - other	2,199	2,149	2,031	1,986	1,956	1,781	1,651	1,452
Park and recreation								
Program participants	7,918	7,424	5,558	4,615	3,623	3,502	3,906	3,007
Office of Older Adults								
Meals-on-Wheels, meals served	10,551	10,590	11,041	10,636	7,682	8,734	NAV	NAV
Activities, participants	8,222	9,731	7,443	6,749	4,879	4,673	NAV	NAV
Transportation, riders	2,802	3,089	2,339	2,684	2,221	2,536	NAV	NAV
Water								
New connections	238	302	300	450	456	528	411	339
Average daily consumption (thousands of gallons)	2,102	2,117	2,209	2,051	2,118	1,917	1,852	1,888
Water suppliers	3	3	3	3	3	3	3	3
Water main breaks	26	53	30	23	20	24	38	65
Wastewater								
Average daily flow treated (thousands of gallons)	5,712	5,890	4,979 (a)	5,762	5,593	4,979	4,391	4,258
Average daily flow treated from North Ridgeville City (thousands of gallons)	2,434	2,683 (a)	2,815 (a)	2,963	2,939	2,753	2,702	2,333
New taps - City	238	302	305	448	550	545	416	392

Source: Various City departments

(1) Information prior to 2002 is not available.

NAV - not available

(a) Volume decrease results, in part, from improvements made to remedy outside storm water infiltration.

City of North Ridgeville, Ohio
Capital Asset Statistics by Function / Program
Last Eight Years (1)

Function/Program	2009	2008	2007	2006	2005	2004	2003	2002
Police								
Police stations	1	1	1	1	1	1	1	1
Vehicles	54	44	44	44	41	38	43	43
Fire / EMS								
Fire / EMS stations	2	2	2	2	2	2	2	2
Fire vehicles	8	8	8	7	5	6	6	6
EMS vehicles	4	5	4	4	4	4	4	4
Building department								
Vehicles	7	7	7	7	6	6	6	6
Engineering department								
Vehicles	5	5	5	6	5	5	5	5
Transportation								
Streets (lane miles)	297	294	292	287	264	245	238	228
Storm sew ers (miles)	104	100	98	92	80	71	66	57
Service vehicles	39	40	40	37	34	34	35	35
Parks and recreation								
City parks	5	5	5	5	5	4	4	4
Acreage - parks	181	159	159	159	159	92	92	92
Buildings	4	4	3	3	3	3	3	3
Baseball / softball fields	13	13	13	13	13	13	13	13
Football fields	4	4	4	4	4	4	4	4
Soccer fields	6	6	6	6	6	6	6	6
City Hall								
City Hall	1	1	1	1	1	1	1	1
Waterlines (miles)								
Waterlines (miles)	125	123	121	120	114	106	99	98
Wastewater								
Treatment plant	1	1	1	1	1	1	1	1
Sew erlines - City (miles)	119	115	113	112	106	95	91	89

Source: Various City departments

(1) Information prior to 2002 is not available.

Front cover depicts the City's South Central Park Fishing Lake.

City of **North Ridgeville, Ohio**

7307 AVON BELDEN ROAD NORTH RIDGEVILLE, OHIO 44039
PHONE: 440.353.0851 FAX: 440.327.8593 www.NRIDGEVILLE.ORG



Mary Taylor, CPA
Auditor of State

CITY OF NORTH RIDGEVILLE

LORAIN COUNTY

CLERK'S CERTIFICATION

This is a true and correct copy of the report which is required to be filed in the Office of the Auditor of State pursuant to Section 117.26, Revised Code, and which is filed in Columbus, Ohio.

Susan Babbitt

CLERK OF THE BUREAU

CERTIFIED
JULY 13, 2010