

Mary Taylor, CPA
Auditor of State

**KELLEYS ISLAND LOCAL SCHOOL DISTRICT
ERIE COUNTY**

TABLE OF CONTENTS

Independent Accountant's Report.....	1
Management's Discussion and Analysis.....	3
Basic Financial Statements:	
Government-Wide Financial Statements:	
Statement of Net Assets	13
Statement of Activities.....	14
Fund Financial Statements:	
Balance Sheet - Governmental Funds.....	15
Reconciliation of Total Governmental Fund Balances to Net Assets of Governmental Activities	16
Statement of Revenues, Expenditures and Changes in Fund Balances - Governmental Funds	17
Reconciliation of the Statement of Revenues, Expenditures and Changes in Fund Balances of Governmental Funds to the Statement of Activities.....	18
Statement of Revenues, Expenditures and Changes in Fund Balance - Budget and Actual (Non-GAAP Budgetary Basis) - General Fund	19
Statement of Fiduciary Net Assets - Fiduciary Funds	20
Statement of Changes in Fiduciary Net Assets - Fiduciary Fund	21
Notes to the Basic Financial Statements.....	22
Independent Accountants' Report on Internal Control over Financial Reporting And on Compliance with Other Matters Required by Government Auditing Standards	47

This page intentionally left blank.



Mary Taylor, CPA

Auditor of State

INDEPENDENT ACCOUNTANTS' REPORT

Kelleys Island Local School District
Erie County
Division Street, P.O. Box 349
Kelleys Island, Ohio 43438-0349

To the Board of Education:

We have audited the accompanying financial statements of the governmental activities, each major fund, and the aggregate remaining fund information of the Kelleys Island Local School District, Erie County, Ohio (the District), as of and for the year ended June 30, 2008, which collectively comprise the District's basic financial statements as listed in the table of contents. These financial statements are the responsibility of the District's management. Our responsibility is to express opinions on these financial statements based on our audit.

We conducted our audit in accordance with auditing standards generally accepted in the United States of America and the standards applicable to financial audits contained in the Comptroller General of the United States' *Government Auditing Standards*. Those standards require that we plan and perform the audit to reasonably assure whether the financial statements are free of material misstatement. An audit includes examining, on a test basis, evidence supporting the amounts and disclosures in the financial statements. An audit also includes assessing the accounting principles used and significant estimates made by management, as well as evaluating the overall financial statement presentation. We believe our audit provides a reasonable basis for our opinions.

In our opinion, the financial statements referred to above present fairly, in all material respects, the respective financial position of the governmental activities, each major fund, and the aggregate remaining fund information of the Kelleys Island Local School District, Erie County, Ohio, as of June 30, 2008, and the respective changes in financial position thereof and the budgetary comparison for the General fund for the year then ended in conformity with accounting principles generally accepted in the United States of America.

In accordance with *Government Auditing Standards*, we have also issued our report dated March 4, 2010, on our consideration of the District's internal control over financial reporting and our tests of its compliance with certain provisions of laws, regulations, contracts and grant agreements and other matters. While we did not opine on the internal control over financial reporting or on compliance, that report describes the scope of our testing of internal control over financial reporting and compliance and the results of that testing. That report is an integral part of an audit performed in accordance with *Government Auditing Standards*. You should read it in conjunction with this report in assessing the results of our audit.

One Government Center / Suite 1420 / Toledo, OH 43604-2246
Telephone: (419) 245-2811 (800) 443-9276 Fax: (419) 245-2484
www.auditor.state.oh.us

Kelleys Island Local School District
Erie County
Independent Accountants' Report
Page 2

Management's discussion and analysis is not a required part of the basic financial statements but is supplementary information accounting principles generally accepted in the United States of America requires. We have applied certain limited procedures, consisting principally of inquiries of management regarding the methods of measuring and presenting the required supplementary information. However, we did not audit the information and express no opinion on it.

A handwritten signature in black ink that reads "Mary Taylor". The signature is written in a cursive, flowing style.

Mary Taylor, CPA
Auditor of State

March 4, 2010

**KELLEYS ISLAND LOCAL SCHOOL DISTRICT
ERIE COUNTY**

**MANAGEMENT'S DISCUSSION AND ANALYSIS
FOR THE FISCAL YEAR ENDED JUNE 30, 2008
UNAUDITED**

The management's discussion and analysis of the Kelleys Island Local School District's ("the District") financial performance provides an overall review of the District's financial activities for the fiscal year ended June 30, 2008. The intent of this discussion and analysis is to look at the District's financial performance as a whole; readers should also review the basic financial statements and the notes to the basic financial statements to enhance their understanding of the District's financial performance.

Financial Highlights

Key financial highlights for 2008 are as follows:

- In total, net assets of governmental activities decreased \$90,753 which represents a 3.93% decrease from 2007.
- General revenues accounted for \$1,110,072 in revenue or 97.96% of all revenues. Program specific revenues in the form of charges for services and sales and grants and contributions accounted for \$23,082 or 2.04% of total revenues of \$1,133,154.
- The District had \$1,223,907 in expenses related to governmental activities; only \$23,082 of these expenses was offset by program specific charges for services and sales and grants or contributions. General revenues supporting governmental activities (primarily taxes and unrestricted grants and entitlements) of \$1,110,072 were not adequate to provide for these programs.
- The District's major governmental funds are the general fund and the debt service fund. The general fund had \$1,001,143 in revenues and \$1,038,078 in expenditures. During fiscal year 2008, the general fund's fund balance decreased \$36,935 from \$447,402 to \$410,467.
- The District's other major governmental fund is the debt service fund. The debt service fund had \$113,734 in revenues and \$131,096 in expenditures. During fiscal year 2008, the debt service fund's fund balance decreased \$17,362 from \$30,962 to \$13,600.

Using the Basic Financial Statements

This annual report consists of a series of financial statements and notes to those statements. These statements are organized so the reader can understand the District as a financial whole, an entire operating entity. The statements then proceed to provide an increasingly detailed look at specific financial activities.

The statement of net assets and statement of activities provide information about the activities of the whole District, presenting both an aggregate view of the District's finances and a longer-term view of those finances. Fund financial statements provide the next level of detail. For governmental funds, these statements tell how services were financed in the short-term as well as what remains for future spending. The fund financial statements also look at the District's most significant funds with all other nonmajor funds presented in total in one column. In the case of the District, the general fund and the debt service fund are by far the most significant funds and the only governmental funds reported as major funds.

**KELLEYS ISLAND LOCAL SCHOOL DISTRICT
ERIE COUNTY**

MANAGEMENT'S DISCUSSION AND ANALYSIS
FOR THE FISCAL YEAR ENDED JUNE 30, 2008
UNAUDITED
(Continued)

Reporting the District as a Whole

Statement of Net Assets and the Statement of Activities

While this document contains the large number of funds used by the District to provide programs and activities, the view of the District as a whole looks at all financial transactions and asks the question, "How did we do financially during 2008?" The statement of net assets and the statement of activities answer this question. These statements include all assets, liabilities, revenues and expenses using the accrual basis of accounting similar to the accounting used by most private-sector companies. This basis of accounting will take into account all of the current year's revenues and expenses regardless of when cash is received or paid.

These two statements report the District's net assets and changes in those assets. This change in net assets is important because it tells the reader that, for the District as a whole, the financial position of the District has improved or diminished. The causes of this change may be the result of many factors, some financial, some not. Non-financial factors include the District's property tax base, current property tax laws in Ohio restricting revenue growth, facility conditions, required educational programs and other factors.

In the statement of net assets and the statement of activities, the governmental activities include the District's programs and services, including instruction, support services, operation and maintenance of plant and extracurricular activities.

Reporting the District's Most Significant Funds

Fund Financial Statements

Fund financial reports provide detailed information about the District's major funds. The District uses many funds to account for a multitude of financial transactions. However, these fund financial statements focus on the District's most significant funds. The District's major governmental funds are the general fund and the debt service fund.

Governmental Funds

Most of the District's activities are reported in governmental funds, which focus on how money flows into and out of those funds and the balances left at year-end available for spending in future periods. These funds are reported using an accounting method called modified accrual accounting, which measures cash and all other financial assets than can readily be converted to cash. The governmental fund financial statements provide a detailed short-term view of the District's general government operations and the basic services it provides. Governmental fund information helps you determine whether there are more or fewer financial resources that can be spent in the near future to finance educational programs. The relationship (or differences) between governmental activities (reported in the statement of net assets and the statement of activities) and governmental funds is reconciled in the basic financial statements.

**KELLEYS ISLAND LOCAL SCHOOL DISTRICT
ERIE COUNTY**

MANAGEMENT'S DISCUSSION AND ANALYSIS
FOR THE FISCAL YEAR ENDED JUNE 30, 2008
UNAUDITED
(Continued)

Reporting the District's Fiduciary Responsibilities

The District is the trustee, or fiduciary, for its scholarship programs. This activity is presented as a private-purpose trust fund. The District also acts in a trustee capacity as an agent for individuals. These activities are reported in an agency fund. All of the District's fiduciary activities are reported in separate statements of fiduciary net assets and changes in fiduciary net assets. These activities are excluded from the District's other financial statements because the assets cannot be utilized by the District to finance its operations.

Notes to the Basic Financial Statements

The notes provide additional information that is essential to a full understanding of the data provided in the government-wide and fund financial statements.

The District as a Whole

Recall that the statement of net assets provides the perspective of the District as a whole. A comparative analysis has been provided.

The table below provides a summary of the District's net assets for 2008 and 2007.

	Net Assets	
	Governmental Activities <u>2008</u>	Governmental Activities <u>2007</u>
<u>Assets</u>		
Current and other assets	\$ 1,468,392	\$ 1,681,311
Capital assets, net	<u>1,879,021</u>	<u>1,999,902</u>
Total assets	<u>3,347,413</u>	<u>3,681,213</u>
<u>Liabilities</u>		
Current liabilities	1,011,330	1,132,170
Long-term liabilities	<u>120,000</u>	<u>242,207</u>
Total liabilities	<u>1,131,330</u>	<u>1,374,377</u>
<u>Net Assets</u>		
Invested in capital assets, net of related debt	1,759,021	1,764,902
Restricted	33,631	53,205
Unrestricted	<u>423,431</u>	<u>488,729</u>
Total net assets	<u>\$ 2,216,083</u>	<u>\$ 2,306,836</u>

**KELLEYS ISLAND LOCAL SCHOOL DISTRICT
ERIE COUNTY**

MANAGEMENT'S DISCUSSION AND ANALYSIS
FOR THE FISCAL YEAR ENDED JUNE 30, 2008
UNAUDITED
(Continued)

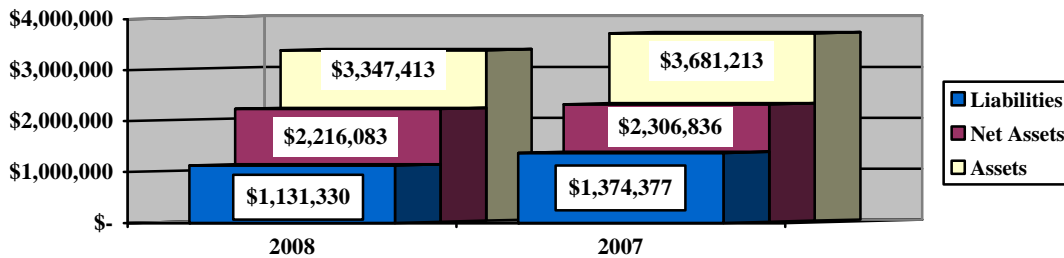
Over time, net assets can serve as a useful indicator of a government's financial position. At June 30, 2008, the District's assets exceeded liabilities by \$2,216,083. At year-end, unrestricted net assets were \$423,431.

At year-end, capital assets represented 56.13% of total assets. Capital assets include land improvements, buildings and improvements and furniture and equipment. Capital assets, net of related debt to acquire the assets at June 30, 2008, were \$1,759,021. These capital assets are used to provide services to the students and are not available for future spending. Although the District's investment in capital assets is reported net of related debt, it should be noted that the resources to repay the debt must be provided from other sources, since capital assets may not be used to liquidate these liabilities.

A portion of the District's net assets, \$33,631, represents resources that are subject to external restriction on how they may be used. The remaining balance of unrestricted net assets of \$423,431 may be used to meet the District's ongoing obligations to the students and creditors.

The following graph illustrates the District's assets, liabilities and net assets at fiscal year-end as reported on the statement of net assets.

Governmental Activities



The table below shows the change in net assets for fiscal year 2008 and 2007.

Change in Net Assets

	Governmental Activities 2008	Governmental Activities 2007
Revenues		
Program revenues:		
Charges for services and sales	\$ 50	\$ 80
Operating grants and contributions	23,032	28,643
General revenues:		
Property taxes	955,028	1,037,079
Grants and entitlements	135,151	125,081
Investment earnings	19,752	28,213
Other	141	1,491
Total revenues	1,133,154	1,220,587

**KELLEYS ISLAND LOCAL SCHOOL DISTRICT
ERIE COUNTY**

MANAGEMENT'S DISCUSSION AND ANALYSIS
FOR THE FISCAL YEAR ENDED JUNE 30, 2008
UNAUDITED
(Continued)

Change in Net Assets

	<u>Governmental Activities 2008</u>	<u>Governmental Activities 2007</u>
<u>Expenses</u>		
Program expenses:		
Instruction:		
Regular	580,083	547,689
Special	39,430	39,109
Support services:		
Pupil	43,598	49,082
Instructional staff	99,956	90,299
Board of education	25,640	33,379
Administration	105,119	97,863
Fiscal	47,840	37,360
Business	5,098	-
Operations and maintenance	265,236	173,487
Extracurricular activities	626	759
Interest and fiscal charges	11,281	13,775
Total expenses	<u>1,223,907</u>	<u>1,082,802</u>
Change in net assets	(90,753)	137,785
Net assets at beginning of year	<u>2,306,836</u>	<u>2,169,051</u>
Net assets at end of year	<u>\$ 2,216,083</u>	<u>\$ 2,306,836</u>

Governmental Activities

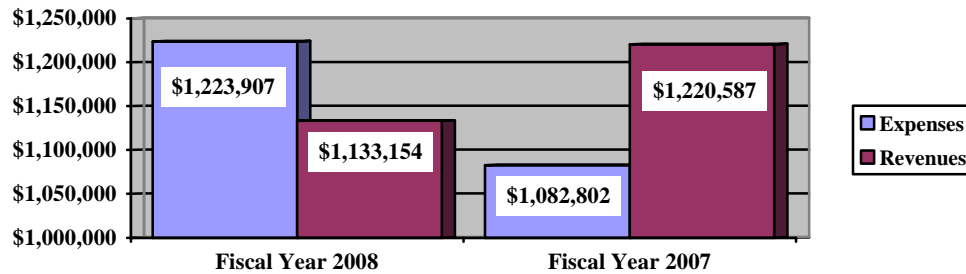
Net assets of the District's governmental activities decreased \$90,753. Total governmental expenses of \$1,223,907 were offset by program revenues of \$23,082 and general revenues of \$1,110,072. Program revenues supported 1.89% of the total governmental expenses.

The primary sources of revenue for governmental activities are derived from property taxes and grants and entitlements. These revenue sources represent 96.21% of total governmental revenue. Real estate property is reappraised every six years. The District's taxpayers, as a whole, are by far the primary support for District's students.

**KELLEYS ISLAND LOCAL SCHOOL DISTRICT
ERIE COUNTY**

MANAGEMENT'S DISCUSSION AND ANALYSIS
FOR THE FISCAL YEAR ENDED JUNE 30, 2008
UNAUDITED
(Continued)

Governmental Activities - Revenues and Expenses



The statement of activities shows the cost of program services and the charges for services and grants offsetting those services. The following table shows, for governmental activities, the total cost of services and the net cost of services. That is, it identifies the cost of these services supported by tax revenue and unrestricted State grants and entitlements. Comparisons to 2007 have been presented below.

Governmental Activities

	Total Cost of Services 2008	Net Cost of Services 2008	Total Cost of Services 2007	Net Cost of Services 2007
Program expenses				
Instruction:				
Regular	\$ 580,083	\$ 568,217	\$ 547,689	\$ 525,643
Special	39,430	39,420	39,109	39,109
Support services:				
Pupil	43,598	38,904	49,082	49,082
Instructional staff	99,956	96,494	90,299	86,622
Board of education	25,640	25,640	33,379	33,379
Administration	105,119	105,119	97,863	97,863
Fiscal	47,840	44,840	37,360	34,360
Business	5,098	5,098	-	-
Operations and maintenance	265,236	265,186	173,487	173,487
Extracurricular activities	626	626	759	759
Interest and fiscal charges	11,281	11,281	13,775	13,775
Total expenses	<u>\$ 1,223,907</u>	<u>\$ 1,200,825</u>	<u>\$ 1,082,802</u>	<u>\$ 1,054,079</u>

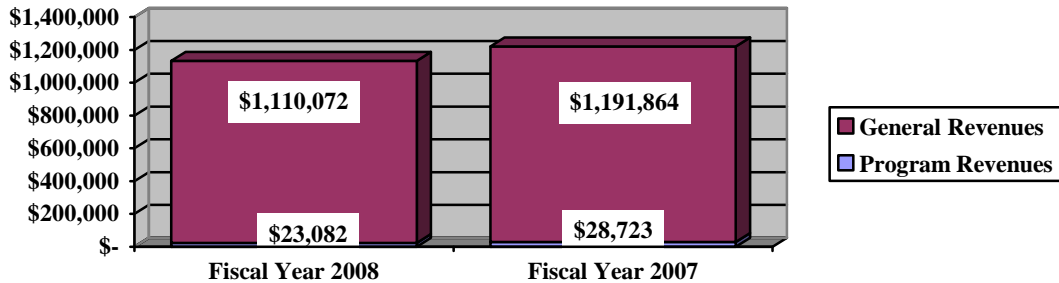
The dependence upon tax and other general revenues for governmental activities is apparent, 98.08% of instruction activities are supported through taxes and other general revenues. For all governmental activities, general revenue support is 98.11%. The District's taxpayers, as a whole, are by far the primary support for District's students.

**KELLEYS ISLAND LOCAL SCHOOL DISTRICT
ERIE COUNTY**

MANAGEMENT'S DISCUSSION AND ANALYSIS
FOR THE FISCAL YEAR ENDED JUNE 30, 2008
UNAUDITED
(Continued)

The graph below presents the District's governmental activities revenue for fiscal year 2008 and 2007.

Governmental Activities - General and Program Revenues



The District's Funds

The District's governmental funds reported a combined fund balance of \$441,342, which is lower than last year's total of \$478,712. The schedule below indicates the fund balance and the total change in fund balance as of June 30, 2008 and 2007.

	Fund Balance <u>June 30, 2008</u>	Fund Balance <u>June 30, 2007</u>	Increase <u>(Decrease)</u>
General	\$ 410,467	\$ 447,402	\$ (36,935)
Debt Service	13,600	30,962	(17,362)
Other Governmental	<u>17,275</u>	<u>348</u>	<u>16,927</u>
Total	<u>\$ 441,342</u>	<u>\$ 478,712</u>	<u>\$ (37,370)</u>

An analysis of the general fund revenues and expenditures is provided in the section below. The increase in the fund balances of the other governmental funds is primarily due to an increase of \$16,774 of the fund balance of the permanent improvement fund due to the completion of the District's construction of a new garage in 2007 which led to a decrease in expenditures in fiscal year 2008.

General Fund

The District's general fund balance decreased \$36,935. This was mainly due to a small decrease in overall revenues and increased expenditures when compared to fiscal year 2007. The table that follows assists in illustrating the financial activities and fund balance of the general fund.

**KELLEYS ISLAND LOCAL SCHOOL DISTRICT
ERIE COUNTY**

MANAGEMENT'S DISCUSSION AND ANALYSIS
FOR THE FISCAL YEAR ENDED JUNE 30, 2008
UNAUDITED
(Continued)

	<u>2008</u> <u>Amount</u>	<u>2007</u> <u>Amount</u>	<u>Percentage</u> <u>Change</u>
<u>Revenues</u>			
Taxes	\$ 864,179	\$ 872,308	(0.93) %
Earnings on investments	18,895	24,617	(23.24) %
Classroom materials and supplies	-	79	(100.00) %
Intergovernmental	117,878	109,051	8.09 %
Other revenues	<u>191</u>	<u>1,492</u>	(87.20) %
Total	<u>\$ 1,001,143</u>	<u>\$ 1,007,547</u>	(0.64) %
<u>Expenditures</u>			
Instruction	\$ 512,781	\$ 510,489	0.45 %
Support services	433,569	397,043	9.20 %
Extracurricular activities	626	759	(17.52) %
Facilities acquisition and construction	<u>91,102</u>	<u>86,267</u>	5.60 %
Total	<u>\$ 1,038,078</u>	<u>\$ 994,558</u>	4.38 %

The decrease in earnings on investments was due to a decrease in investments compared to the prior year and lower interest rates. Other revenues, which are made up of rentals, contributions and donations, classroom materials and fees and miscellaneous revenues decreased primarily due to decreasing revenues from local sources. The increase in support services was due to increases in administration and operations and maintenance expenditures. The increase in facilities acquisition and construction was due to the completion of a new garage for the District.

Debt Service Fund

The debt service fund had \$113,734 in revenues and \$131,096 in expenditures. During fiscal year 2008, the debt service fund's fund balance decreased \$17,362 from \$30,962 to \$13,600 due to receiving less tax money when compared to fiscal year 2007 but paying out approximately \$10,000 more for debt service in 2008.

General Fund Budgeting Highlights

The District's budget is prepared according to Ohio law and is based on accounting for certain transactions on a basis of cash receipts, disbursements and encumbrances. The most significant budgeted fund is the general fund.

During the course of fiscal year 2008, the District amended its general fund budget numerous times. For the general fund, final budgeted revenues and other financing sources were \$1,029,215, which was decreased from the original budgeted revenues and other financing sources estimate of \$1,193,273. Actual revenues and other financing sources for fiscal year 2008 was \$1,027,310. This represents a \$1,905 decrease from final budgeted revenues and other financing sources.

**KELLEYS ISLAND LOCAL SCHOOL DISTRICT
ERIE COUNTY**

MANAGEMENT'S DISCUSSION AND ANALYSIS
FOR THE FISCAL YEAR ENDED JUNE 30, 2008
UNAUDITED
(Continued)

General fund original appropriations (appropriated expenditures plus other financing uses) of \$1,658,961 were decreased to \$1,465,288 in the final budget. The actual budget basis expenditures and other financing uses for fiscal year 2008 totaled \$1,077,119, which was \$388,169 less than the final budget appropriations due to the District not spending its Contingency appropriation.

Capital Assets and Debt Administration

Capital Assets

At the end of fiscal year 2008, the District had \$1,879,021 invested in land improvements, buildings and improvements and furniture and equipment. This entire amount is reported in governmental activities. The following table shows fiscal year 2008 balances compared to 2007:

Capital Assets at June 30 (Net of Depreciation)		
<u>Governmental Activities</u>		
	<u>2008</u>	<u>2007</u>
Land	\$ -	\$ 3,804
Construction in progress	-	122,525
Land improvements	21,896	25,493
Building and improvements	1,843,626	1,745,315
Furniture and equipment	<u>13,499</u>	<u>102,765</u>
Total	<u>\$ 1,879,021</u>	<u>\$ 1,999,902</u>

Total additions to capital assets for 2008 were \$86,483. The overall decrease in capital assets of \$120,881 is primarily due to net disposals of \$154,392 as a result of increasing the capital asset reporting threshold from \$500 to \$5,000 in 2008, and depreciation expense of \$52,972.

See Note 7 to the basic financial statements for additional information on the District's capital assets.

Debt Administration

At June 30, 2008, the District had \$120,000 in general obligation bonds outstanding, all \$120,000 is due within one year. The following table summarizes the bonds outstanding.

Outstanding Debt, at Year End		
	<u>Governmental Activities 2008</u>	<u>Governmental Activities 2007</u>
General obligation bonds:		
School improvement bond	\$ <u>120,000</u>	\$ <u>235,000</u>
Total	<u>\$ 120,000</u>	<u>\$ 235,000</u>

**KELLEYS ISLAND LOCAL SCHOOL DISTRICT
ERIE COUNTY**

MANAGEMENT'S DISCUSSION AND ANALYSIS
FOR THE FISCAL YEAR ENDED JUNE 30, 2008
UNAUDITED
(Continued)

At June 30, 2008, the District's overall legal debt margin was \$6,937,336 with an unvoted debt margin of \$78,264. See Note 8 to the basic financial statements for additional information on the District's debt administration.

Current Financial Related Activities

The District has carefully managed its general fund budget in order to optimize the dollars available for educating the students it serves. The general fund's cash balance was \$428,654 at June 30, 2008. A one-time delinquent personal property tax payment in fiscal year 2004 resulted in the larger-than-normal carry-over balance. Fiscal year-end general fund cash balances were \$436,073, \$408,575, \$401,433, \$264,331, \$132,151 and \$143,813 at June 30 in fiscal years 2007, 2006, 2005, 2004, 2003 and 2002, respectively. Sound fiscal management by the Board of Education and Administration has enabled the District to maintain a healthy cash balance, and continue a quality, comprehensive educational program.

The Board's five-year projection indicates that the natural budget cycle needs would not require additional operating income. With the tri-annual reappraisals and the nature of real estate on the island, there has been a major increase in the real estate value within the district. Since the district is under the 20-mil floor this impacts revenue significantly. Since calendar year 2002, the board has requested the budget commission not collect 2 mils of tax revenue on behalf of the school except for calendar year 2006 was to not to collect 1 mil. Projections show that these tax reductions could continue with current staff numbers and services.

Because of the District's small enrollment, any great increase or decrease in ADM could have a negative impact on the District and staff. Too many additional students would require additional staff members to continue to serve the needs of students. Not enough students would find the district over-staffed. The Board of Education and administration realize the need to anticipate such changes in student enrollment.

Another challenge facing the District is the future of State funding. The State of Ohio was found by the Ohio Supreme Court in March 1997 to be operating an unconstitutional educational system, one that was neither adequate nor equitable. Since 1997, the State has directed its tax revenue growth toward school districts with little property tax wealth. On September 6, 2001, the Ohio Supreme Court issued its latest opinion regarding the State school funding plan and granted a motion for reconsideration on November 2, 2001. At this time, the District is unable to determine what effect, if any, this decision and the reconsideration will have on its future State funding and on its financial operations.

The District has committed itself to educational and financial excellence for many years. It is committed to living within its financial means, and working with the community it serves in order to garner adequate resources to support the educational program. The Board of Education and administration closely monitor its revenues and expenditures in accordance with its financial forecast. Overall, the District continues to perform at a high level.

Contacting the District's Financial Management

This financial report is designed to provide our citizens, taxpayers and investors and creditors with a general overview of the District's finances and to show the District's accountability for the money it receives. If you have questions about this report or need additional financial information contact Ms. Betty Schwiefert, Treasurer, Kelleys Island Local School District, 2900 S. Columbus Avenue, Sandusky, Ohio 44870.

**KELLEYS ISLAND LOCAL SCHOOL DISTRICT
ERIE COUNTY**

STATEMENT OF NET ASSETS
JUNE 30, 2008

	Governmental Activities
Assets:	
Equity in pooled cash and cash equivalents.	\$ 449,941
Receivables:	
Taxes	1,010,327
Accounts	106
Accrued interest	3
Prepayments	8,015
Capital assets:	
Depreciable capital assets, net	1,879,021
Total capital assets, net.	1,879,021
 Total assets.	 3,347,413
Liabilities:	
Accounts payable.	11,533
Contracts payable.	3,282
Accrued wages and benefits	67,349
Pension obligation payable.	9,312
Intergovernmental payable	8,967
Accrued interest payable	2,850
Unearned revenue	908,037
Long-term liabilities:	
Due within one year.	120,000
 Total liabilities	 1,131,330
Net Assets:	
Invested in capital assets, net of related debt.	1,759,021
Restricted for:	
Capital projects	16,646
Debt service.	15,700
State funded programs.	1,285
Unrestricted.	423,431
 Total net assets	 \$ 2,216,083

SEE ACCOMPANYING NOTES TO THE BASIC FINANCIAL STATEMENTS

**KELLEYS ISLAND LOCAL SCHOOL DISTRICT
ERIE COUNTY**

STATEMENT OF ACTIVITIES
FOR THE FISCAL YEAR ENDED JUNE 30, 2008

	Expenses	Program Revenues		Net (Expense) Revenue and Changes in Net Assets
		Charges for Services and Sales	Operating Grants and Contributions	Governmental Activities
Governmental activities:				
Instruction:				
Regular	\$ 580,083		\$ 11,866	\$ (568,217)
Special	39,430		10	(39,420)
Support services:				
Pupil.	43,598		4,694	(38,904)
Instructional staff	99,956		3,462	(96,494)
Board of education	25,640			(25,640)
Administration.	105,119			(105,119)
Fiscal.	47,840		3,000	(44,840)
Business.	5,098			(5,098)
Operations and maintenance	265,236	\$ 50		(265,186)
Extracurricular activities.	626			(626)
Interest and fiscal charges	11,281			(11,281)
Total governmental activities	<u>\$ 1,223,907</u>	<u>\$ 50</u>	<u>\$ 23,032</u>	<u>(1,200,825)</u>

General Revenues:	
Property taxes levied for:	
General purposes	825,878
Debt service.	95,978
Capital projects	33,172
Grants and entitlements not restricted to specific programs.	135,151
Investment earnings	19,752
Miscellaneous	141
Total general revenues.	<u>1,110,072</u>
Change in net assets	(90,753)
Net assets at beginning of year.	<u>2,306,836</u>
Net assets at end of year	<u>\$ 2,216,083</u>

SEE ACCOMPANYING NOTES TO THE BASIC FINANCIAL STATEMENTS

**KELLEYS ISLAND LOCAL SCHOOL DISTRICT
ERIE COUNTY**

BALANCE SHEET
GOVERNMENTAL FUNDS
JUNE 30, 2008

	<u>General</u>	<u>Debt Service</u>	<u>Other Governmental Funds</u>	<u>Total Governmental Funds</u>
Assets:				
Equity in pooled cash and cash equivalents	\$ 428,654	\$ 4,133	\$ 17,154	\$ 449,941
Receivables:				
Taxes	860,484	114,256	35,587	1,010,327
Accounts	106			106
Accrued interest	3			3
Prepayments	7,570		445	8,015
Total assets	<u>\$ 1,296,817</u>	<u>\$ 118,389</u>	<u>\$ 53,186</u>	<u>\$ 1,468,392</u>
Liabilities:				
Accounts payable	\$ 11,533			\$ 11,533
Contracts payable	-		\$ 3,282	3,282
Accrued wages and benefits	67,349			67,349
Pension obligation payable.	9,312			9,312
Intergovernmental payable.	8,967			8,967
Deferred revenue.	15,814	\$ 2,100	656	18,570
Unearned revenue.	773,375	102,689	31,973	908,037
Total liabilities	<u>886,350</u>	<u>104,789</u>	<u>35,911</u>	<u>1,027,050</u>
Fund Balances:				
Reserved for encumbrances	24,242		7,718	31,960
Reserved for prepayments	7,570		445	8,015
Reserved for property tax unavailable for appropriation	71,295	9,467	2,958	83,720
Unreserved, undesignated, reported in:				
General fund	307,360			307,360
Special revenue funds.			1,254	1,254
Debt service fund		4,133		4,133
Capital projects funds.			4,900	4,900
Total fund balances	<u>410,467</u>	<u>13,600</u>	<u>17,275</u>	<u>441,342</u>
Total liabilities and fund balances	<u>\$ 1,296,817</u>	<u>\$ 118,389</u>	<u>\$ 53,186</u>	<u>\$ 1,468,392</u>

SEE ACCOMPANYING NOTES TO THE BASIC FINANCIAL STATEMENTS

**KELLEYS ISLAND LOCAL SCHOOL DISTRICT
ERIE COUNTY**

RECONCILIATION OF TOTAL GOVERNMENTAL FUND BALANCES TO
NET ASSETS OF GOVERNMENTAL ACTIVITIES
JUNE 30, 2008

Total governmental fund balances	\$ 441,342
<i>Amounts reported for governmental activities on the statement of net assets are different because:</i>	
Capital assets used in governmental activities are not financial resources and therefore are not reported in the funds.	1,879,021
Other long-term assets, such as taxes, are not available to pay for current-period expenditures and therefore are deferred in the funds.	18,570
In the statement of activities interest accrues on outstanding bonds, whereas in governmental funds, interest expenditures are reported when due.	(2,850)
Long-term liabilities, including bonds payable, are not due and payable in the current period and therefore are not reported in the funds.	<u>(120,000)</u>
Net assets of governmental activities	<u><u>\$ 2,216,083</u></u>

SEE ACCOMPANYING NOTES TO THE BASIC FINANCIAL STATEMENTS

**KELLEYS ISLAND LOCAL SCHOOL DISTRICT
ERIE COUNTY**

STATEMENT OF REVENUES, EXPENDITURES AND CHANGES IN FUND BALANCES
GOVERNMENTAL FUNDS
FOR THE FISCAL YEAR ENDED JUNE 30, 2008

	<u>General</u>	<u>Debt Service</u>	<u>Other Governmental Funds</u>	<u>Total Governmental Funds</u>
Revenues:				
From local sources:				
Taxes	\$ 864,179	\$ 100,513	\$ 34,589	\$ 999,281
Earnings on investments.	18,895	548	309	19,752
Other local revenues.	191			191
Intergovernmental - State	117,878	12,673	12,545	143,096
Intergovernmental - Federal			28,274	28,274
Total revenues	<u>1,001,143</u>	<u>113,734</u>	<u>75,717</u>	<u>1,190,594</u>
Expenditures:				
Current:				
Instruction:				
Regular	473,361		25,540	498,901
Special.	39,420		10	39,430
Support services:				
Pupil.	38,782		4,694	43,476
Instructional staff	89,795		3,462	93,257
Board of education	25,640			25,640
Administration.	104,902			104,902
Fiscal	42,105	2,084	3,651	47,840
Business	5,098			5,098
Operations and maintenance.	127,247			127,247
Extracurricular activities.	626			626
Facilities acquisition and construction	91,102		21,433	112,535
Debt service:				
Principal retirement		115,000		115,000
Interest and fiscal charges		14,012		14,012
Total expenditures	<u>1,038,078</u>	<u>131,096</u>	<u>58,790</u>	<u>1,227,964</u>
Net change in fund balances	(36,935)	(17,362)	16,927	(37,370)
Fund balances at beginning of year	<u>447,402</u>	<u>30,962</u>	<u>348</u>	<u>478,712</u>
Fund balances at end of year.	<u>\$ 410,467</u>	<u>\$ 13,600</u>	<u>\$ 17,275</u>	<u>\$ 441,342</u>

SEE ACCOMPANYING NOTES TO THE BASIC FINANCIAL STATEMENTS

**KELLEYS ISLAND LOCAL SCHOOL DISTRICT
ERIE COUNTY**

RECONCILIATION OF THE STATEMENT OF REVENUES, EXPENDITURES
AND CHANGES IN FUND BALANCES OF GOVERNMENTAL FUNDS
TO THE STATEMENT OF ACTIVITIES
FOR THE FISCAL YEAR ENDED JUNE 30, 2008

Net change in fund balances - total governmental funds \$ (37,370)

Amounts reported for governmental activities in the statement of activities are different because:

Government funds report capital outlays as expenditures. However, in in statement of activities, the cost of those assets are allocated over their estimated useful lives as depreciation expense. This is the amount by which capital outlays exceeded depreciation expense in the current period.

Capital asset additions	\$	86,483	
Current year depreciation		<u>(52,972)</u>	
Total			33,511

Governmental funds only report the disposal of capital assets to the extent proceeds are received from the sale. In the statement of activities, a gain or loss is reported for each disposal. (154,392)

Revenues in the statement of activities, such as taxes, that do not provide current financial resources are not reported as revenues in the funds.

Property taxes		(44,253)	
Intergovernmental revenue		<u>(13,187)</u>	
Total			(57,440)

Repayment of long-term debt is an expenditure in the governmental funds, but the repayment reduces long-term liabilities on the statement net assets. 115,000

In the statement of activities, interest is accrued on outstanding bonds, whereas in governmental funds, interest is expensed when due. 2,731

Some expenses reported in the statement of activities, such as compensated absences, do not require the use of financial resources and therefore are not reported as expenditures in governmental funds. 7,207

Change in net assets of governmental activities \$ (90,753)

SEE ACCOMPANYING NOTES TO THE BASIC FINANCIAL STATEMENTS

**KELLEYS ISLAND LOCAL SCHOOL DISTRICT
ERIE COUNTY**

STATEMENT OF REVENUES, EXPENDITURES AND CHANGES IN
FUND BALANCE - BUDGET AND ACTUAL (NON-GAAP BUDGETARY BASIS)
GENERAL FUND
FOR THE FISCAL YEAR ENDED JUNE 30, 2008

	<u>Budgeted Amounts</u>		<u>Actual</u>	Variance with Final Budget Positive (Negative)
	<u>Original</u>	<u>Final</u>		<u>(Negative)</u>
Revenues:				
From local sources:				
Taxes	\$ 1,028,852	\$ 887,400	\$ 887,247	\$ (153)
Earnings on investments.	22,029	19,000	18,892	(108)
Other local revenues			35	35
Intergovernmental - State	136,595	117,815	117,878	63
Total revenues	<u>1,187,476</u>	<u>1,024,215</u>	<u>1,024,052</u>	<u>(163)</u>
Expenditures:				
Current:				
Instruction:				
Regular	637,480	515,764	477,359	38,405
Special.	57,700	57,700	40,932	16,768
Support services:				
Pupil.	99,388	64,388	41,112	23,276
Instructional staff	136,724	116,731	98,278	18,453
Board of education	49,400	36,400	25,834	10,566
Administration.	118,700	118,700	106,648	12,052
Fiscal	58,050	53,050	42,516	10,534
Operations and maintenance.	133,046	147,931	135,224	12,707
Extracurricular activities.	9,200	9,200	626	8,574
Facilities acquisition and construction.	122,439	108,590	108,590	
Total expenditures	<u>1,422,127</u>	<u>1,228,454</u>	<u>1,077,119</u>	<u>151,335</u>
Deficiency of revenue under expenditures.	<u>(234,651)</u>	<u>(204,239)</u>	<u>(53,067)</u>	<u>151,172</u>
Other financing sources (uses):				
Refund of prior year expenditure.	5,217	4,500	3,208	(1,292)
Contingencies	(236,834)	(236,834)		236,834
Sale of capital assets	580	500	50	(450)
Total other financing sources (uses)	<u>(231,037)</u>	<u>(231,834)</u>	<u>3,258</u>	<u>235,092</u>
Net change in fund balance	(465,688)	(436,073)	(49,809)	386,264
Fund balance at beginning of year.	317,196	317,196	317,196	
Prior year encumbrances appropriated	118,877	118,877	118,877	
Fund balance (deficit) at end of year	<u>\$ (29,615)</u>	<u>\$ (29,615)</u>	<u>\$ 386,264</u>	<u>\$ 386,264</u>

SEE ACCOMPANYING NOTES TO THE BASIC FINANCIAL STATEMENTS

**KELLEYS ISLAND LOCAL SCHOOL DISTRICT
ERIE COUNTY**

STATEMENT OF FIDUCIARY NET ASSETS
FIDUCIARY FUNDS
JUNE 30, 2008

	Private-Purpose Trust	
	Scholarship	Agency
Assets:		
Equity in pooled cash and cash equivalents	\$ 16,710	
Receivables:		
Taxes		\$ 56,940
Total assets.	16,710	\$ 56,940
Liabilities:		
Intergovernmental payable		\$ 56,940
Total liabilities		\$ 56,940
Net Assets:		
Held in trust for scholarships	16,710	
Total net assets	\$ 16,710	

SEE ACCOMPANYING NOTES TO THE BASIC FINANCIAL STATEMENTS

**KELLEYS ISLAND LOCAL SCHOOL DISTRICT
ERIE COUNTY**

STATEMENT OF CHANGES IN FIDUCIARY NET ASSETS
FIDUCIARY FUND
FOR THE FISCAL YEAR ENDED JUNE 30, 2008

	Private-Purpose Trust
	Scholarship
Additions:	
Interest	\$ 720
Gifts and contributions.	750
	1,470
Total additions.	1,470
Deductions:	
Scholarships awarded	3,100
	(1,630)
Change in net assets	(1,630)
Net assets at beginning of year.	18,340
Net assets at end of year	\$ 16,710

SEE ACCOMPANYING NOTES TO THE BASIC FINANCIAL STATEMENTS

**KELLEYS ISLAND LOCAL SCHOOL DISTRICT
ERIE COUNTY**

**NOTES TO THE BASIC FINANCIAL STATEMENTS
FOR THE FISCAL YEAR ENDED JUNE 30, 2008**

NOTE 1 - DESCRIPTION OF THE SCHOOL DISTRICT

The Kelleys Island Local School District (the "District") is located in Erie County, Ohio and encompasses Kelleys Island. The District was established through the consolidation of existing land areas and school districts and is organized under Section 2 and 3, Articles VI of the Constitution of the State of Ohio. Under such laws there is no authority for a school district to have a charter or adopt local laws. The legislative power of the school district is vested in the Board of Education, consisting of five members elected at large for staggered four-year terms.

The District ranks as the 892nd largest by enrollment among the 896 public and community schools in the State and 7th in Erie County. It currently operates 1 elementary school, 1 middle school, and 1 comprehensive high school. The District employs 2 non-certified and 8 certified employees to provide services to 22 students in grades K through 12 and various community groups.

NOTE 2 - SUMMARY OF SIGNIFICANT ACCOUNTING POLICIES

The basic financial statements of the District have been prepared in conformity with accounting principles generally accepted in the United States of America (GAAP) as applied to governmental units. The Governmental Accounting Standards Board (GASB) is the accepted standard-setting body for establishing governmental accounting and financial reporting principles. The District also applies Financial Accounting Standards Board (FASB) Statements and Interpretations issued on or before November 30, 1989, to its governmental activities provided they do not conflict with or contradict GASB pronouncements. The District's significant accounting policies are described below.

A. Reporting Entity

The reporting entity has been defined in accordance with GASB Statement No. 14, "The Financial Reporting Entity" as amended by GASB Statement No. 39, "Determining Whether Certain Organizations Are Component Units". The reporting entity is composed of the primary government, component units and other organizations that are included to ensure that the basic financial statements of the District are not misleading. The primary government consists of all funds, departments, boards and agencies that are not legally separate from the District. For the District, this includes general operations and student related activities of the District.

Component units are legally separate organizations for which the District is financially accountable. The District is financially accountable for an organization if the District appoints a voting majority of the organization's governing board and (1) the District is able to significantly influence the programs or services performed or provided by the organization; or (2) the District is legally entitled to or can otherwise access the organization's resources; or (3) the District is legally obligated or has otherwise assumed the responsibility to finance the deficits of, or provide financial support to, the organization; or (4) the District is obligated for the debt of the organization. Component units may also include organizations that are fiscally dependent on the District in that the District approves the budget, the issuance of debt or the levying of taxes. Based upon the application of these criteria, the District has no component units.

**KELLEYS ISLAND LOCAL SCHOOL DISTRICT
ERIE COUNTY**

NOTES TO THE BASIC FINANCIAL STATEMENTS
FOR THE FISCAL YEAR ENDED JUNE 30, 2008
(Continued)

NOTE 2 - SUMMARY OF SIGNIFICANT ACCOUNTING POLICIES - (Continued)

The following organizations are described due to their relationship to the District:

PUBLIC ENTITY RISK POOLS

Schools of Ohio Risk Sharing Authority

The District participates in the Schools of Ohio Risk Sharing Authority (SORSA), which was established in 2002 pursuant to Articles of Incorporation filed under Chapter 1702 of the Ohio Revised Code - Non-Profit Corporations and functioning under authority granted by Section 2744.081 of the Ohio Revised Code. SORSA's purpose is to provide a joint self-insurance pool and to assist member districts in preventing and reducing losses and injuries to property and persons that might result in claims being made against members of SORSA, their employees or officers.

Huron-Erie School Employees Insurance Association

The Huron-Erie School Employees Insurance Association is a shared risk pool, with participants from Erie and Huron Counties. The Association is governed by an assembly which consists of one representative from each participant. The assembly elects officers for two year terms to serve as the Board of Directors. The Assembly exercises control over the operation of the Association. All Association revenues are generated from charges for services. Financial information can be obtained by contacting the program administrator at the Huron-Erie School Employees Insurance Association, located at 2900 Columbus Avenue, Sandusky, Ohio 44870.

Ohio School Boards Association Workers' Compensation Group Rating Program

The District participates in a group rating program for workers' compensation as established in Section 4123.29 of the Ohio Revised Code. The Ohio School Boards Association (OSBA) Workers' Compensation Group Rating Program (GRP) was established as an insurance purchasing pool. The GRP is governed by a three-member Board of Directors. The Executive Director of the OSBA, or his designee, serves as coordinator of the program. Each year, the participating school districts pay an enrollment fee to the GRP to cover the costs of administering the program. Refer to Note 10 for further information on this group rating program.

JOINTLY GOVERNED ORGANIZATION

Northern Ohio Educational Computer Association (NOECA)

The NOECA is a jointly governed organization among 41 area school districts and service centers. The jointly governed organization was formed for the purpose of applying modern technology with the aid of computers and other electronic equipment to the administrative and instructional functions among member school districts and service centers. Each of the governments of these schools supports the NOECA based upon a per pupil charge, dependent upon the software package utilized. The NOECA assembly consists of a superintendent from each participating service center and a representative from the fiscal agent. The NOECA is governed by a Board of Directors chosen from the general membership of the NOECA Assembly. The Board of Directors consists of a representative from the fiscal agent, the chairman of each of the operating committees, and two Assembly members from each county in which participating service centers are located. Each Service

**KELLEYS ISLAND LOCAL SCHOOL DISTRICT
ERIE COUNTY**

NOTES TO THE BASIC FINANCIAL STATEMENTS
FOR THE FISCAL YEAR ENDED JUNE 30, 2008
(Continued)

NOTE 2 - SUMMARY OF SIGNIFICANT ACCOUNTING POLICIES - (Continued)

Center's authority is limited to its representation on the Board. The District paid \$14,505 to NOECA for services during 2008. Financial information can be obtained by contacting Betty

Schwiefert, who serves as Controller, at 2900 South Columbus Avenue, Sandusky, Ohio 44870.

B. Fund Accounting

The District uses funds to maintain its financial records during the year. A fund is defined as a fiscal and accounting entity with a self balancing set of accounts. There are three categories of funds: governmental, proprietary and fiduciary.

GOVERNMENTAL FUNDS

Governmental funds are those through which most governmental functions typically are financed. Governmental fund reporting focuses on the sources, uses and balances of current financial resources. Expendable assets are assigned to the various governmental funds according to the purposes for which they may or must be used. Current liabilities are assigned to the fund from which they will be paid. The difference between governmental fund assets and liabilities is reported as fund balance. The following are the District's major governmental funds:

General Fund - The general fund is used to account for all financial resources except those required to be accounted for in another fund. The general fund balance is available for any purpose provided it is expended or transferred according to the general laws of Ohio.

Debt Service Fund - The debt service fund is used to account for the accumulation of resources and payment of general obligation bond and note principal, interest and related costs.

Other governmental funds of the District are used to account for (a) financial resources to be used for the acquisition, construction, or improvement of capital facilities; and (b) for grants and other resources whose use is restricted to a particular purpose.

PROPRIETARY FUNDS

Proprietary funds are used to account for the District's ongoing activities which are similar to those often found in the private sector. The District has no proprietary funds.

FIDUCIARY FUNDS

Fiduciary fund reporting focuses on net assets and changes in net assets. The fiduciary fund category is split into four classifications: pension trust funds, investment trust funds, private-purpose trust funds and agency funds. Trust funds are used to account for assets held by the District under a trust agreement for individuals, private organizations, or other governments and are therefore not available to support the District's own programs. The District's only trust fund is a private-purpose trust which accounts for a scholarship program

**KELLEYS ISLAND LOCAL SCHOOL DISTRICT
ERIE COUNTY**

NOTES TO THE BASIC FINANCIAL STATEMENTS
FOR THE FISCAL YEAR ENDED JUNE 30, 2008
(Continued)

NOTE 2 - SUMMARY OF SIGNIFICANT ACCOUNTING POLICIES - (Continued)

for students. Agency funds are custodial in nature (assets equal liabilities) and do not involve measurement of results of operations. The District's agency fund accounts for deposits held for outside entities.

C. Basis of Presentation and Measurement Focus

Government-wide Financial Statements - The statement of net assets and the statement of activities display information about the District as a whole. These statements include the financial activities of the primary government, except for fiduciary funds.

The government-wide statement of activities presents a comparison between direct expenses and program revenues for each function or program of the governmental activities of the District. Direct expenses are those that are specifically associated with a service, program or department and therefore clearly identifiable to a particular function. Program revenues include amounts paid by the recipient of goods or services offered by the program and grants and contributions that are restricted to meeting the operational or capital requirements of a particular program. Revenues not classified as program revenues are presented as general revenues of the District.

The government-wide financial statements are prepared using the economic resources measurement focus. All assets and all liabilities associated with the operation of the District are included on the statement of net assets.

Fund Financial Statements - Fund financial statements report detailed information about the District. The focus of governmental fund financial statements is on major funds rather than reporting funds by type. Each major fund is presented in a separate column, and all nonmajor funds are aggregated into one column. Fiduciary funds are reported by fund type.

All governmental funds are accounted for using a flow of current financial resources measurement focus. With this measurement focus, only current assets and current liabilities generally are included on the balance sheet. The statement of revenues, expenditures and changes in fund balances reports on the sources (i.e., revenues and other financing sources) and uses (i.e., expenditures and other financing uses) of current financial resources. This approach differs from the manner in which the governmental activities of the government-wide financial statements are prepared. Governmental fund financial statements therefore include a reconciliation with brief explanations to better identify the relationship between the government-wide statements and the statements for governmental funds.

The private-purpose trust fund is reported using the economic resources measurement focus. Agency funds do not report a measurement focus as they do not report operations.

D. Basis of Accounting

Basis of accounting determines when transactions are recorded in the financial records and reported on the financial statements. Government-wide financial statements are prepared using the accrual basis of accounting. Governmental funds use the modified accrual basis of accounting. Fiduciary funds also use the accrual basis of accounting.

**KELLEYS ISLAND LOCAL SCHOOL DISTRICT
ERIE COUNTY**

NOTES TO THE BASIC FINANCIAL STATEMENTS
FOR THE FISCAL YEAR ENDED JUNE 30, 2008
(Continued)

NOTE 2 - SUMMARY OF SIGNIFICANT ACCOUNTING POLICIES - (Continued)

Revenues - Exchange and Non-exchange Transactions - Revenue resulting from exchange transactions, in which each party gives and receives essentially equal value, is recorded on the accrual basis when the exchange takes place. On a modified accrual basis, revenue is recorded in the fiscal year in which the resources are measurable and become available. Available means that the resources will be collected within the current fiscal year or are

expected to be collected soon enough thereafter to be used to pay liabilities of the current fiscal year. For the District, available means expected to be received within sixty days of fiscal year-end.

Nonexchange transactions, in which the District receives value without directly giving equal value in return, include property taxes, grants, entitlements and donations. On an accrual basis, revenue from property taxes is recognized in the fiscal year for which the taxes are levied (see Note 5). Revenue from grants, entitlements and donations is recognized in the fiscal year in which all eligibility requirements have been satisfied. Eligibility requirements include timing requirements, which specify the year when the resources are required to be used or the fiscal year when use is first permitted, matching requirements, in which the District must provide local resources to be used for a specified purpose, and expenditure requirements, in which the resources are provided to the District on a reimbursement basis. On a modified accrual basis, revenue from nonexchange transactions must also be available before it can be recognized.

Under the modified accrual basis, the following revenue sources are considered to be both measurable and available at fiscal year-end: property taxes available as an advance, interest, tuition, grants, student fees and rentals.

Unearned Revenue and Deferred Revenue - Unearned revenue and deferred revenue arise when assets are recognized before revenue recognition criteria have been satisfied.

Property taxes for which there is an enforceable legal claim as of June 30, 2008, but which were levied to finance fiscal year 2009 operations, and other revenues received in advance of the fiscal year for which they are intended to finance, have been recorded as unearned revenue. Grants and entitlements received before the eligibility requirements are met and delinquent property taxes due at June 30, 2008 are recorded as deferred revenue on the governmental fund financial statements.

On governmental fund financial statements, receivables that will not be collected within the available period have been reported as deferred revenue.

Expenses/Expenditures - On the accrual basis of accounting, expenses are recognized at the time they are incurred. The entitlement value of donated commodities received during the year is reported in the fund financial statements as an expenditure with a like amount reported as intergovernmental revenue.

The measurement focus of governmental fund accounting is on decreases in net financial resources (expenditures) rather than expenses. Expenditures are generally recognized in the accounting period in which the related fund liability is incurred, if measurable. Allocations of cost, such as depreciation and amortization, are not recognized in governmental funds.

**KELLEYS ISLAND LOCAL SCHOOL DISTRICT
ERIE COUNTY**

NOTES TO THE BASIC FINANCIAL STATEMENTS
FOR THE FISCAL YEAR ENDED JUNE 30, 2008
(Continued)

NOTE 2 - SUMMARY OF SIGNIFICANT ACCOUNTING POLICIES - (Continued)

E. Budgets

The budgetary process is prescribed by provisions of the Ohio Revised Code and entails the preparation of budgetary documents within an established timetable. The major documents prepared are the tax budget, the certificate of estimated resources, and the appropriation resolution, all of which are prepared on the budgetary basis of accounting. The certificate of

estimated resources and the appropriations resolution are subject to amendment throughout the year with the legal restriction that appropriations cannot exceed estimated resources, as certified. All funds, other than agency funds, are legally required to be budgeted and appropriated. The legal level of budgetary control has been established at the fund, function, and object level for all funds. Any budgetary modifications at this level may only be made by resolution of the Board of Education.

Tax Budget:

Prior to January 15, the Superintendent and Treasurer submit to the Board of Education a proposed operating budget for the fiscal year commencing the following July 1. The budget includes proposed expenditures and the means of financing for all funds. Public hearings are publicized and conducted to obtain taxpayers' comments. The express purpose of this budget document is to reflect the need for existing (or increased tax rates). By no later than January 20, the Board-adopted budget is filed with the Erie County Budget Commission for rate determination.

Estimated Resources:

By April 1, the Board of Education accepts, by formal resolution, the tax rates as determined by the Budget Commission and receives the Commissions' certificate of estimated resources, which states the projected revenue of each fund. Prior to June 30, the District must revise its budget so that total contemplated expenditures from any fund during the ensuing year will not exceed the amount stated in the certificate of estimated resources. The revised budget then serves as the basis for the appropriation measure. On or about July 1, the certificate is amended to include any unencumbered cash balances from the preceding year. The certificate may be further amended during the year if projected increases or decreases in revenue are identified by the District Treasurer. The amounts reported in the budgetary statement reflect the amounts from the original and final certificate of estimated resources issued for fiscal year 2008.

Appropriations:

Upon receipt from the County Auditor of an amended certificate of estimated resources based on final assessed values and tax rates or a certificate saying no new certificate is necessary, the annual appropriation resolution is enacted by the Board of Education. Prior to the passage of the annual appropriation measure, the Board may pass a temporary appropriation measure to meet the ordinary expenses of the District. The appropriation resolution is legally enacted at the fund, function, and object level of expenditures, which is the legal level of budgetary control. (State statute permits a temporary appropriation to be effective until no later than October 1 of each year.) Resolution appropriations by fund must

**KELLEYS ISLAND LOCAL SCHOOL DISTRICT
ERIE COUNTY**

NOTES TO THE BASIC FINANCIAL STATEMENTS
FOR THE FISCAL YEAR ENDED JUNE 30, 2008
(Continued)

NOTE 2 - SUMMARY OF SIGNIFICANT ACCOUNTING POLICIES - (Continued)

be within the estimated resources as certified by the County Budget Commission and the total of expenditures and encumbrances may not exceed the appropriation totals.

The Board may pass supplemental fund appropriations so long as the total appropriations by fund do not exceed the amounts set forth in the most recent certificate of estimated resources. During the year, all supplemental appropriations were legally enacted.

The appropriation resolution is subject to amendment by the Board throughout the year with the restriction that appropriations may not exceed estimated revenues. On the budgetary statement, the amounts reported as the original budget amounts reflect the first appropriation for that fund covered the entire fiscal year, including amounts automatically carried over from prior year. The amounts reported as the final budgeted amounts represent the final appropriation amounts passed by the Board during the year.

Lapsing of Appropriations:

At the close of each fiscal year, the unencumbered balance of each appropriation reverts to the respective fund from which it was appropriated and becomes subject to future appropriation. Encumbered appropriations are carried forward to the succeeding fiscal year and are not reappropriated.

F. Cash and Investments

To improve cash management, cash received by the District is pooled in a central bank account. Monies for all funds are maintained in this pool. Individual fund integrity is maintained through the District's records. Each fund's interest in the pool is presented as "equity in pooled cash and cash equivalents" on the basic financial statements.

During fiscal year 2008, investments were limited to investments in the State Treasury Asset Reserve of Ohio (STAR Ohio).

The District had invested funds in STAR Ohio during fiscal year 2008. STAR Ohio is an investment pool managed by the State Treasurer's Office, which allows governments within the State to pool their funds for investment purposes. STAR Ohio is not registered with the SEC as an investment company, but does operate in a manner consistent with Rule 2a7 of the Investment Company Act of 1940. Investments in STAR Ohio are valued at STAR Ohio's shares price which is the price the investment could be sold for on June 30, 2008.

Under existing Ohio statutes all investment earning are assigned to the general fund unless statutorily required to be credited to a specific fund. The Board of Education has, by resolution, specified the funds to receive an allocation of interest earnings. Interest revenue credited to the general fund during fiscal year 2008 amounted to \$18,895, which includes \$229 assigned from other District funds.

For presentation on the basic financial statements, investments of the cash management pool and investments with original maturities of three months or less at the time they are purchased by the District are considered to be cash equivalents.

**KELLEYS ISLAND LOCAL SCHOOL DISTRICT
ERIE COUNTY**

NOTES TO THE BASIC FINANCIAL STATEMENTS
FOR THE FISCAL YEAR ENDED JUNE 30, 2008
(Continued)

NOTE 2 - SUMMARY OF SIGNIFICANT ACCOUNTING POLICIES - (Continued)

An analysis of the District's investment account at fiscal year-end is provided in Note 4.

G. Capital Assets

General capital assets are those assets specifically related to governmental activities. These assets result from expenditures in the governmental funds. These assets are reported in the governmental activities column of the government-wide statement of net assets, but are not reported in the fund financial statements.

All capital assets are capitalized at cost (or estimated historical cost) and updated for additions and retirements during the year. Donated capital assets are recorded at their fair market values as of the date received. The District increased the capitalization threshold from \$500 to \$5,000 during fiscal year 2008. The District does not possess any infrastructure. Improvements are capitalized; the costs of normal maintenance and repairs that do not add to the value of the asset or materially extend an asset's life are not capitalized.

All reported capital assets except land and construction in progress are depreciated. Improvements are depreciated over the remaining useful lives of the related capital assets. Depreciation is computed using the straight-line method over the following useful lives:

<u>Description</u>	<u>Activities Estimated Lives</u>
Land improvements	7 - 30 years
Buildings and improvements	5 - 50 years
Furniture and equipment	5 - 30 years

H. Compensated Absences

Compensated absences of the District consist of sick leave to the extent that payment to the employee for these absences are attributable to services already rendered and are not contingent on a specific event that is outside the control of the District and the employee.

In accordance with the provisions of GASB Statement No. 16, "Accounting for Compensated Absences", a liability for vacation leave is accrued if a) the employees' rights to payment are attributable to services already rendered; and b) it is probable that the employer will compensate the employees for the benefits through paid time off or other means, such as cash payment at termination or retirement. An accrual for earned sick leave is made to the extent that it is probable that the benefits will result in termination (severance) payments. A liability for sick leave is accrued using the vesting method; i.e., the liability is based on the sick leave accumulated at the balance sheet date by those employees who are currently eligible to receive termination (severance) payments, as well as those employees expected to become eligible in the future. For purposes of establishing a liability for sick leave on employees expected to become eligible to retire in the future, all employees age 50 or greater with at least 10 years of service and all employees with at least 20 years of service

**KELLEYS ISLAND LOCAL SCHOOL DISTRICT
ERIE COUNTY**

NOTES TO THE BASIC FINANCIAL STATEMENTS
FOR THE FISCAL YEAR ENDED JUNE 30, 2008
(Continued)

NOTE 2 - SUMMARY OF SIGNIFICANT ACCOUNTING POLICIES - (Continued)

regardless of their age were considered expected to become eligible to retire in accordance with GASB Statement No. 16.

The total liability for sick leave payments has been calculated using pay rates in effect at the balance sheet date, and reduced to the maximum payment allowed by labor contract and/or statute, plus any applicable additional salary related payments.

The entire compensated absence liability is reported on the government-wide financial statements.

For governmental fund financial statements, compensated absences are recognized as liabilities and expenditures as payments come due each period upon the occurrence of employee resignations and retirements.

I. Accrued Liabilities and Long-Term Obligations

All payables, accrued liabilities and long-term obligations are reported in the government-wide financial statements.

In general, governmental fund payables and accrued liabilities that, once incurred, are paid in a timely manner and in full from current financial resources are reported as obligations of the funds. However, compensated absences that will be paid from governmental funds are reported as a liability in the fund financial statements only to the extent that they are due for payment during the current year. Bonds and contractually required pension contributions are recognized on the fund financial statements when due.

J. Prepaid Items

Payments made to vendors for services that will benefit periods beyond June 30, 2008, are recorded as prepaid items using the consumption method. A current asset for the prepaid amount is recorded at the time of purchase and an expenditure/expense is reported in the year in which services are consumed.

K. Fund Balance Reserves

The District reserves those portions of fund equity which are legally segregated for a specific future use or which do not represent available expendable resources and therefore are not available for appropriation or expenditure. Unreserved fund balance indicates that portion of fund equity which is available for appropriation in future periods. Fund equity reserves have been established for encumbrances, prepayments and property taxes unavailable for appropriation. The reserve for property taxes unavailable for appropriation represents taxes recognized as revenue under GAAP, but not available for appropriation under State statute.

L. Net Assets

Net assets represent the difference between assets and liabilities. Net assets invested in capital assets, net of related debt consist of capital assets, net of accumulated depreciation, reduced by the outstanding balances of any borrowings used for the acquisition, construction

**KELLEYS ISLAND LOCAL SCHOOL DISTRICT
ERIE COUNTY**

NOTES TO THE BASIC FINANCIAL STATEMENTS
FOR THE FISCAL YEAR ENDED JUNE 30, 2008
(Continued)

NOTE 2 - SUMMARY OF SIGNIFICANT ACCOUNTING POLICIES - (Continued)

or improvement of those assets. Net assets are reported as restricted when there are limitations imposed on their use either through the enabling legislation or through external restrictions imposed by creditors, grantors or laws or regulations of other governments.

The District applies restricted resources first when an expense is incurred for purposes for which both restricted and unrestricted net assets are available.

M. Estimates

The preparation of the basic financial statements in conformity with GAAP requires management to make estimates and assumptions that affect the amounts reported in the

basic financial statements and accompanying notes. Actual results may differ from those estimates.

N. Interfund Activity

Exchange transactions between funds are reported as revenues in the seller funds and as expenditures/expenses in the purchaser funds. Flows of cash or goods from one fund to another without a requirement for repayment are reported as interfund transfers. Interfund transfers are reported as other financing sources/uses in governmental funds. Repayments from funds responsible for particular expenditures/expenses to the funds that initially paid for them are not presented on the basic financial statements. The District had no interfund transactions during fiscal year 2008.

O. Extraordinary and Special Items

Extraordinary items are transactions or events that are both unusual in nature and infrequent in occurrence. Special items are transactions or events that are within the control of the Board of Education and that are either unusual in nature or infrequent in occurrence. Neither type of transaction occurred during fiscal year 2008.

NOTE 3 - ACCOUNTABILITY AND COMPLIANCE

Change in Accounting Principles

For fiscal year 2008, the District has implemented GASB Statement No. 45, "Accounting and Financial Reporting for Postemployment Benefits Other than Pensions", GASB Statement No. 48, "Sales and Pledges of Receivables and Future Revenues and Intra-Entity Transfers of Assets and Future Revenues" and GASB Statement No. 50, "Pension Disclosures".

GASB Statement No. 45 establishes uniform standards of financial reporting for other postemployment benefits and increases the usefulness and improves the faithfulness of representations in the financial reports. The implementation of GASB Statement No. 45 did not have an effect on the financial statements of the District; however, certain disclosures related to postemployment benefits (see Note 12) have been modified to conform to the new reporting requirements.

**KELLEYS ISLAND LOCAL SCHOOL DISTRICT
ERIE COUNTY**

NOTES TO THE BASIC FINANCIAL STATEMENTS
FOR THE FISCAL YEAR ENDED JUNE 30, 2008
(Continued)

NOTE 3 - ACCOUNTABILITY AND COMPLIANCE – (Continued)

GASB Statement No. 48 establishes criteria to ascertain whether certain transactions should be regarded as sales or as collateralized borrowings, as well as disclosure requirements for future revenues that are pledged and sold. The implementation of GASB Statement No. 48 did not have an effect on the financial statements of the District.

GASB Statement No. 50 establishes standards that more closely align the financial reporting requirements for pensions with those of other postemployment benefits. The implementation of GASB Statement No. 50 did not have an effect on the financial statements of the District.

NOTE 4 - DEPOSITS AND INVESTMENTS

State statutes classify monies held by the District into three categories.

Active deposits are public deposits necessary to meet current demands on the treasury. Such monies must be maintained either as cash in the District treasury, in commercial accounts payable or withdrawable on demand, including negotiable order of withdrawal (NOW) accounts, or in money market deposit accounts.

Inactive deposits are public deposits that the Board of Education has identified as not required for use within the current five year period of designation of depositories. Inactive deposits must either be evidenced by certificates of deposit maturing not later than the end of the current period of designation of depositories, or by savings or deposit accounts including, but not limited to, passbook accounts.

Interim deposits are deposits of interim monies. Interim monies are those monies which are not needed for immediate use, but which will be needed before the end of the current period of designation of depositories. Interim deposits must be evidenced by time certificates of deposit maturing not more than one year from the date of deposit or by savings or deposit accounts including passbook accounts.

Interim monies may be deposited or invested in the following securities:

1. United States Treasury Notes, Bills, Bonds, or any other obligation or security issued by the United States Treasury or any other obligation guaranteed as to principal and interest by the United States;
2. Bonds, notes, debentures, or any other obligations or securities issued by any federal government agency or instrumentality, including but not limited to, the Federal National Mortgage Association, Federal Home Loan Bank, Federal Farm Credit Bank, Federal Home Loan Mortgage Corporation, Government National Mortgage Association, and Student Loan Marketing Association. All federal agency securities shall be direct issuances of federal government agencies or instrumentalities;
3. Written repurchase agreements in the securities listed above provided that the market value of the securities subject to the repurchase agreement must exceed the principal value of the agreement by at least two percent and be marked to market daily, and that the term of the agreement must not exceed thirty days;

**KELLEYS ISLAND LOCAL SCHOOL DISTRICT
ERIE COUNTY**

NOTES TO THE BASIC FINANCIAL STATEMENTS
FOR THE FISCAL YEAR ENDED JUNE 30, 2008
(Continued)

NOTE 4 - DEPOSITS AND INVESTMENTS - (Continued)

4. Bonds and other obligations of the State of Ohio;
5. No-load money market mutual funds consisting exclusively of obligations described in items (1) and (2) above and repurchase agreements secured by such obligations, provided that investments in securities described in this division are made only through eligible institutions;
6. The State Treasurer's investment pool (STAR Ohio);
7. Certain banker's acceptance and commercial paper notes for a period not to exceed one hundred eighty days from the purchase date in an amount not to exceed twenty-five percent of the interim monies available for investment at any one time; and,
8. Under limited circumstances, corporate debt interests rated in either of the two highest classifications by at least two nationally recognized rating agencies.

Protection of District's deposits is provided by the Federal Deposit Insurance Corporation (FDIC), by eligible securities pledged by the financial institution as security for repayment, by surety company bonds deposited with the Treasurer by the financial institution or by a single collateral pool established by the financial institution to secure the repayment of all public monies deposited with the institution.

Investments in stripped principal or interest obligations, reverse repurchase agreements and derivatives are prohibited. The issuance of taxable notes for the purpose of arbitrage, the use of leverage and short selling are also prohibited. An investment must mature within five years from the date of purchase unless matched to a specific obligation or debt of the District, and must be purchased with the expectation that it will be held to maturity. Investments may only be made through specified dealers and institutions. Payment for investments may be made only upon delivery of the securities representing the investments to the Treasurer or, if the securities are not represented by a certificate, upon receipt of confirmation of transfer from the custodian.

A. Deposits with Financial Institutions

At June 30, 2008, the carrying amount of all District deposits was \$215,942. Based on the criteria described in GASB Statement No. 40, "Deposits and Investment Risk Disclosures", as of June 30, 2008, \$120,406 of the District's bank balance of \$223,226 was exposed to custodial risk as discussed below, while \$102,820 was covered by the Federal Deposit Insurance Corporation.

Custodial credit risk is the risk that, in the event of bank failure, the District's deposits may not be returned. All deposits are collateralized with eligible securities in amounts equal to at least 105% of the carrying value of the deposits. Such collateral, as permitted by the Ohio Revised Code, is held in single financial institution collateral pools at Federal Reserve Banks, or at member banks of the federal reserve system, in the name of the respective depository bank and pledged as a pool of collateral against all of the public deposits it holds or as specific collateral held at the Federal Reserve Bank in the name of the District. The District has no deposit policy for custodial credit risk beyond the requirements of State statute. Although the securities were held by the pledging institutions' trust department and all statutory

**KELLEYS ISLAND LOCAL SCHOOL DISTRICT
ERIE COUNTY**

NOTES TO THE BASIC FINANCIAL STATEMENTS
FOR THE FISCAL YEAR ENDED JUNE 30, 2008
(Continued)

NOTE 4 - DEPOSITS AND INVESTMENTS - (Continued)

requirements for the deposit of money had been followed, noncompliance with federal requirements could potentially subject the District to a successful claim by the FDIC.

B. Investments

As of June 30, 2008, the District had an investment in STAR Ohio of \$250,709 with a maturity of 6 months or less.

Interest Rate Risk: As a means of limiting its exposure to fair value losses arising from rising interest rates and according to State law, the District's investment policy limits investment portfolio maturities to five years or less.

Credit Risk: Standard & Poor's has assigned STAR Ohio an AAAM money market rating. Ohio law requires that STAR Ohio maintain the highest rating provided by at least one nationally recognized standard ratings service. The District's investment policy does not address investment credit risk beyond the requirements of State statutes.

Custodial Credit Risk: For an investment, custodial credit risk is the risk that, in the event of the failure of the counterparty, the District will not be able to recover the value of its investments or collateral securities that are in the possession of an outside party. The District's investment policy does not specifically address custodial credit risk beyond the adherence to all relevant sections of the Ohio Revised Code.

Concentration of Credit Risk: The District places no limit on the amount that may be invested in any one issuer.

C. Reconciliation of Cash and Investments to the Statement of Net Assets

The following is a reconciliation of cash and investments as reported in the note above to cash and investments as reported on the statement of net assets as of June 30, 2008:

<u>Cash and investments per note</u>	
Carrying amount of deposits	\$ 215,942
Investments	250,709
Total	<u>\$ 466,651</u>

<u>Cash and investments per statement of net assets</u>	
Governmental activities	\$ 449,941
Private-purpose trust fund	16,710
Total	<u>\$ 466,651</u>

**KELLEYS ISLAND LOCAL SCHOOL DISTRICT
ERIE COUNTY**

NOTES TO THE BASIC FINANCIAL STATEMENTS
FOR THE FISCAL YEAR ENDED JUNE 30, 2008
(Continued)

NOTE 5 - PROPERTY TAXES

Property taxes are levied and assessed on a calendar year basis while the District fiscal year runs from July through June. First half tax collections are received by the District in the second half of the fiscal year. Second half tax distributions occur in the first half of the following fiscal year.

Property taxes include amounts levied against all real, public utility and tangible personal property (used in business) located in the District. Real property tax revenue received in calendar year 2008 represents collections of calendar year 2007 taxes. Real property taxes received in calendar year 2008 were levied after April 1, 2007, on the assessed value listed as of January 1, 2007, the lien date. Assessed values for real property taxes are established by State law at thirty-five percent of appraised market value. Real property taxes are payable annually or semi-annually. If paid annually, payment is due December 31; if paid semi-annually, the first payment is due December 31 with the remainder payable by June 20. Under certain circumstances, State statute permits alternate payment dates to be established.

Public utility property tax revenue received in calendar year 2008 represents collections of calendar year 2007 taxes. Public utility real and tangible personal property taxes received in calendar year 2008 became a lien December 31, 2006, were levied after April 1, 2007 and are collected in 2008 with real property taxes. Public utility real property is assessed at thirty-five percent of true value; public utility tangible personal property currently is assessed at varying percentages of true value.

Tangible personal property tax revenue received during calendar year 2008 (other than public utility property) represents the collection of 2008 taxes. Tangible personal property taxes received in calendar year 2008 were levied after April 1, 2007, on the value as of December 31, 2007. Tangible personal property tax is being phased out. For 2007, tangible personal property was assessed at 12.50% for property, including inventory. This percentage was reduced to 6.25% for 2008 and will be reduced to zero for 2009. Payments by multi-county taxpayers are due September 20. Single county taxpayers may pay annually or semi-annually. If paid annually, payment is due April 30; if paid semi-annually, the first payment is due April 30, with the remainder payable by September 20. Tangible personal property taxes paid by April 30 are usually received by the District prior to June 30.

House Bill No. 66 was signed into law on June 30, 2005. House Bill No. 66 phases out the tax on tangible personal property of general businesses, telephone and telecommunications companies, and railroads. The tax on general business and railroad property will be eliminated by calendar year 2009, and the tax on telephone and telecommunications property will be eliminated by calendar year 2011. The tax is phased out by reducing the assessment rate on the property each year. The bill replaces the revenue lost by the District due to the phasing out of the tax. In calendar years 2008-2010, the District will be fully reimbursed for the lost revenue. In calendar years 2011-2017, the reimbursements will be phased out.

The District receives property taxes from Erie County. The County Auditor periodically advances to the District the portion of the taxes collected. Second-half real property tax payments collected by the County Auditor by June 30, 2008, are available to finance fiscal year 2008 operations. The amount that was available as an advance at June 30, 2008 was \$71,295 in the general fund, \$9,467 in the debt service fund, \$2,958 in the permanent improvement capital projects fund (a nonmajor governmental fund). These amounts have been recorded as revenue.

**KELLEYS ISLAND LOCAL SCHOOL DISTRICT
ERIE COUNTY**

NOTES TO THE BASIC FINANCIAL STATEMENTS
FOR THE FISCAL YEAR ENDED JUNE 30, 2008
(Continued)

NOTE 4 – PROPERTY TAXES - (Continued)

The amounts that were available as an advance at June 30, 2007 was \$94,363 in the general fund, \$11,569 in the debt service fund and \$3,615 in the permanent improvements capital projects fund (a nonmajor governmental fund). The amounts that are available for advance at fiscal year end can vary depending upon when tax bills are sent by the County Auditor.

Accrued property taxes receivable includes real property, public utility property and tangible personal property taxes which are measurable as of June 30, 2008 and for which there is an enforceable legal claim. Although total property tax collections for the next fiscal year are measurable, only the amount of real property taxes available as an advance at June 30 was levied to finance current fiscal year operations and is reported as revenue at fiscal year-end. The portion of the receivable not levied to finance current fiscal year operations is offset by a credit to unearned revenue.

On a full accrual basis, collectible delinquent property taxes have been recorded as a receivable and revenue, while on a modified accrual basis the revenue has been deferred.

The assessed values upon which the fiscal year 2008 taxes were collected are:

	2007 Second Half Collections		2008 First Half Collections	
	<u>Amount</u>	<u>Percent</u>	<u>Amount</u>	<u>Percent</u>
Agricultural/residential real estate	\$74,487,810	91.16	\$71,584,620	91.19
Commercial/industrial real estate	5,856,230	7.17	5,851,550	7.45
Public utility tangible	913,170	1.12	927,460	1.18
General tangible personal property	<u>451,350</u>	<u>0.55</u>	<u>142,965</u>	<u>0.18</u>
Total	<u>\$81,708,560</u>	<u>100.00</u>	<u>\$78,506,595</u>	<u>100.00</u>
Tax rate per \$1,000 of assessed valuation for:				
Operations	\$13.05		\$12.05	
Permanent improvements	0.50		0.50	
Debt service	1.60		1.60	

NOTE 6 - RECEIVABLES

Receivables at June 30, 2008 consisted of taxes and accounts (billings for user charged services and student fees) and accrued interest. All receivables are considered collectible in full due to the ability to foreclose for the nonpayment of taxes. A summary of the principal items of receivables reported on the statement of net assets.

**KELLEYS ISLAND LOCAL SCHOOL DISTRICT
ERIE COUNTY**

NOTES TO THE BASIC FINANCIAL STATEMENTS
FOR THE FISCAL YEAR ENDED JUNE 30, 2008
(Continued)

Governmental activities:

Taxes	\$ 1,010,327
Accounts	<u>106</u>
Total	<u>\$ 1,010,433</u>

Receivables have been disaggregated on the face of the basic financial statements. All receivables are expected to be collected in the subsequent year.

NOTE 7 - CAPITAL ASSETS

Capital asset activity for the fiscal year ended June 30, 2008, was as follows:

	Balance 06/30/07	Additions	Deductions	Balance 06/30/08
Governmental activities:				
<i>Capital assets, not being depreciated:</i>				
Land	\$ 3,804	\$ -	\$ (3,804)	\$ -
Construction in progress	<u>122,525</u>	<u>86,483</u>	<u>(209,008)</u>	<u>-</u>
Total capital assets, not being depreciated	<u>126,329</u>	<u>86,483</u>	<u>(212,812)</u>	<u>-</u>
<i>Capital assets, being depreciated:</i>				
Land improvements	47,597	-	(899)	46,698
Buildings and improvements	2,062,998	209,008	(80,042)	2,191,964
Furniture and equipment	<u>360,307</u>	<u>-</u>	<u>(248,674)</u>	<u>111,633</u>
Total capital assets, being depreciated	<u>2,470,902</u>	<u>209,008</u>	<u>(329,615)</u>	<u>2,350,295</u>
<i>Less: accumulated depreciation:</i>				
Land improvements	(22,104)	(3,113)	415	(24,802)
Buildings and improvements	(317,683)	(41,628)	10,973	(348,338)
Furniture and equipment	<u>(257,542)</u>	<u>(8,231)</u>	<u>167,639</u>	<u>(98,134)</u>
Total accumulated depreciation	<u>(597,329)</u>	<u>(52,972)</u>	<u>179,027</u>	<u>(471,274)</u>
Governmental activities capital assets, net	<u>\$ 1,999,902</u>	<u>\$ 242,519</u>	<u>\$ (363,400)</u>	<u>\$ 1,879,021</u>

Depreciation expense was charged to governmental functions as follows:

**KELLEYS ISLAND LOCAL SCHOOL DISTRICT
ERIE COUNTY**

NOTES TO THE BASIC FINANCIAL STATEMENTS
FOR THE FISCAL YEAR ENDED JUNE 30, 2008
(Continued)

NOTE 7 - CAPITAL ASSETS (Continued)

Depreciation expense was charged to governmental functions as follows:

<u>Instruction:</u>	
Regular	\$ 45,900
<u>Support Services:</u>	
Pupil	122
Instructional staff	217
Administration	217
Operations and maintenance	<u>6,516</u>
Total depreciation expense	<u>\$ 52,972</u>

NOTE 8 - LONG-TERM OBLIGATIONS

A. During the fiscal year ended June 30, 2008, the following activity occurred in the governmental activities long-term obligations.

	Balance			Balance	Amount
	<u>06/30/07</u>	<u>Additions</u>	<u>Reductions</u>	<u>06/30/08</u>	<u>Due in</u>
					<u>One Year</u>
Governmental activities:					
Compensated absences payable	\$ 7,207	\$ -	\$ (7,207)	\$ -	\$ -
General obligation bond payable	<u>235,000</u>	<u>-</u>	<u>(115,000)</u>	<u>120,000</u>	<u>120,000</u>
Total governmental activities long-term liabilities	<u>\$ 242,207</u>	<u>\$ -</u>	<u>\$ (122,207)</u>	<u>\$ 120,000</u>	<u>\$ 120,000</u>

School Improvement Bonds - The current obligation bond outstanding were issued to provide funds for a building addition and improvements, bearing an interest rate of 4.75% and mature on January 1, 2009. The bonds are a general obligation of the District for which the full faith and credit of the District is pledged for repayment. Accordingly, such unmatured obligations of the District are accounted for on the statement of net assets. Payments of principal and interest relating to the bond are recorded as expenditures in the debt service fund on the fund financial statements.

B. The following is a summary of the District's future annual debt service requirements to maturity for the general obligation bond:

Fiscal Year Ending June 30,	Principal on Bond	Interest on Bond	Total
2009	<u>\$ 120,000</u>	<u>\$ 5,700</u>	<u>\$ 125,700</u>
Total	<u>\$ 120,000</u>	<u>\$ 5,700</u>	<u>\$ 125,700</u>

**KELLEYS ISLAND LOCAL SCHOOL DISTRICT
ERIE COUNTY**

**NOTES TO THE BASIC FINANCIAL STATEMENTS
FOR THE FISCAL YEAR ENDED JUNE 30, 2008
(Continued)**

NOTE 8 - LONG-TERM OBLIGATIONS – (Continued)

C. Legal Debt Margin

The Ohio Revised Code provides that voted net general obligation debt of the District shall never exceed 9% of the total assessed valuation of the District. The code further provides

that unvoted indebtedness shall not exceed 1/10 of 1% of the property valuation of the District. The code additionally states that unvoted indebtedness related to energy conservation debt shall not exceed 9/10 of 1% of the property valuation of the District. The assessed valuation used in determining the District's legal debt margin has been modified by House Bill 530 which became effective March 30, 2006. In accordance with House Bill 530, the assessed valuation used in the District's legal debt margin calculation excluded tangible personal property used in business, telephone or telegraph property, interexchange telecommunications company property, and personal property owned or leased by a railroad company and used in railroad operations. The effects of these debt limitations at June 30, 2008, are a voted debt margin of \$6,937,336 (including available funds of \$13,600) and an unvoted debt margin of \$78,264.

NOTE 9 - COMPENSATED ABSENCES

A. Sick Leave

Each full time professional staff member is entitled to 15 days sick leave with pay for each year under contract and accrues sick leave at the rate of 1-1/4 days for each calendar month under contract. Sick leave is cumulative to 180 days.

B. Service Retirement

Certified employees are eligible for service retirement pay after the Board of Education accepts the employee's resignation. Service retirement pay is 25 percent of the certified and noncertified employee's accrued, but unused sick leave days at the time of retirement based on the daily rate per day times the value of the employee's eligible accrued, but unused sick leave days up to a maximum of 30 days. Criteria used to recognize the liability as being probable of payment was that employees must be 50 years old or greater with at least 10 years of service or have at least 20 years of service.

NOTE 10 - RISK MANAGEMENT

A. Comprehensive

The District maintains comprehensive insurance coverage through SORSA, an insurance purchasing pool (see Note 2.A.) for liability, real property, building contents and equipment. In addition, real property contents are 90% coinsured. The following is a description of the District's insurance coverage:

**KELLEYS ISLAND LOCAL SCHOOL DISTRICT
ERIE COUNTY**

NOTES TO THE BASIC FINANCIAL STATEMENTS
FOR THE FISCAL YEAR ENDED JUNE 30, 2008
(Continued)

NOTE 10 - RISK MANAGEMENT (Continued)

<u>Coverage</u>	<u>Limits of Coverage</u>	<u>Deductible</u>
General liability:		
Each occurrence	\$1,000,000	\$ -
Aggregate	3,000,000	-
Building and contents	5,671,128	1,000
Equipment	25,000,000	1,000
Crime	50,000	1,000

Settled claims resulting from these risks have not exceeded commercial insurance coverage in any of the past three fiscal years. There has been no significant reduction in coverage from the prior fiscal year.

B. Health Insurance

The District provides employee health care benefits through the Erie-Huron-Ottawa Educational Service Center. The Erie-Huron-Ottawa Educational Service Center has contracted with the Huron-Erie School Employees Insurance Association (Association) to provide medical/surgical, dental, vision and life insurance benefits for its employees and their covered dependents. The Association is a shared risk pool comprised of 13 school districts that provide public education within Erie and Huron Counties (Note 2.A.). The District pays monthly contributions that are placed in a common fund from which eligible claims and expenses are paid for employees of participating school districts and their covered dependents. Claims are paid for all participants regardless of claims flow.

C. Workers' Compensation Group Rating Program

The District participates in the Ohio School Boards Association Workers' Compensation Group Rating Program (GRP), an insurance purchasing pool (Note 2.A.). The GRP's business and affairs are conducted by a three-member Board of Directors consisting of the President, the President-Elect and the Immediate Past President of the Ohio School Boards Association. The Executive Director of the OSBA, or his designee, serves as coordinator of the program. Each year, the participating school districts pay an enrollment fee to the GRP to cover the costs of administering the program.

The intent of the GRP is to achieve the benefit of a reduced premium for the District by virtue of its grouping and representation with other participants in the GRP. The workers compensation experience of the participating school districts is calculated as one experience and a common premium rate is applied to all school districts in the GRP. Each participant pays its workers' compensation premium to the State based on the rate for the GRP rather than its individual rate. Participation in the GRP is limited to school districts that can meet the GRP's selection criteria. The firm of GatesMcDonald & Co. provides administrative, cost control and actuarial services to the GRP.

**KELLEYS ISLAND LOCAL SCHOOL DISTRICT
ERIE COUNTY**

NOTES TO THE BASIC FINANCIAL STATEMENTS
FOR THE FISCAL YEAR ENDED JUNE 30, 2008
(Continued)

NOTE 11 - PENSION PLANS

A. School Employees Retirement System

Plan Description - The District contributes to the School Employees Retirement System (SERS), a cost-sharing, multiple-employer defined benefit pension plan. SERS provides retirement and disability benefits, annual cost-of-living adjustments, and death benefits to plan members and beneficiaries. Authority to establish and amend benefits is provided by Chapter 3309 of the Ohio Revised Code. SERS issues a publicly available, stand-alone financial report that includes financial statements and required supplementary information. That report may be obtained by writing to the School Employees Retirement System, 300 East Broad Street, Suite 100, Columbus, Ohio 43215-3746. It is also posted on the SERS' Ohio website, www.ohsers.org, under *Forms and Publications*.

Funding Policy - Plan members are required to contribute 10 percent of their annual covered salary and the District is required to contribute at an actuarially determined rate. The current District rate is 14 percent of annual covered payroll. A portion of the District's contribution is used to fund pension obligations with the remainder being used to fund health care benefits. For fiscal year 2008, 9.16 percent of annual covered salary was the portion used to fund pension obligations. The contribution requirements of plan members and employers are established and may be amended by the SERS' Retirement Board up to a statutory maximum amount of 10 percent for plan members and 14 percent for employers. Chapter 3309 of the Ohio Revised Code provides statutory authority for member and employer contributions. The District's required contributions for pension obligations to SERS for the fiscal years ended June 30, 2008, 2007 and 2006 were \$5,593, \$6,082 and \$5,434, respectively; 100 percent has been contributed for fiscal years 2008, 2007 and 2006.

B. State Teachers Retirement System of Ohio

Plan Description - The District participates in the State Teachers Retirement System of Ohio (STRS Ohio), a cost-sharing, multiple-employer public employee retirement plan. STRS Ohio provides retirement and disability benefits to members and death and survivor benefits to beneficiaries. STRS Ohio issues a stand-alone financial report that may be obtained by writing to STRS Ohio, 275 E. Broad St., Columbus, OH 43215-3771, by calling (888) 227-7877, or by visiting the STRS Ohio Web site at www.strsoh.org.

New members have a choice of three retirement plans, a Defined Benefit (DB) Plan, a Defined Contribution (DC) Plan and a Combined Plan. The DB plan offers an annual retirement allowance based on final average salary times a percentage that varies based on years of service, or an allowance based on a member's lifetime contributions and earned interest matched by STRS Ohio funds divided by an actuarially determined annuity factor. The DC Plan allows members to place all their member contributions and employer contributions equal to 10.5 percent of earned compensation into an investment account. Investment decisions are made by the member. A member is eligible to receive a retirement benefit at age 50 and termination of employment. The member may elect to receive a lifetime monthly annuity or a lump sum withdrawal. The Combined Plan offers features of both the DC Plan and the DB Plan. In the Combined Plan, member contributions are invested by the member, and employer contributions are used to fund the defined benefit payment at a reduced level from the regular DB Plan. The DB portion of the Combined Plan payment is payable to a member on or after age 60; the DC portion of the account may be taken as a

**KELLEYS ISLAND LOCAL SCHOOL DISTRICT
ERIE COUNTY**

**NOTES TO THE BASIC FINANCIAL STATEMENTS
FOR THE FISCAL YEAR ENDED JUNE 30, 2008
(Continued)**

NOTE 11 - PENSION PLANS - (Continued)

lump sum or converted to a lifetime monthly annuity at age 50. Benefits are established by Chapter 3307 of the Ohio Revised Code.

A DB or Combined Plan member with five or more years credited service who becomes disabled may qualify for a disability benefit. Eligible spouses and dependents of these active members who die before retirement may qualify for survivor benefits. Members in the DC Plan who become disabled are entitled only to their account balance. If a member of the DC Plan dies before retirement benefits begin, the member's designated beneficiary is entitled to receive the member's account balance.

Funding Policy - For fiscal year 2008, plan members were required to contribute 10 percent of their annual covered salaries. The District was required to contribute 14 percent; 13 percent was the portion used to fund pension obligations. Contribution rates are established by the State Teachers Retirement Board, upon recommendations of its consulting actuary, not to exceed statutory maximum rates of 10 percent for members and 14 percent for employers. Chapter 3307 of the Ohio Revised Code provides statutory authority for member and employer contributions.

The District's required contributions for pension obligations to STRS Ohio for the fiscal years ended June 30, 2008, 2007, and 2006 were \$53,278, \$50,508 and \$50,448, respectively; 100 percent has been contributed for fiscal years 2008, 2007 and 2006.

C. Social Security System

Effective July 1, 1991, all employees not otherwise covered by the SERS/STRS Ohio have an option to choose Social Security or the SERS/STRS Ohio. As of June 30, 2008, certain members of the Board of Education have elected Social Security. The District's liability is 6.2 percent of wages paid.

NOTE 12 - POSTEMPLOYMENT BENEFITS

A. School Employees Retirement System

Plan Description - The District participates in two cost-sharing, multiple employer postemployment benefit plans administered by the School Employees Retirement System (SERS) for non-certificated retirees and their beneficiaries, a Health Care Plan and a Medicare Part B Plan. The Health Care Plan includes hospitalization and physicians' fees through several types of plans including HMO's, PPO's and traditional indemnity plans as well as a prescription drug program. The Medicare Part B Plan reimburses Medicare Part B premiums paid by eligible retirees and beneficiaries up to a statutory limit. Benefit provisions and the obligations to contribute are established by the System based on authority granted by State statute. The financial reports of both Plans are included in the SERS Comprehensive Annual Financial Report which is available by contacting SERS at 300 East Broad St., Suite 100, Columbus, Ohio 43215-3746.

**KELLEYS ISLAND LOCAL SCHOOL DISTRICT
ERIE COUNTY**

NOTES TO THE BASIC FINANCIAL STATEMENTS
FOR THE FISCAL YEAR ENDED JUNE 30, 2008
(Continued)

NOTE 12 - POSTEMPLOYMENT BENEFITS - (Continued)

Funding Policy - State statute permits SERS to fund the health care benefits through employer contributions. Each year, after the allocation for statutorily required benefits, the Retirement Board allocates the remainder of the employer contribution of 14 percent of covered payroll to the Health Care Fund. The Health Care Fund was established and is administered in accordance with Internal Revenue Code Section 401h. For 2008, 4.18 percent of covered payroll was allocated to health care. In addition, employers pay a surcharge for employees earning less than an actuarially determined amount; for 2008, this amount was \$35,800.

Active employee members do not contribute to the Health Care Plan. Retirees and their beneficiaries are required to pay a health care premium that varies depending on the plan selected, the number of qualified years of service, Medicare eligibility and retirement status.

The District's contributions for health care for the fiscal years ended June 30, 2008, 2007, and 2006 were \$3,866, \$5,991 and \$4,972, respectively; 100 percent has been contributed for fiscal years 2008 2007 and 2006.

The Retirement Board, acting with advice of the actuary, allocates a portion of the employer contribution to the Medicare B Fund. For fiscal year 2008, this actuarially required allocation was 0.66 percent of covered payroll. The District's contributions for Medicare Part B for the fiscal years ended June 30, 2008, 2007, and 2006 were \$403, \$414 and \$433, respectively; 100 percent has been contributed for fiscal years 2008, 2007 and 2006.

B. State Teachers Retirement System of Ohio

Plan Description - The District contributes to the cost sharing, multiple employer defined benefit Health Plan (the "Plan") administered by the State Teachers Retirement System of Ohio (STRS Ohio) for eligible retirees who participated in the defined benefit or combined pension plans offered by STRS Ohio. Benefits include hospitalization, physicians' fees, prescription drugs and reimbursement of monthly Medicare Part B premiums. The Plan is included in the report of STRS Ohio which may be obtained by visiting www.strsoh.org or by calling (888) 227-7877.

Funding Policy - Ohio law authorizes STRS Ohio to offer the Plan and gives the Retirement Board authority over how much, if any, of the health care costs will be absorbed by STRS Ohio. Active employee members do not contribute to the Plan. All benefit recipients pay a monthly premium. Under Ohio law, funding for post-employment health care may be deducted from employer contributions. For 2008, STRS Ohio allocated employer contributions equal to 1 percent of covered payroll to the Health Care Stabilization Fund. The District's contributions for health care for the fiscal years ended June 30, 2008, 2007, and 2006 were \$4,098, \$3,851 and \$3,881, respectively; 100 percent has been contributed for fiscal years 2008, 2007 and 2006.

**KELLEYS ISLAND LOCAL SCHOOL DISTRICT
ERIE COUNTY**

NOTES TO THE BASIC FINANCIAL STATEMENTS
FOR THE FISCAL YEAR ENDED JUNE 30, 2008
(Continued)

NOTE 13 - BUDGETARY BASIS OF ACCOUNTING

While reporting financial position, results of operations, and changes in fund balance on the basis of generally accepted accounting principles (GAAP), the budgetary basis as provided by law is based upon accounting for certain transactions on a basis of cash receipts and disbursements.

The statement of revenue, expenditures, and changes in fund balance - budget and actual (non-GAAP budgetary basis) presented for the general fund is presented on the budgetary basis to provide a meaningful comparison of actual results with the budget. The major differences between the budget basis and the GAAP basis are that:

- (a) Revenues and other financing sources are recorded when received in cash (budget basis) as opposed to when susceptible to accrual (GAAP basis);
- (b) Expenditures and other financing uses are recorded when paid in cash (budget basis) as opposed to when the liability is incurred (GAAP basis);
- (c) In order to determine compliance with Ohio law, and to reserve that portion of the applicable appropriation, total outstanding encumbrances (budget basis) are recorded as the equivalent of an expenditure, as opposed to a reservation of fund balance for that portion of outstanding encumbrances not already recognized as an account payable (GAAP basis).

The adjustments necessary to convert the results of operations for the year on the budget basis to the GAAP basis for the general fund is as follows:

Net Change in Fund Balance	<u>General fund</u>
Budget basis	\$ (49,809)
Net adjustment for revenue accruals	(22,909)
Net adjustment for expenditure accruals	(3,349)
Net adjustment for other sources/(uses)	(3,258)
Adjustment for encumbrances	<u>42,390</u>
GAAP basis	<u>\$ (36,935)</u>

NOTE 14 - CONTINGENCIES

A. Grants

The District receives significant financial assistance from numerous federal, state and local agencies in the form of grants. The disbursement of funds received under these programs generally requires compliance with terms and conditions specified in the grant agreements and are subject to audit by the grantor agencies. Any disallowed claims resulting from such audits could become a liability of the District. However, in the opinion of management, any such disallowed claims will not have a material effect on the financial position of the District.

**KELLEYS ISLAND LOCAL SCHOOL DISTRICT
ERIE COUNTY**

NOTES TO THE BASIC FINANCIAL STATEMENTS
FOR THE FISCAL YEAR ENDED JUNE 30, 2008
(Continued)

NOTE 14 – CONTINGENCIES (Continued)

B. Litigation

The District is not a party to legal proceedings that would have a material effect on the financial condition of the District.

NOTE 15 - STATUTORY RESERVES

The District is required by State law to set-aside certain general fund revenue amounts, as defined by statute, into various reserves. These reserves are calculated and presented on a cash-basis. During the fiscal year ended June 30, 2008, the reserve activity was as follows:

	<u>Textbooks/ Instructional Materials</u>	<u>Capital Acquisition</u>
Set-aside balance as of June 30, 2007	\$ (163,868)	\$ -
Current year set-aside requirement	3,242	3,242
Current year offset	-	(35,246)
Qualifying disbursements	<u>(44,127)</u>	<u>-</u>
Total	<u>\$ (204,753)</u>	<u>\$ (32,004)</u>
Balance carried forward to FY 2009	<u>\$ (204,753)</u>	<u>\$ -</u>

The District had offsets and qualifying disbursements during the year that reduced the textbooks/instructional materials set-aside amount below zero; this extra amount is being carried forward to reduce the set-aside requirements of future years. Although the District had offsets and qualifying disbursements during the year that reduced the set-aside amount below zero for the capital acquisition reserve, this extra amount may not be used to reduce the set-aside requirement for future years. The negative amount is therefore not presented as being carried forward to the next fiscal year.

This page intentionally left blank.



Mary Taylor, CPA

Auditor of State

INDEPENDENT ACCOUNTANTS' REPORT ON INTERNAL CONTROL OVER FINANCIAL REPORTING AND ON COMPLIANCE AND OTHER MATTERS REQUIRED BY *GOVERNMENT AUDITING STANDARDS*

Kelleys Island Local School District
Erie County
Division Street, P.O. Box 349
Kelleys Island, Ohio 43438-0349

To the Board of Education:

We have audited the financial statements of the governmental activities, each major fund, and the aggregate remaining fund information of the Kelleys Island Local School District, Erie County, (the District) as of and for the year ended June 30, 2008, which collectively comprise the District's basic financial statements and have issued our report thereon dated March 4, 2010. We conducted our audit in accordance with auditing standards generally accepted in the United States of America and the standards applicable to financial audits contained in the Comptroller General of the United States' *Government Auditing Standards*.

Internal Control Over Financial Reporting

In planning and performing our audit, we considered the District's internal control over financial reporting as a basis for designing our audit procedures for expressing our opinion on the financial statements, but not to opine on the effectiveness of the District's internal control over financial reporting. Accordingly, we have not opined on the effectiveness of the District's internal control over financial reporting.

A control deficiency exists when the design or operation of a control does not allow management or employees, in performing their assigned functions, to prevent or detect misstatements on a timely basis. A significant deficiency is a control deficiency, or combination of control deficiencies, that adversely affects the District's ability to initiate, authorize, record, process, or report financial data reliably in accordance with its applicable accounting basis, such that there is more than a remote likelihood that the District's internal control will not prevent or detect a more-than-inconsequential financial statement misstatement.

A material weakness is a significant deficiency, or combination of significant deficiencies resulting in more than a remote likelihood that the District's internal control will not prevent or detect a material financial statement misstatement.

Our consideration of internal control over financial reporting was for the limited purpose described in the first paragraph of this section and would not necessarily identify all internal control deficiencies that might be significant deficiencies or material weaknesses. We did not identify any deficiencies in internal control over financial reporting that we consider material weaknesses, as defined above.

Compliance and Other Matters

As part of reasonably assuring whether the District's financial statements are free of material misstatement, we tested its compliance with certain provisions of laws, regulations, contracts, and grant agreements, noncompliance with which could directly and materially affect the determination of financial statement amounts. However, providing an opinion on compliance with those provisions was not an objective of our audit and accordingly, we do not express an opinion. The results of our tests disclosed no instances of noncompliance or other matters we must report under *Government Auditing Standards*.

We intend this report solely for the information and use of the audit committee, management, and the Board of Education. We intend it for no one other than these specified parties.

A handwritten signature in cursive script that reads "Mary Taylor".

Mary Taylor, CPA
Auditor of State

March 4, 2010



Mary Taylor, CPA
Auditor of State

KELLYS ISLAND LOCAL SCHOOL DISTRICT
ERIE COUNTY

CLERK'S CERTIFICATION

This is a true and correct copy of the report which is required to be filed in the Office of the Auditor of State pursuant to Section 117.26, Revised Code, and which is filed in Columbus, Ohio.

Susan Babbitt

CLERK OF THE BUREAU

CERTIFIED
MARCH 30, 2010