



Dave Yost • Auditor of State

MARGARETTA LOCAL SCHOOL DISTRICT
ERIE COUNTY

TABLE OF CONTENTS

| TITLE | PAGE |
|---|------|
| Independent Accountants' Report..... | 1 |
| Management's Discussion and Analysis..... | 3 |
| Basic Financial Statements: | |
| Government-Wide Financial Statements: | |
| Statement of Net Assets | 13 |
| Statement of Activities | 14 |
| Fund Financial Statements: | |
| Balance Sheet - Governmental Funds..... | 15 |
| Reconciliation of Total Governmental Fund Balances to Net Assets of Governmental Activities..... | 16 |
| Statement of Revenues, Expenditures, and Changes in Fund Balances - Governmental Funds | 17 |
| Reconciliation of Statement of Revenues, Expenditures, and Changes in Fund Balances of Governmental Funds to the Statement of Activities | 18 |
| Statement of Revenues, Expenditures, and Changes in Fund Balance - Budget and Actual (Non-GAAP Budgetary Basis) - General Fund | 19 |
| Statement of Fiduciary Net Assets - Fiduciary Funds | 20 |
| Statement of Changes in Fiduciary Net Assets - Fiduciary Funds | 21 |
| Notes to the Basic Financial Statements | 23 |
| Schedule of Federal Awards Receipts and Expenditures..... | 53 |
| Notes to the Schedule of Federal Awards Receipts and Expenditures | 54 |
| Independent Accountants' Report on Internal Control Over Financial Reporting and on Compliance and Other Matters Required by <i>Government Auditing Standards</i> | 55 |
| Independent Accountants' Report on Compliance with Requirements Applicable to Major Federal Programs and Internal Control Over Compliance in Accordance with OMB Circular A-133 | 57 |
| Schedule of Findings..... | 59 |
| Corrective Action Plan..... | 61 |
| Independent Accountants' Report on Applying Agreed Upon Procedure..... | 63 |

This page intentionally left blank.



Dave Yost • Auditor of State

INDEPENDENT ACCOUNTANTS' REPORT

Margaretta Local School District
Erie County
305 South Washington Street
Castalia, Ohio 44824-9263

To the Board of Education:

We have audited the accompanying financial statements of the governmental activities, the major fund, and the aggregate remaining fund information of the Margaretta Local School District, Erie County, Ohio (the District), as of and for the year ended June 30, 2011, which collectively comprise the District's basic financial statements as listed in the table of contents. These financial statements are the responsibility of the District's management. Our responsibility is to express opinions on these financial statements based on our audit.

We conducted our audit in accordance with auditing standards generally accepted in the United States of America and the standards applicable to financial audits contained in the Comptroller General of the United States' *Government Auditing Standards*. Those standards require that we plan and perform the audit to reasonably assure whether the financial statements are free of material misstatement. An audit includes examining, on a test basis, evidence supporting the amounts and disclosures in the financial statements. An audit also includes assessing the accounting principles used and significant estimates made by management, as well as evaluating the overall financial statement presentation. We believe our audit provides a reasonable basis for our opinions.

In our opinion, the financial statements referred to above present fairly, in all material respects, the respective financial position of the governmental activities, the major fund, and the aggregate remaining fund information of the Margaretta Local School District, Erie County, Ohio, as of June 30, 2011, and the respective changes in financial position thereof and the budgetary comparison for the General Fund for the year then ended in conformity with accounting principles generally accepted in the United States of America.

As described in Note 3 to the basic financial statements, the District adopted Government Accounting Standards Board Statement 54, "Fund Balance Reporting and Governmental Fund Type Definitions".

In accordance with *Government Auditing Standards*, we have also issued our report dated March 21, 2012, on our consideration of the District's internal control over financial reporting and our tests of its compliance with certain provisions of laws, regulations, contracts and grant agreements and other matters. While we did not opine on the internal control over financial reporting or on compliance, that report describes the scope of our testing of internal control over financial reporting and compliance and the results of that testing. That report is an integral part of an audit performed in accordance with *Government Auditing Standards*. You should read it in conjunction with this report in assessing the results of our audit.

Accounting principles generally accepted in the United States of America require this presentation to include *Management's discussion and analysis*, as listed in the table of contents, to supplement the basic financial statements. Although this information is not part of the basic financial statements, the Governmental Accounting Standards Board considers it essential for placing the basic financial statements in an appropriate operational, economic, or historical context. We have applied certain limited procedures to the required supplementary information in accordance with auditing standards generally accepted in the United States of America, which consisted of inquiries of management about the methods of preparing the information and comparing the information for consistency with management's responses to our inquiries, the basic financial statements, and other knowledge we obtained during our audit of the basic financial statements. We do not express an opinion or provide any assurance on the information because the limited procedures do not provide us with sufficient evidence to express an opinion or provide any other assurance.

We conducted our audit to opine on the financial statements that collectively comprise the District's basic financial statements taken as a whole. The accompanying schedule of federal awards receipts and expenditures provides additional information required by the U.S. Office of Management and Budget Circular A-133, *Audits of States, Local Governments, and Non-Profit Organizations*, and is not a required part of the basic financial statements. The schedule is management's responsibility, and was derived from and relates directly to the underlying accounting and other records used to prepare the basic financial statements. This schedule was subject to the auditing procedures we applied to the basic financial statements. We also applied certain additional procedures, including comparing and reconciling this information directly to the underlying accounting and other records used to prepare the basic financial statements or to the basic financial statements themselves, in accordance with auditing standards generally accepted in the United States of America. In our opinion, this information is fairly stated in all material respects in relation to the basic financial statements taken as a whole.



Dave Yost
Auditor of State

March 21, 2012

**MARGARETTA LOCAL SCHOOL DISTRICT
ERIE COUNTY, OHIO**

**MANAGEMENT'S DISCUSSION AND ANALYSIS
FOR THE FISCAL YEAR ENDED JUNE 30, 2011
UNAUDITED**

The management's discussion and analysis of the Margarett Local School District's ("the District") financial performance provides an overall review of the District's financial activities for the fiscal year ended June 30, 2011. The intent of this discussion and analysis is to look at the District's financial performance as a whole; readers should also review the basic financial statements and the notes to the basic financial statements to enhance their understanding of the District's financial performance.

Financial Highlights

Key financial highlights for fiscal year 2011 are as follows:

- In total, net assets of governmental activities increased \$443,263 which represents a 16.40% increase from 2010.
- General revenues accounted for \$11,540,762 in revenue or 79.86% of all revenues. Program specific revenues in the form of charges for services and sales, grants and contributions accounted for \$2,909,973 or 20.14% of total revenues of \$14,450,735.
- The District had \$14,007,472 in expenses related to governmental activities; only \$2,909,973 of these expenses were offset by program specific charges for services, grants or contributions. General revenues supporting governmental activities (primarily taxes and unrestricted grants and entitlements) of \$11,540,762 were adequate to provide for these programs.
- The District's only major governmental fund is the general fund. The general fund had \$12,587,330 in revenues and \$11,875,478 in expenditures and other financing uses. During fiscal year 2011, the general fund's fund balance increased \$711,852 from a restated fund deficit of \$448,634 to a fund balance of \$263,218.

Using the Basic Financial Statements (BFS)

This annual report consists of a series of financial statements and notes to those statements. These statements are organized so the reader can understand the District as a financial whole, an entire operating entity. The statements then proceed to provide an increasingly detailed look at specific financial activities.

The *statement of net assets* and *statement of activities* provide information about the activities of the whole District, presenting both an aggregate view of the District's finances and a longer-term view of those finances. Fund financial statements provide the next level of detail. For governmental funds, these statements tell how services were financed in the short-term as well as what remains for future spending. The fund financial statements also look at the District's most significant funds with all other nonmajor funds presented in total in one column. In the case of the District, the general fund is by far the most significant fund and the only governmental fund reported as a major fund.

**MARGARETTA LOCAL SCHOOL DISTRICT
ERIE COUNTY, OHIO**

**MANAGEMENT'S DISCUSSION AND ANALYSIS
FOR THE FISCAL YEAR ENDED JUNE 30, 2011
UNAUDITED
(Continued)**

Reporting the District as a Whole

Statement of Net Assets and the Statement of Activities

While this document contains the large number of funds used by the District to provide programs and activities, the view of the District as a whole looks at all financial transactions and asks the question, "How did we do financially during fiscal year 2011?" The statement of net assets and the statement of activities answer this question. These statements include *all assets, liabilities, revenues and expenses* using the *accrual basis of accounting* similar to the accounting used by most private-sector companies. This basis of accounting will take into account all of the current year's revenues and expenses regardless of when cash is received or paid.

These two statements report the District's *net assets* and changes in those assets. This change in net assets is important because it tells the reader that, for the District as a whole, the *financial position* of the District has improved or diminished. The causes of this change may be the result of many factors, some financial, some not. Non-financial factors include the District's property tax base, current property tax laws in Ohio restricting revenue growth, facility conditions, required educational programs and other factors.

In the statement of net assets and the statement of activities, the governmental activities include the District's programs and services, including instruction, support services, operation and maintenance of plant, pupil transportation, extracurricular activities, and food service operations.

Reporting the District's Most Significant Funds

Fund Financial Statements

Fund financial reports provide detailed information about the District's major funds. The District uses many funds to account for a multitude of financial transactions. However, these fund financial statements focus on the District's most significant funds. The District's major governmental fund is the general fund.

Governmental Funds

Most of the District's activities are reported in governmental funds, which focus on how money flows into and out of those funds and the balances left at year-end available for spending in future periods. These funds are reported using an accounting method called *modified accrual* accounting, which measures cash and all other *financial assets* than can readily be converted to cash. The governmental fund financial statements provide a detailed *short-term* view of the District's general government operations and the basic services it provides. Governmental fund information helps you determine whether there are more or fewer financial resources that can be spent in the near future to finance educational programs. The relationship (or differences) between governmental *activities* (reported in the statement of net assets and the statement of activities) and governmental *funds* is reconciled in the basic financial statements.

Reporting the District's Fiduciary Responsibilities

The District is the trustee, or fiduciary, for its scholarship programs. This activity is presented as a private-purpose trust fund. The District also acts in a trustee capacity as an agent for individuals. These activities are reported in an agency fund. All of the District's fiduciary activities are reported in separate statements of fiduciary net assets and changes in fiduciary net assets. These activities are excluded from the District's other financial statements because the assets cannot be utilized by the District to finance its operations.

**MARGARETTA LOCAL SCHOOL DISTRICT
ERIE COUNTY, OHIO**

**MANAGEMENT'S DISCUSSION AND ANALYSIS
FOR THE FISCAL YEAR ENDED JUNE 30, 2011
UNAUDITED
(Continued)**

Notes to the Basic Financial Statements

The notes provide additional information that is essential to a full understanding of the data provided in the government-wide and fund financial statements.

The District as a Whole

The statement of net assets provides the perspective of the District as a whole. The table below provides a summary of the District's net assets at June 30, 2011 and June 30, 2010.

| | Net Assets | |
|--|------------------------------------|--|
| | Governmental Activities 2011 | Restated Governmental Activities 2010 |
| <u>Assets</u> | | |
| Current and other assets | \$ 7,111,546 | \$ 6,757,576 |
| Capital assets, net | <u>5,520,302</u> | <u>5,458,328</u> |
| Total assets | <u>12,631,848</u> | <u>12,215,904</u> |
| <u>Liabilities</u> | | |
| Current liabilities | 6,165,159 | 6,124,579 |
| Long-term liabilities | <u>3,321,288</u> | <u>3,389,187</u> |
| Total liabilities | <u>9,486,447</u> | <u>9,513,766</u> |
| <u>Net Assets</u> | | |
| Invested in capital assets, net or related debt | 3,035,302 | 2,880,328 |
| Restricted | 343,286 | 431,708 |
| Unrestricted (deficit) | <u>(233,187)</u> | <u>(609,898)</u> |
| Total net assets | <u>\$ 3,145,401</u> | <u>\$ 2,702,138</u> |

Over time, net assets can serve as a useful indicator of a government's financial position. At June 30, 2011, the District's assets exceeded liabilities by \$3,145,401.

At year-end, capital assets represented 43.70% of total assets. Capital assets include land, land improvements, buildings and improvements, furniture and equipment and vehicles. Capital assets, net of related debt to acquire the assets at June 30, 2011, were \$3,035,302. These capital assets are used to provide services to the students and are not available for future spending. Although the District's investment in capital assets is reported net of related debt, it should be noted that the resources to repay the debt must be provided from other sources, since capital assets may not be used to liquidate these liabilities.

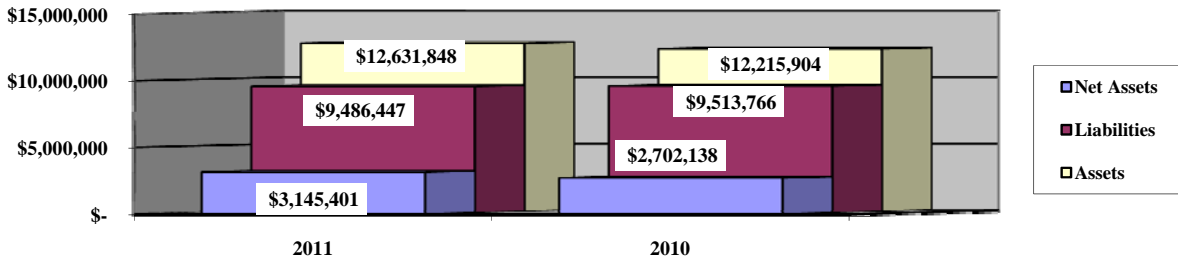
A portion of the District's net assets, \$343,286, represents resources that are subject to external restriction on how they may be used. The remaining balance of net assets is a deficit unrestricted net assets of \$233,187.

**MARGARETTA LOCAL SCHOOL DISTRICT
ERIE COUNTY, OHIO**

**MANAGEMENT'S DISCUSSION AND ANALYSIS
FOR THE FISCAL YEAR ENDED JUNE 30, 2011
UNAUDITED
(Continued)**

The graph below illustrates the governmental activities assets, liabilities and net assets at June 30, 2011 and June 30, 2010:

Governmental Activities



The table below shows the change in net assets for fiscal years 2011 and 2010.

Change in Net Assets

| | Governmental Activities 2011 | Restated Governmental Activities 2010 |
|------------------------------------|------------------------------------|--|
| <u>Revenues</u> | | |
| Program revenues: | | |
| Charges for services and sales | \$ 1,270,752 | \$ 1,212,038 |
| Operating grants and contributions | 1,639,221 | 1,440,379 |
| General revenues: | | |
| Property taxes | 5,288,339 | 3,633,653 |
| Grants and entitlements | 6,223,510 | 6,338,070 |
| Investment earnings | 944 | 6,807 |
| Other | 27,969 | 45,511 |
| Total revenues | <u>\$ 14,450,735</u> | <u>\$ 12,676,458</u> |

**MARGARETTA LOCAL SCHOOL DISTRICT
ERIE COUNTY, OHIO**

**MANAGEMENT'S DISCUSSION AND ANALYSIS
FOR THE FISCAL YEAR ENDED JUNE 30, 2011
UNAUDITED
(Continued)**

| | Change in Net Assets | |
|--|-----------------------------|---------------------|
| | Governmental | Restated |
| | Activities | Governmental |
| | <u>2011</u> | <u>2010</u> |
| <u>Expenses</u> | | |
| Program expenses: | | |
| Instruction: | | |
| Regular | \$ 4,974,956 | \$ 5,259,311 |
| Special | 1,419,432 | 1,459,784 |
| Vocational | 262,138 | 266,087 |
| Other | 598,776 | 22,938 |
| Support services: | | |
| Pupil | 711,058 | 755,121 |
| Instructional staff | 724,387 | 711,639 |
| Board of education | 173,526 | 179,904 |
| Administration | 994,894 | 950,178 |
| Fiscal | 410,990 | 405,832 |
| Operations and maintenance | 1,199,741 | 1,212,716 |
| Pupil transportation | 1,134,387 | 1,107,246 |
| Central | 53,569 | 68,802 |
| Operation of non-instructional services: | | |
| Other non-instructional services | 135,748 | 168,275 |
| Food service operations | 614,465 | 602,192 |
| Extracurricular activities | 492,662 | 475,393 |
| Interest and fiscal charges | <u>106,743</u> | <u>110,203</u> |
| Total expenses | <u>14,007,472</u> | <u>13,755,621</u> |
| Change in net assets | 443,263 | (1,079,163) |
| Net assets at beginning of year | <u>2,702,138</u> | <u>3,781,301</u> |
| Net assets at end of year | <u>\$ 3,145,401</u> | <u>\$ 2,702,138</u> |

Governmental Activities

Net assets of the District's governmental activities increased \$443,263. Total governmental expenses of \$14,007,472 were offset by program revenues of \$2,909,973 and general revenues of \$11,540,762. Program revenues supported 20.77% of the total governmental expenses.

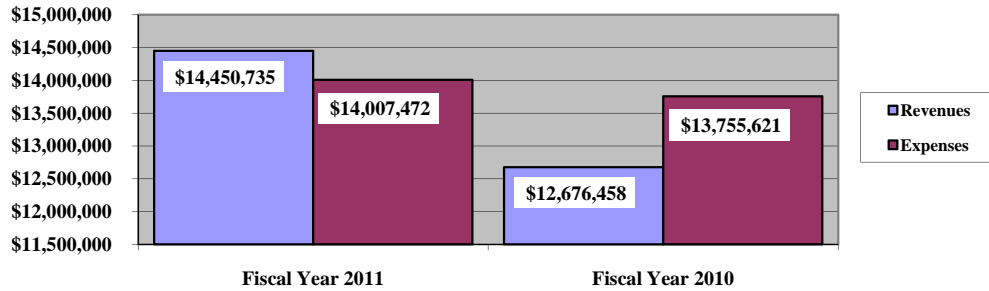
The primary sources of revenue for governmental activities are derived from property taxes and grants and entitlements. These two revenue sources represent 79.66% of total governmental revenue. Real estate property is reappraised every six years.

The graph below presents the District's governmental activities revenue and expenses for fiscal years 2011 and 2010.

**MARGARETTA LOCAL SCHOOL DISTRICT
ERIE COUNTY, OHIO**

**MANAGEMENT'S DISCUSSION AND ANALYSIS
FOR THE FISCAL YEAR ENDED JUNE 30, 2011
UNAUDITED
(Continued)**

Governmental Activities - Revenues and Expenses



The statement of activities shows the cost of program services and the charges for services and grants offsetting those services. The following table shows, for governmental activities, the total cost of services and the net cost of services for fiscal years 2011 and 2010. That is, it identifies the cost of these services supported by tax revenue and unrestricted State grants and entitlements.

Governmental Activities

| | Total Cost of Services 2011 | Net Cost of Services 2011 | Total Cost of Services 2010 | Net Cost of Services 2010 |
|--|-----------------------------------|---------------------------------|-----------------------------------|---------------------------------|
| Program expenses | | | | |
| Instruction: | | | | |
| Regular | \$ 4,974,956 | \$ 3,848,424 | \$ 5,259,311 | \$ 4,427,899 |
| Special | 1,419,432 | 962,087 | 1,459,784 | 1,021,812 |
| Vocational | 262,138 | 235,883 | 266,087 | 240,027 |
| Other | 598,776 | 598,776 | 22,938 | 22,938 |
| Support services: | | | | |
| Pupil | 711,058 | 490,240 | 755,121 | 521,425 |
| Instructional staff | 724,387 | 683,689 | 711,639 | 633,240 |
| Board of education | 173,526 | 173,526 | 179,904 | 179,904 |
| Administration | 994,894 | 987,894 | 950,178 | 943,109 |
| Fiscal | 410,990 | 410,990 | 405,832 | 405,832 |
| Operations and maintenance | 1,199,741 | 1,157,221 | 1,212,716 | 1,163,433 |
| Pupil transportation | 1,134,387 | 1,093,326 | 1,107,246 | 1,060,003 |
| Central | 53,569 | 53,569 | 68,802 | 68,802 |
| Operations of non-instructional services | | | | |
| Non-instructional services | 135,748 | 9,525 | 168,275 | 53,172 |
| Food service operations | 614,465 | 13,927 | 602,192 | (14,253) |
| Extracurricular activities | 492,662 | 271,679 | 475,393 | 265,658 |
| Interest and fiscal charges | 106,743 | 106,743 | 110,203 | 110,203 |
| Total expenses | \$ 14,007,472 | \$ 11,097,499 | \$ 13,755,621 | \$ 11,103,204 |

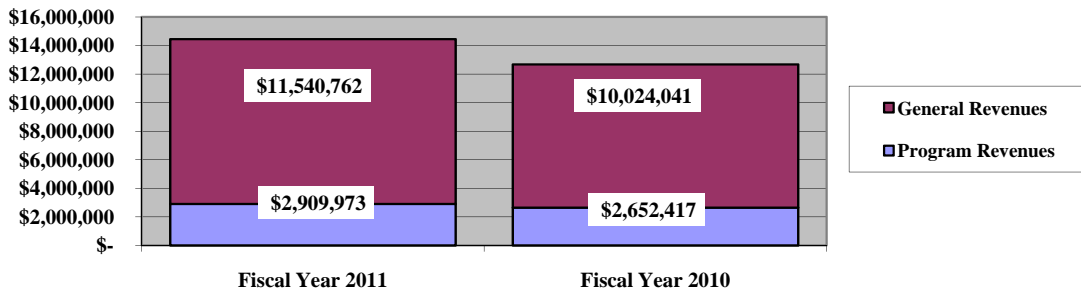
The dependence upon tax and other general revenues for governmental activities is apparent, 77.81% of instruction activities are supported through taxes and other general revenues. For all governmental activities, general revenue support is 79.23%. The District's taxpayers and grants and entitlements not restricted to specific programs, as a whole, are by far the primary support for District's students.

**MARGARETTA LOCAL SCHOOL DISTRICT
ERIE COUNTY, OHIO**

**MANAGEMENT'S DISCUSSION AND ANALYSIS
FOR THE FISCAL YEAR ENDED JUNE 30, 2011
UNAUDITED
(Continued)**

The graph below presents the District's governmental activities revenue for fiscal years 2011 and 2010.

Governmental Activities - General and Program Revenues



The District's Funds

The District's governmental funds (as presented on the balance sheet) reported a combined fund balance of \$207,717, which is more than last year's deficit of \$367,632. The schedule below indicates the fund balance and the total change in fund balance as of June 30, 2011 and June 30, 2010. The District restated June 30, 2010 fund balances as described Note 3.B.

| | Fund Balance (Deficit) <u>June 30, 2011</u> | Restated Fund Balance (Deficit) <u>June 30, 2010</u> | Increase/ Decrease |
|--------------------|---|---|-----------------------|
| General | \$ 263,218 | \$ (448,634) | \$ 711,852 |
| Other Governmental | <u>(55,501)</u> | <u>81,002</u> | <u>(136,503)</u> |
| Total | <u>\$ 207,717</u> | <u>\$ (367,632)</u> | <u>\$ 575,349</u> |

General Fund

The District's general fund balance increased \$711,852 from a fund deficit of \$448,634 to a fund balance of \$263,218. This increase can be attributed to the increase in tax revenue from the prior year. See the table on the following page for a more detailed look at the general fund.

**MARGARETTA LOCAL SCHOOL DISTRICT
ERIE COUNTY, OHIO**

**MANAGEMENT'S DISCUSSION AND ANALYSIS
FOR THE FISCAL YEAR ENDED JUNE 30, 2011
UNAUDITED
(Continued)**

The table that follows assists in illustrating the financial activities and fund balance of the general fund.

| | 2011 <u>Amount</u> | Restated 2010 <u>Amount</u> | Increase/ <u>(Decrease)</u> | Percentage <u>Change</u> |
|---|-----------------------|-----------------------------------|--------------------------------|-----------------------------|
| <u>Revenues</u> | | | | |
| Taxes | \$ 5,361,409 | \$ 4,350,768 | \$ 1,010,641 | 23.23 % |
| Tuition | 509,324 | 448,021 | 61,303 | 13.68 % |
| Earnings on investments | 944 | 8,428 | (7,484) | (88.80) % |
| Classroom materials and fees | 45,717 | 48,041 | (2,324) | (4.84) % |
| Intergovernmental | 6,451,106 | 6,385,955 | 65,151 | 1.02 % |
| Other revenues | <u>218,830</u> | <u>228,340</u> | <u>(9,510)</u> | (4.16) % |
| Total | <u>\$ 12,587,330</u> | <u>\$ 11,469,553</u> | <u>\$ 1,117,777</u> | 9.75 % |
| <u>Expenditures</u> | | | | |
| Instruction | \$ 6,113,983 | \$ 6,254,062 | \$ (140,079) | (2.24) % |
| Support services | 4,945,555 | 4,892,135 | 53,420 | 1.09 % |
| Operation of non-instructional services | 135,403 | 167,936 | (32,533) | (19.37) % |
| Extracurricular activities | 258,052 | 261,557 | (3,505) | (1.34) % |
| Debt service | <u>199,901</u> | <u>199,770</u> | <u>131</u> | 0.07 % |
| Total | <u>\$ 11,652,894</u> | <u>\$ 11,775,460</u> | <u>\$ (122,566)</u> | (1.04) % |

Overall revenues of the general fund increased \$1,117,777 or 9.75%. The most significant increase was in the area of taxes. Tax revenue increased \$1,010,641 or 23.23% due to passage of an emergency levy in August 2010 of which collections began in fiscal year 2011 as well as the amount of property taxes available as an advance to the District at year-end. Earnings on investments decreased \$7,484 or 88.80%. This decrease can be attributed to declining interest rates during fiscal year 2011 and is deemed immaterial to the total dollar amount of revenues.

Overall expenditures of the general fund decreased \$122,566 or 1.04%. The most significant decreases were in the areas of instruction and operation of non-instructional services. Instruction and operation of non-instructional services decreased \$140,079 and \$32,533, respectively. These decreases can mainly be attributed to the District's tight control on wages and benefits as well as its efforts to control general operating costs.

General Fund Budgeting Highlights

The District's budget is prepared according to Ohio law and is based on accounting for certain transactions on a basis of cash receipts, disbursements and encumbrances. The most significant budgeted fund is the general fund.

During the course of fiscal year 2011, the District amended its general fund budgeted revenues. For the general fund, final budgeted revenues were \$12,088,639, which was higher than the original budgeted revenues of \$11,902,639. Actual revenues for fiscal year 2011 were \$12,199,918. This represents a \$111,279 increase from final budgeted revenues.

General fund original appropriations (appropriated expenditures plus other financing uses) of \$11,935,009 were increased to \$12,110,009 in the final budget. The actual budget basis expenditures and other financing uses for fiscal year 2011 totaled \$12,032,844, which was \$77,165 lower than the final budget appropriations.

**MARGARETTA LOCAL SCHOOL DISTRICT
ERIE COUNTY, OHIO**

**MANAGEMENT'S DISCUSSION AND ANALYSIS
FOR THE FISCAL YEAR ENDED JUNE 30, 2011
UNAUDITED
(Continued)**

Capital Assets

At the end of fiscal year 2011, the District had \$5,520,302 invested in land, land improvements, buildings and improvements, furniture and equipment, and vehicles. This entire amount is reported in governmental activities. The following table shows capital assets, net of accumulated depreciation, at June 30, 2011 and June 30, 2010:

| | Capital Assets at June 30 (Net of Depreciation) | |
|----------------------------|--|----------------------------|
| | <u>Governmental Activities</u> | |
| | <u>2011</u> | <u>2010</u> |
| Land | \$ 103,182 | \$ 103,182 |
| Land improvements | 213,715 | 236,836 |
| Buildings and improvements | 4,561,817 | 4,494,622 |
| Furniture and equipment | 208,477 | 183,955 |
| Vehicles | <u>433,111</u> | <u>439,733</u> |
| Total | <u>\$ 5,520,302</u> | <u>\$ 5,458,328</u> |

The overall increase in capital assets of \$61,974 is primarily due to total capital outlays of \$342,006 exceeding depreciation expense of \$258,908 and disposals of \$21,124 (net of accumulated depreciation) for fiscal year 2011.

See Note 8 to the basic financial statements for additional information on the District's capital assets.

Debt Administration

At June 30, 2011, the District had \$2,485,000 in lease-purchase obligations. Of this amount, \$96,000 is due within one year and \$2,389,000 is due within greater than one year. The following table summarizes the debt outstanding at June 30, 2011 and June 30, 2010.

| | Outstanding Debt, at Year End | |
|--------------------------|---|---|
| | <u>Governmental Activities 2011</u> | <u>Governmental Activities 2010</u> |
| Lease-purchase agreement | <u>\$ 2,485,000</u> | <u>\$ 2,578,000</u> |
| Total | <u>\$ 2,485,000</u> | <u>\$ 2,578,000</u> |

See Note 10 to the basic financial statements for additional information on the District's debt administration.

**MARGARETTA LOCAL SCHOOL DISTRICT
ERIE COUNTY, OHIO**

**MANAGEMENT'S DISCUSSION AND ANALYSIS
FOR THE FISCAL YEAR ENDED JUNE 30, 2011
UNAUDITED
(Continued)**

Current Financial Related Activities

Fiscal year 2011 began with the voters approving a \$1,205,950 Emergency Property Tax Levy in August, 2010. The revenue generated from the additional levy proceeds were booked in the second half of the fiscal year with tax collections in the first half of calendar year 2011. Fiscal year 2011 ended with the approval of the State's Biennial Budget bill which eliminated approximately \$300,000 in Federal Stimulus funding and the accelerated phase-out of the reimbursement from the loss of local Tangible Personal Property taxes resulting from the effects of House Bill 66. The loss of federal funding and the accelerated phase-out reduced non-local funding by approximately \$1.5 million over two fiscal years (2012 and 2013). The Board of Education did attempt to convert a 7.75 mill Current Expense levy into a 4.87 mill Conversion levy in November, 2010. The district is the only school district to attempt a conversion levy. The levy failed with only 30% of the voters approving the levy. The Board then attempted to renew the 7.75 current expense levy, which generates approximately \$1.2 million in local taxes and intergovernmental revenue annually. The renewal levy failed in May, 2011. However, the renewal levy was approved in August, 2011 to provide stability to the district through the next two fiscal years.

The District continues to look at ways to reduce the operational expense while maintaining educational success. The District received an excellent rating for academic performance for the 2010-11 School Year. In Fiscal year 2012, the District has sponsored a Conversion School intended to help High School aged students who are credit deficient and at risk of not graduating, achieve a diploma. The Townsend Community School will open in Fiscal Year 2012. In addition to developing an educational process designed for the non-traditional student to obtain a high school diploma, the District will receive 3% of the State Aid paid to the Conversion School, will lease a portion of the District property and charge Townsend Community School for shared services. The anticipated revenue for this process is estimated to be in excess of \$50,000 per year beginning in 2012.

The District has a Permanent Improvement levy that is expiring in tax year 2011, with the final year of tax collection to be in calendar year 2012. The Board is considering the option to renew the Permanent Improvement levy for a continuing period of time. Currently the term of the levy is five years. If the voters approve the change in period, the Board is considering borrowing against the levy proceeds to make improvements at the High School with the focus on science labs.

The overall financial position of the District has stabilized with the approval of the \$1.2 million Emergency Levy. The District received approximately \$1.7 million in Tangible Personal Property tax reimbursement which will be reduced to less than \$1.5 million in Fiscal Year 2012 and then by another \$300,000 in Fiscal Year 2013. This will leave approximately \$1.2 million remaining as we approach the next State Budget bill. The uncertainty of the State's funding in Fiscal Years 2014 and 2015 creates an uncertain future for the District. This uncertainty has become the norm rather than the exception when it comes to financial stability. Regardless of the outcome of the future budget bills and other external factors, the Board and staff are committed to providing the best educational system for the children of the district within the financial parameters the community and the state will establish.

Contacting the District's Financial Management

This financial report is designed to provide our citizens, taxpayers, and investors and creditors with a general overview of the District's finances and to show the District's accountability for the money it receives. If you have questions about this report or need additional financial information contact Mr. Jude Hammond, Treasurer, Margarettta Local School District, 305 South Washington Street Castalia, Ohio 44824-9263.

**MARGARETTA LOCAL SCHOOL DISTRICT
ERIE COUNTY, OHIO**

STATEMENT OF NET ASSETS
JUNE 30, 2011

| | Governmental Activities |
|---|------------------------------------|
| Assets: | |
| Equity in pooled cash and cash equivalents. | \$ 844,979 |
| Receivables: | |
| Taxes | 5,905,231 |
| Intergovernmental | 354,511 |
| Materials and supplies inventory. | 6,825 |
| Capital assets: | |
| Land | 103,182 |
| Depreciable capital assets, net. | 5,417,120 |
| Capital assets, net | 5,520,302 |
| Total assets. | 12,631,848 |
| Liabilities: | |
| Accounts payable. | 131,564 |
| Accrued wages and benefits | 1,214,042 |
| Pension obligation payable. | 330,936 |
| Intergovernmental payable | 48,335 |
| Unearned revenue | 4,432,081 |
| Accrued interest payable | 8,201 |
| Long-term liabilities: | |
| Due within one year. | 155,967 |
| Due in more than one year. | 3,165,321 |
| Total liabilities | 9,486,447 |
| Net Assets: | |
| Invested in capital assets, net of related debt. | 3,035,302 |
| Restricted for: | |
| Capital projects | 82,841 |
| Locally funded programs | 705 |
| State funded programs. | 5,443 |
| Federally funded programs | 188,226 |
| Student activities | 66,071 |
| Unrestricted (deficit) | (233,187) |
| Total net assets | \$ 3,145,401 |

SEE ACCOMPANYING NOTES TO THE BASIC FINANCIAL STATEMENTS

**MARGARETTA LOCAL SCHOOL DISTRICT
ERIE COUNTY, OHIO**

STATEMENT OF ACTIVITIES
FOR THE FISCAL YEAR ENDED JUNE 30, 2011

| | Program Revenues | | | Net (Expense) Revenue and Changes in Net Assets |
|--|-----------------------------------|---------------------------------------|----------------------------|--|
| Expenses | Charges for Services and Sales | Operating Grants and Contributions | Governmental Activities | |
| Governmental activities: | | | | |
| Instruction: | | | | |
| Regular | \$ 4,974,956 | \$ 555,041 | \$ 571,491 | \$ (3,848,424) |
| Special | 1,419,432 | | 457,345 | (962,087) |
| Vocational | 262,138 | | 26,255 | (235,883) |
| Other | 598,776 | | | (598,776) |
| Support services: | | | | |
| Pupil. | 711,058 | | 220,818 | (490,240) |
| Instructional staff | 724,387 | | 40,698 | (683,689) |
| Board of education | 173,526 | | | (173,526) |
| Administration. | 994,894 | | 7,000 | (987,894) |
| Fiscal. | 410,990 | | | (410,990) |
| Operations and maintenance | 1,199,741 | 42,520 | | (1,157,221) |
| Pupil transportation. | 1,134,387 | | 41,061 | (1,093,326) |
| Central | 53,569 | | | (53,569) |
| Operation of non-instructional services: | | | | |
| Other non-instructional services | 135,748 | 126,223 | | (9,525) |
| Food service operations | 614,465 | 325,985 | 274,553 | (13,927) |
| Extracurricular activities. | 492,662 | 220,983 | | (271,679) |
| Interest and fiscal charges | 106,743 | | | (106,743) |
| Total governmental activities | \$ 14,007,472 | \$ 1,270,752 | \$ 1,639,221 | (11,097,499) |
| General Revenues: | | | | |
| Property taxes levied for: | | | | |
| General purposes | | | | 5,136,091 |
| Capital outlay. | | | | 152,248 |
| Grants and entitlements not restricted to specific programs | | | | 6,223,510 |
| Investment earnings | | | | 944 |
| Miscellaneous | | | | 27,969 |
| Total general revenues | | | | 11,540,762 |
| Change in net assets | | | | 443,263 |
| Net assets at beginning of year (restated) | | | | 2,702,138 |
| Net assets at end of year | | | | \$ 3,145,401 |

SEE ACCOMPANYING NOTES TO THE BASIC FINANCIAL STATEMENTS

**MARGARETTA LOCAL SCHOOL DISTRICT
ERIE COUNTY, OHIO**

BALANCE SHEET
GOVERNMENTAL FUNDS
JUNE 30, 2011

| | <u>General</u> | <u>Other Governmental Funds</u> | <u>Total Governmental Funds</u> |
|--|---------------------|---|---|
| Assets: | | | |
| Equity in pooled cash and cash equivalents. | \$ 532,987 | \$ 311,992 | \$ 844,979 |
| Receivables: | | | |
| Taxes. | 5,741,993 | 163,238 | 5,905,231 |
| Intergovernmental. | | 354,511 | 354,511 |
| Materials and supplies inventory. | | 6,825 | 6,825 |
| Due from other funds | 118,978 | | 118,978 |
| Total assets | <u>\$ 6,393,958</u> | <u>\$ 836,566</u> | <u>\$ 7,230,524</u> |
| Liabilities: | | | |
| Accounts payable | \$ 78,411 | \$ 53,153 | \$ 131,564 |
| Accrued wages and benefits. | 1,017,143 | 196,899 | 1,214,042 |
| Intergovernmental payable | 41,763 | 6,572 | 48,335 |
| Unearned revenue. | 4,309,824 | 122,257 | 4,432,081 |
| Deferred revenue | 413,215 | 333,656 | 746,871 |
| Pension obligation payable | 270,384 | 60,552 | 330,936 |
| Due to other funds | | 118,978 | 118,978 |
| Total liabilities. | <u>6,130,740</u> | <u>892,067</u> | <u>7,022,807</u> |
| Fund Balances: | | | |
| Nonspendable: | | | |
| Materials and supplies inventory. | | 6,825 | 6,825 |
| Restricted: | | | |
| Capital improvements | | 71,053 | 71,053 |
| Food service operations | | 2,149 | 2,149 |
| Special education | | 2,876 | 2,876 |
| Extracurricular. | | 66,071 | 66,071 |
| Other purposes. | | 84,442 | 84,442 |
| Committed: | | | |
| Student and staff support | 39,115 | | 39,115 |
| Assigned: | | | |
| Student instruction | 12,761 | | 12,761 |
| Student and staff support. | 66,647 | | 66,647 |
| Unassigned (deficit) | 144,695 | (288,917) | (144,222) |
| Total fund balances | <u>263,218</u> | <u>(55,501)</u> | <u>207,717</u> |
| Total liabilities and fund balances | <u>\$ 6,393,958</u> | <u>\$ 836,566</u> | <u>\$ 7,230,524</u> |

SEE ACCOMPANYING NOTES TO THE BASIC FINANCIAL STATEMENTS

**MARGARETTA LOCAL SCHOOL DISTRICT
ERIE COUNTY, OHIO**

RECONCILIATION OF TOTAL GOVERNMENTAL FUND BALANCES TO
NET ASSETS OF GOVERNMENTAL ACTIVITIES
JUNE 30, 2011

| | | | |
|--|----|-------------|-------------|
| Total governmental fund balances | | \$ | 207,717 |
| <i>Amounts reported for governmental activities on the statement of net assets are different because:</i> | | | |
| Capital assets used in governmental activities are not financial resources and therefore are not reported in the funds. | | | 5,520,302 |
| Other long-term assets are not available to pay for current-period expenditures and therefore are deferred in the funds. | | | |
| Taxes receivable | \$ | 425,003 | |
| Intergovernmental receivable | | 321,868 | |
| Total | | 746,871 | 746,871 |
| Accrued interest payable is not due and payable in the current period and therefore is not reported in the funds. | | | (8,201) |
| Long-term liabilities are not due and payable in the current period and therefore are not reported in the funds. | | | |
| Lease-purchase agreement | | 2,485,000 | |
| Compensated absences payable | | 836,288 | |
| Total | | (3,321,288) | (3,321,288) |
| Net assets of governmental activities | | \$ | 3,145,401 |

SEE ACCOMPANYING NOTES TO THE BASIC FINANCIAL STATEMENTS

**MARGARETTA LOCAL SCHOOL DISTRICT
ERIE COUNTY, OHIO**

STATEMENT OF REVENUES, EXPENDITURES AND CHANGES IN FUND BALANCES
GOVERNMENTAL FUNDS
FOR THE FISCAL YEAR ENDED JUNE 30, 2011

| | <u>General</u> | <u>Other Governmental Funds</u> | <u>Total Governmental Funds</u> |
|--|-------------------|---|---|
| Revenues: | | | |
| From local sources: | | | |
| Taxes | \$ 5,361,409 | \$ 160,628 | \$ 5,522,037 |
| Tuition | 509,324 | | 509,324 |
| Earnings on investments | 944 | | 944 |
| Charges for services | | 325,985 | 325,985 |
| Extracurricular | 126,223 | 198,865 | 325,088 |
| Classroom materials and fees | 45,717 | | 45,717 |
| Rental income | 42,520 | | 42,520 |
| Contract services | 22,118 | | 22,118 |
| Other local revenues | 27,969 | | 27,969 |
| Intergovernmental - state | 6,417,523 | 147,143 | 6,564,666 |
| Intergovernmental - federal | 33,583 | 1,194,421 | 1,228,004 |
| Total revenues | 12,587,330 | 2,027,042 | 14,614,372 |
| Expenditures: | | | |
| Current: | | | |
| Instruction: | | | |
| Regular | 4,275,577 | 524,433 | 4,800,010 |
| Special | 977,492 | 424,582 | 1,402,074 |
| Vocational | 262,138 | | 262,138 |
| Other | 598,776 | | 598,776 |
| Support services: | | | |
| Pupil | 499,431 | 211,623 | 711,054 |
| Instructional staff | 627,479 | 95,403 | 722,882 |
| Board of education | 172,841 | 685 | 173,526 |
| Administration | 978,342 | 13,601 | 991,943 |
| Fiscal | 404,341 | 2,074 | 406,415 |
| Operations and maintenance | 1,237,036 | 10,891 | 1,247,927 |
| Pupil transportation | 972,522 | 26,100 | 998,622 |
| Central | 53,563 | | 53,563 |
| Operation of non-instructional services: | | | |
| Other non-instructional services | 135,403 | | 135,403 |
| Food service operations | | 603,324 | 603,324 |
| Extracurricular activities | 258,052 | 197,732 | 455,784 |
| Facilities acquisition and construction | | 277,298 | 277,298 |
| Debt service: | | | |
| Principal retirement | 93,000 | | 93,000 |
| Interest and fiscal charges | 106,901 | | 106,901 |
| Total expenditures | 11,652,894 | 2,387,746 | 14,040,640 |
| Excess (deficiency) of revenues over (under) expenditures | 934,436 | (360,704) | 573,732 |
| Other financing sources (uses): | | | |
| Transfers in | | 222,584 | 222,584 |
| Transfers (out) | (222,584) | | (222,584) |
| Total other financing sources (uses) | (222,584) | 222,584 | |
| Net change in fund balances | 711,852 | (138,120) | 573,732 |
| Fund balances (deficit) at beginning of year (restated) | (448,634) | 81,002 | (367,632) |
| Increase in reserve for inventory | | 1,617 | 1,617 |
| Fund balances (deficit) at end of year | \$ 263,218 | \$ (55,501) | \$ 207,717 |

SEE ACCOMPANYING NOTES TO THE BASIC FINANCIAL STATEMENTS

**MARGARETTA LOCAL SCHOOL DISTRICT
ERIE COUNTY, OHIO**

RECONCILIATION OF THE STATEMENT OF REVENUES, EXPENDITURES
AND CHANGES IN FUND BALANCES OF GOVERNMENTAL FUNDS
TO THE STATEMENT OF ACTIVITIES
FOR THE FISCAL YEAR ENDED JUNE 30, 2011

| | | |
|---|------------------|-----------------------|
| Net change in fund balances - total governmental funds | \$ | 573,732 |
| <i>Amounts reported for governmental activities in the statement of activities are different because:</i> | | |
| Government funds report capital outlays as expenditures. However, in the statement of activities, the costs of those assets are allocated over their estimated useful lives as depreciation expense. This is the amount by which capital outlays exceeded depreciation expense in the current period. | | |
| Capital asset additions | \$ 342,006 | |
| Current year depreciation | <u>(258,908)</u> | |
| Total | | 83,098 |
| The net effect of various miscellaneous transactions involving capital assets (i.e., sales, disposals, trade-ins, and donations) is to decrease net assets. | | |
| | | (21,124) |
| Revenues in the statement of activities that do not provide current financial resources are not reported as revenues in the funds. | | |
| Taxes | (233,698) | |
| Intergovernmental | <u>69,663</u> | |
| Total | | (164,035) |
| Repayment of lease-purchase principal is an expenditure in the governmental funds, but the repayment reduces long-term liabilities in the statement of net assets. | | |
| | | 93,000 |
| In the statement of activities, interest is accrued on lease purchase agreements, whereas in governmental funds, an interest expenditure is reported when due. This resulted in less interest being reported in the statement of activities. | | |
| | | 158 |
| Governmental funds report expenditures for inventory when purchased. However, in the statement of activities they are reported as an expense when consumed. | | |
| | | 1,617 |
| Some expenses reported in the statement of activities, such as compensated absences, do not require the use of current financial resources and therefore are not reported as expenditures in governmental funds. | | |
| | | <u>(123,183)</u> |
| Change in net assets of governmental activities | \$ | <u>443,263</u> |

SEE ACCOMPANYING NOTES TO THE BASIC FINANCIAL STATEMENTS

**MARGARETTA LOCAL SCHOOL DISTRICT
ERIE COUNTY, OHIO**

STATEMENT OF REVENUES, EXPENDITURES AND CHANGES IN
FUND BALANCE - BUDGET AND ACTUAL (NON-GAAP BUDGETARY BASIS)
GENERAL FUND
FOR THE FISCAL YEAR ENDED JUNE 30, 2011

| | <u>Budgeted Amounts</u> | | <u>Actual</u> | <u>Variance with Final Budget Positive (Negative)</u> |
|---|-------------------------|-------------------|-------------------|---|
| | <u>Original</u> | <u>Final</u> | | |
| Revenues: | | | | |
| From local sources: | | | | |
| Property taxes | \$ 4,813,820 | \$ 4,904,820 | \$ 5,100,126 | \$ 195,306 |
| Tuition | 450,000 | 481,700 | 509,324 | 27,624 |
| Earnings on investments | 10,000 | 10,000 | 1,038 | (8,962) |
| Classroom materials and fees | 50,000 | 50,000 | 45,717 | (4,283) |
| Rental income | 60,000 | 60,000 | 42,520 | (17,480) |
| Contract services. | 20,000 | 20,000 | 22,118 | 2,118 |
| Other local revenues | 40,500 | 40,500 | 27,969 | (12,531) |
| Intergovernmental - state | 6,458,319 | 6,491,619 | 6,417,523 | (74,096) |
| Intergovernmental - federal | - | 30,000 | 33,583 | 3,583 |
| Total revenues | <u>11,902,639</u> | <u>12,088,639</u> | <u>12,199,918</u> | <u>111,279</u> |
| Expenditures: | | | | |
| Current: | | | | |
| Instruction: | | | | |
| Regular | 4,454,756 | 4,245,644 | 4,427,519 | (181,875) |
| Special. | 1,053,098 | 1,057,002 | 1,009,136 | 47,866 |
| Vocational. | 271,749 | 272,549 | 263,782 | 8,767 |
| Other. | 385,000 | 600,500 | 598,326 | 2,174 |
| Support services: | | | | |
| Pupil. | 538,352 | 508,352 | 495,278 | 13,074 |
| Instructional staff | 681,106 | 668,499 | 643,924 | 24,575 |
| Board of education | 205,337 | 212,337 | 189,554 | 22,783 |
| Administration. | 994,492 | 1,027,492 | 995,462 | 32,030 |
| Fiscal | 409,111 | 445,611 | 445,180 | 431 |
| Operations and maintenance. | 1,353,078 | 1,343,078 | 1,293,776 | 49,302 |
| Pupil transportation | 983,581 | 997,581 | 968,554 | 29,027 |
| Central. | 71,449 | 59,741 | 55,476 | 4,265 |
| Operation of non-instructional services | 21,410 | 24,217 | 23,601 | 616 |
| Extracurricular activities. | 272,560 | 272,560 | 250,791 | 21,769 |
| Debt service: | | | | |
| Principal | 93,000 | 93,000 | 93,000 | |
| Interest and fiscal charges. | 106,930 | 106,930 | 106,901 | 29 |
| Total expenditures | <u>11,895,009</u> | <u>11,935,093</u> | <u>11,860,260</u> | <u>74,833</u> |
| Excess of revenues over expenditures. | <u>7,630</u> | <u>153,546</u> | <u>339,658</u> | <u>186,112</u> |
| Other financing uses: | | | | |
| Transfers (out). | <u>(40,000)</u> | <u>(174,916)</u> | <u>(172,584)</u> | <u>2,332</u> |
| Total other financing uses | <u>(40,000)</u> | <u>(174,916)</u> | <u>(172,584)</u> | <u>2,332</u> |
| Net change in fund balance | (32,370) | (21,370) | 167,074 | 188,444 |
| Fund balance at beginning of year | 200,005 | 200,005 | 200,005 | |
| Prior year encumbrances appropriated | 123,885 | 123,885 | 123,885 | |
| Fund balance at end of year | <u>\$ 291,520</u> | <u>\$ 302,520</u> | <u>\$ 490,964</u> | <u>\$ 188,444</u> |

SEE ACCOMPANYING NOTES TO THE BASIC FINANCIAL STATEMENTS

**MARGARETTA LOCAL SCHOOL DISTRICT
ERIE COUNTY, OHIO**

STATEMENT OF FIDUCIARY NET ASSETS
FIDUCIARY FUNDS
JUNE 30, 2011

| | Private-Purpose Trust | |
|---|----------------------------------|---------------|
| | Scholarship | Agency |
| Assets: | | |
| Equity in pooled cash and cash equivalents | \$ 326,603 | \$ 46,380 |
| Receivables: | | |
| Accrued interest. | 410 | |
| Total assets. | 327,013 | \$ 46,380 |
| Liabilities: | | |
| Accounts payable. | | \$ 520 |
| Due to students. | | 45,860 |
| Total liabilities | | \$ 46,380 |
| Net assets: | | |
| Held in trust for scholarships | 327,013 | |
| Total net assets | \$ 327,013 | |

SEE ACCOMPANYING NOTES TO THE BASIC FINANCIAL STATEMENTS

**MARGARETTA LOCAL SCHOOL DISTRICT
ERIE COUNTY, OHIO**

STATEMENT OF CHANGES IN FIDUCIARY NET ASSETS
FIDUCIARY FUNDS
FOR THE FISCAL YEAR ENDED JUNE 30, 2011

| | Private-Purpose Trust |
|--|----------------------------------|
| | Scholarship |
| Additions: | |
| Interest. | \$ 2,338 |
| Gifts and contributions. | 17,004 |
| Total additions. | 19,342 |
| Deductions: | |
| Scholarships awarded | 32,975 |
| Change in net assets. | (13,633) |
| Net assets at beginning of year | 340,646 |
| Net assets at end of year. | \$ 327,013 |

SEE ACCOMPANYING NOTES TO THE BASIC FINANCIAL STATEMENTS

This page intentionally left blank.

**MARGARETTA LOCAL SCHOOL DISTRICT
ERIE COUNTY, OHIO**

**NOTES TO THE BASIC FINANCIAL STATEMENTS
FOR THE FISCAL YEAR ENDED JUNE 30, 2011**

NOTE 1 - DESCRIPTION OF THE SCHOOL DISTRICT

The Margarettta Local School District (the "District") operates under a locally-elected five-member Board form of government and provides educational services mandated by State and/or federal agencies. Located in Erie County, the District serves the Village of Castalia and surrounding townships.

The District is organized under Sections 2 and 3, Article VI of the Constitution of the State of Ohio. Under such laws there is no authority for a District to have a charter or adopt local laws. The legislative power of the District is vested in the Board of Education, consisting of five members elected at large for staggered four-year terms.

The District is the 422nd largest in the State of Ohio among 918 public and community schools in terms of enrollment. It currently operates 2 elementary schools and 1 high school. The District employs 65 non-certified employees and 83 certified (including administrative) employees to provide services to approximately 1,229 students.

NOTE 2 - SUMMARY OF SIGNIFICANT ACCOUNTING POLICIES

The basic financial statements of the District have been prepared in conformity with accounting principles generally accepted in the United States of America (GAAP) as applied to governmental units. The Governmental Accounting Standards Board (GASB) is the accepted standard-setting body for establishing governmental accounting and financial reporting principles. The District also applies Financial Accounting Standards Board (FASB) guidance issued on or before November 30, 1989, to its governmental activities provided it does not conflict with or contradict GASB pronouncements. The District's significant accounting policies are described below.

A. Reporting Entity

The reporting entity has been defined in accordance with GASB Statement No. 14, "The Financial Reporting Entity" as amended by GASB Statement No. 39, "Determining Whether Certain Organizations Are Component Units". The reporting entity is composed of the primary government and component units. The primary government consists of all funds, departments, boards and agencies that are not legally separate from the District. For the District, this includes general operations, food service, community services and student related activities of the District.

Component units are legally separate organizations for which the District is financially accountable. The District is financially accountable for an organization if the District appoints a voting majority of the organization's Governing Board and (1) the District is able to significantly influence the programs or services performed or provided by the organization; or (2) the District is legally entitled to or can otherwise access the organization's resources; or (3) the District is legally obligated or has otherwise assumed the responsibility to finance the deficits of, or provide financial support to, the organization; or (4) the District is obligated for the debt of the organization. Component units may also include organizations that are fiscally dependent on the District in that the District approves the budget, the issuance of debt or the levying of taxes. Certain organizations are also included as component units if the nature and significance of the relationship between the primary government and the organization is such that exclusion by the primary government would render the primary governments financial statements incomplete or misleading. Based upon the application of

**MARGARETTA LOCAL SCHOOL DISTRICT
ERIE COUNTY, OHIO**

**NOTES TO THE BASIC FINANCIAL STATEMENTS
FOR THE FISCAL YEAR ENDED JUNE 30, 2011
(Continued)**

NOTE 2 - SUMMARY OF SIGNIFICANT ACCOUNTING POLICIES (Continued)

these criteria, the District has no component units. The basic financial statements of the reporting entity include only those of the District (the primary government).

The following organizations are described due to their relationship to the District:

JOINTLY GOVERNED ORGANIZATIONS

Bay Area Council of Governments

The Bay Area Council of Governments (BACG) is a jointly governed organization. Members of the BACG consist of a number of area school districts representing 7 counties (Ottawa, Sandusky, Seneca, Erie, Huron, Wood, and Crawford). The BACG was formed for the purpose of purchasing goods and services at a lower cost. The items currently being purchased through the council of governments are natural gas and insurance. The only cost to the District is an administrative charge if it participates in purchasing through the BACG. The membership of BACG consists of the superintendent of each participating school district. The Board of Directors of the BACG consists of one elected representative of each county, the superintendent of the fiscal agent and two non-voting members (administrator and fiscal agent). Members of the Board serve staggered two-year terms. The amount paid in fiscal year 2011 was \$46,309. Financial information can be obtained by contacting the North Point Educational Service Center, which serves as fiscal agent, at 2900 South Columbus Avenue, Sandusky, Ohio 44870.

Northern Ohio Educational Computer Association

The Northern Ohio Educational Computer Association (NOECA) is a jointly governed organization, which is a computer consortium. NOECA is an association of a number of public school districts formed for the purpose of applying modern technology (with the aid of computers and other electronic equipment) to administrative and instructional functions among member school districts. The NOECA Board of Directors consists of two representatives from each county in which participating school districts are located, the chairman of each of the operating committees, and a representative from the fiscal agent. The amount paid in fiscal year 2011 was \$34,546. Financial information can be obtained from Betty Schwiefert, who serves as Controller, 2900 South Columbus Avenue, Sandusky, Ohio 44870.

PUBLIC ENTITY RISK POOLS

Workers' Compensation Group Rating Program

The District participates in the Ohio School Boards Association (OSBA) Workers' Compensation Group Rating Program (GRP). The GRP is sponsored by OSBA and administered by CompManagement, Inc. The intent of the GRP is to achieve the benefit of a reduced premium for the District by virtue of its grouping and representation with other participants in the GRP. The District pays a fee to the GRP to cover the costs of administering the program.

**MARGARETTA LOCAL SCHOOL DISTRICT
ERIE COUNTY, OHIO**

**NOTES TO THE BASIC FINANCIAL STATEMENTS
FOR THE FISCAL YEAR ENDED JUNE 30, 2011
(Continued)**

NOTE 2 - SUMMARY OF SIGNIFICANT ACCOUNTING POLICIES (Continued)

Schools of Ohio Risk Sharing Authority

The District participates in the Schools of Ohio Risk Sharing Authority Board (SORSA), an insurance purchasing pool. SORSA's business affairs are conducted by a nine member Board of directors consisting of a President, Vice President, Secretary, Treasurer and five delegates. SORSA was created to provide joint self-insurance coverage and to assist members to prevent and reduce losses and injuries to the District's property and persons. It is intended to provide liability and property insurance at reduced premiums for the participants. SORSA is organized as a nonprofit corporation under provisions of Ohio Revised Code 2744.

Huron-Erie School Employees Insurance Association

The Huron-Erie School Employees Insurance Association (Association) is a public entity risk pool comprised of several districts. The Association assembly consists of a superintendent or designated representative from each participating district and the program administrator. The Association is governed by a Board of Directors chosen from the general membership. The degree of control exercised by any participating district is limited to its representation on the Board. Financial information can be obtained by contacting the program administrator at the Huron-Erie School Employees Insurance Association, located at 2900 Columbus Avenue, Sandusky, Ohio 44870.

B. Fund Accounting

The District uses funds to maintain its financial records during the year. A fund is defined as a fiscal and accounting entity with a self balancing set of accounts. There are three categories of funds: governmental, proprietary and fiduciary.

GOVERNMENTAL FUNDS

Governmental funds are those through which most governmental functions typically are financed. Governmental fund reporting focuses on the sources, uses and balances of current financial resources. Expendable assets are assigned to the various governmental funds according to the purposes for which they may or must be used. Current liabilities are assigned to the fund from which they will be paid. The difference between governmental fund assets and liabilities is reported as fund balance. The following is the District's major governmental fund:

General fund -The general fund is used to account for and report all financial resources not accounted for and reported in another fund. The general fund balance is available for any purpose provided it is expended or transferred according to the general laws of Ohio.

Other governmental funds of the District are used to account for (a) financial resources that are restricted, committed, or assigned to expenditures for capital outlays including the acquisition or construction of capital facilities and other capital assets, (b) specific revenue sources that are restricted or committed to an expenditure for specified purposes other than debt service or capital projects and (c) financial resources that are restricted, committed, or assigned to expenditure for principal and interest.

**MARGARETTA LOCAL SCHOOL DISTRICT
ERIE COUNTY, OHIO**

**NOTES TO THE BASIC FINANCIAL STATEMENTS
FOR THE FISCAL YEAR ENDED JUNE 30, 2011
(Continued)**

NOTE 2 - SUMMARY OF SIGNIFICANT ACCOUNTING POLICIES (Continued)

PROPRIETARY FUNDS

Proprietary funds are used to account for the District's ongoing activities which are similar to those often found in the private sector. The District has no proprietary funds.

FIDUCIARY FUNDS

Fiduciary fund reporting focuses on net assets and changes in net assets. The fiduciary fund category is split into four classifications: pension trust funds, investment trust funds, private-purpose trust funds and agency funds. Trust funds are used to account for assets held by the District under a trust agreement for individuals, private organizations, or other governments and are therefore not available to support the District's own programs. The District's trust funds are private-purpose trusts which account for scholarship programs for students. Agency funds are custodial in nature (assets equal liabilities) and do not involve measurement of results of operations. The District's agency fund accounts for student activities.

C. Measurement Focus

Government-wide Financial Statements - The government-wide financial statements are prepared using the economic resources measurement focus. All assets and all liabilities associated with the operation of the primary government, except fiduciary funds, are included on the statement of net assets.

The government-wide statement of activities presents a comparison between direct expenses and program revenues for each function or program of the governmental activities of the District. Direct expenses are those that are specifically associated with a service, program or department and therefore clearly identifiable to a particular function. Program revenues include amounts paid by the recipient of goods or services offered by the program and grants and contributions that are restricted to meeting the operational requirements of a particular program. Revenues not classified as program revenues are presented as general revenues of the District.

The government-wide financial statements are prepared using the economic resources measurement focus. All assets and all liabilities associated with the operation of the District are included on the statement of net assets.

Fund Financial Statements - Fund financial statements report detailed information about the District. The focus of governmental fund financial statements is on major funds rather than reporting funds by type. Each major fund is presented in a separate column, and all nonmajor funds are aggregated into one column. Fiduciary funds are reported by fund type.

All governmental funds are accounted for using a flow of current financial resources measurement focus. With this measurement focus, only current assets and current liabilities generally are included on the balance sheet. The statement of revenues, expenditures and changes in fund balances reports on the sources (i.e., revenues and other financing sources) and uses (i.e., expenditures and other financing uses) of current financial resources. This approach differs from the manner in which the governmental activities of the government-wide financial statements are prepared. Governmental fund financial statements therefore

**MARGARETTA LOCAL SCHOOL DISTRICT
ERIE COUNTY, OHIO**

**NOTES TO THE BASIC FINANCIAL STATEMENTS
FOR THE FISCAL YEAR ENDED JUNE 30, 2011
(Continued)**

NOTE 2 - SUMMARY OF SIGNIFICANT ACCOUNTING POLICIES (Continued)

include a reconciliation with brief explanations to better identify the relationship between the government-wide statements and the statements for governmental funds.

The private-purpose trust funds are reported using the economic resources measurement focus. Agency funds do not report a measurement focus as they do not report operations.

D. Basis of Accounting

Basis of accounting determines when transactions are recorded in the financial records and reported on the financial statements. Government-wide financial statements are prepared using the accrual basis of accounting. Governmental funds use the modified accrual basis of accounting. Fiduciary funds also use the accrual basis of accounting.

Revenues - Exchange and Non-exchange Transactions - Revenue resulting from exchange transactions, in which each party gives and receives essentially equal value, is recorded on the accrual basis when the exchange takes place. On a modified accrual basis, revenue is recorded in the fiscal year in which the resources are measurable and become available. Available means that the resources will be collected within the current fiscal year or are expected to be collected soon enough thereafter to be used to pay liabilities of the current fiscal year. For the District, available means expected to be received within sixty days of fiscal year end.

Nonexchange transactions, in which the District receives value without directly giving equal value in return, include property taxes, grants, entitlements and donation. On an accrual basis, revenue from property taxes is recognized in the fiscal year for which the taxes are levied (See Note 6).

Revenue from grants, entitlements and donations is recognized in the fiscal year in which all eligibility requirements have been satisfied. Eligibility requirements include timing requirements, which specify the year when the resources are required to be used or the fiscal year when use is first permitted, matching requirements, in which the District must provide local resources to be used for a specified purpose, and expenditure requirements, in which the resources are provided to the District on a reimbursement basis. On a modified accrual basis, revenue from nonexchange transactions must also be available before it can be recognized.

Under the modified accrual basis, the following revenue sources are considered to be both measurable and available at fiscal year-end: property taxes available as an advance, interest, tuition, grants, and student fees.

Unearned Revenue and Deferred Revenue - Unearned revenue and deferred revenue arise when assets are recognized before revenue recognition criteria have been satisfied.

Property taxes for which there is an enforceable legal claim as of June 30, 2011, but which were levied to finance fiscal year 2012 operations, and other revenues received in advance of the fiscal year for which they are intended to finance, have been recorded as unearned revenue. Grants and entitlements received before the eligibility requirements are met and delinquent property taxes due at June 30, 2011 are recorded as deferred revenue on the governmental fund financial statements.

**MARGARETTA LOCAL SCHOOL DISTRICT
ERIE COUNTY, OHIO**

**NOTES TO THE BASIC FINANCIAL STATEMENTS
FOR THE FISCAL YEAR ENDED JUNE 30, 2011
(Continued)**

NOTE 2 - SUMMARY OF SIGNIFICANT ACCOUNTING POLICIES (Continued)

On governmental fund financial statements, receivables that will not be collected within the available period have been reported as deferred revenue.

Expenses/Expenditures - On the accrual basis of accounting, expenses are recognized at the time they are incurred. The entitlement value of donated commodities received during the year is reported in the statement of revenues, expenditures and changes in fund balances as an expenditure with a like amount reported as intergovernmental revenue.

The measurement focus of governmental fund accounting is on decreases in net financial resources (expenditures) rather than expenses. Expenditures are generally recognized in the accounting period in which the related fund liability is incurred, if measurable. Allocations of cost, such as depreciation and amortization, are not recognized in governmental funds.

E. Budgets

The budgetary process is prescribed by provisions of the Ohio Revised Code and entails the preparation of budgetary documents within an established timetable. The major documents prepared are the tax budget, the certificate of estimated resources, and the appropriation resolution, all of which are prepared on the budgetary basis of accounting. The certificate of estimated resources and the appropriations resolution are subject to amendment throughout the year with the legal restriction that appropriations cannot exceed estimated resources, as certified. All funds, other than agency funds, are legally required to be budgeted and appropriated. The legal level of budgetary control is at the fund, function, object level for the general fund and at the fund level for all other funds.

Any budgetary modifications at this level may only be made by resolution of the Board of Education.

Tax Budget:

Prior to January 15, the Superintendent and Treasurer submit to the Board of Education a proposed operating budget for the fiscal year commencing the following July 1. The budget includes proposed expenditures and the means of financing for all funds. Public hearings are publicized and conducted to obtain taxpayers' comments. The purpose of this budget document is to reflect the need for an existing (or increased) tax rate. By no later than January 20, the Board-adopted budget is filed with Erie County Budget Commission for rate determination.

Estimated Resources:

By April 1, the Board of Education accepts, by formal resolution, the tax rates as determined by the Budget Commission and receives the Commission's certificate of estimated resources, which states the projected revenue of each fund. Prior to July 1, the District must revise its budget so that total contemplated expenditures from any fund during the ensuing year will not exceed the amount stated in the certificate of estimated resources. The revised budget then serves as the basis for the appropriation measure. On or about July 1, the certificate is amended to include any unencumbered cash balances from the preceding year. The certificate may be further amended during the year if projected increases or decreases in revenue are identified by the District Treasurer. The amounts reported in the budgetary

**MARGARETTA LOCAL SCHOOL DISTRICT
ERIE COUNTY, OHIO**

**NOTES TO THE BASIC FINANCIAL STATEMENTS
FOR THE FISCAL YEAR ENDED JUNE 30, 2011
(Continued)**

NOTE 2 - SUMMARY OF SIGNIFICANT ACCOUNTING POLICIES (Continued)

statements reflect the amounts in the original and final certificates of estimated resources issued during the fiscal year.

Appropriations:

Upon receipt from the County Auditor of an amended certificate of estimated resources based on final assessed values and tax rates or a certificate saying no new certificate is necessary, the annual appropriation resolution is enacted by the Board of Education. Prior to the passage of the annual appropriation measure, the Board may pass a temporary appropriation measure to meet the ordinary expenses of the District. The appropriation resolution, by fund, must be within the estimated resources as certified by the County Budget Commission and the total of expenditures may not exceed the appropriation totals at any level of control. Any revisions that alter the legal level of budgetary control must be approved by the Board of Education.

The Board may pass supplemental fund appropriations so long as the total appropriations by fund do not exceed the amounts set forth in the most recent certificate of estimated resources. During the year, all supplemental appropriations were legally enacted.

The appropriation resolution is subject to amendment by the Board throughout the year with the restriction that appropriations may not exceed estimated revenues. The amounts reported as the original budget amounts reflect the first appropriation for the fund that covered the entire fiscal year, including amounts automatically carried over from prior year. The amounts reported as the final budgeted amounts represent the final appropriation amounts passed by the Board during the year.

Lapsing of Appropriations:

Unencumbered appropriations lapse at year end. Encumbered appropriations are carried forward to the succeeding fiscal year and need not be reappropriated. Cash disbursements plus encumbrances may not legally exceed budgeted appropriations at the fund level.

Encumbrance accounting is utilized with District funds in the normal course of operations, for purchase orders and contract related expenditures. An encumbrance is a reserve on the available spending authority due to commitment for a future expenditure and does not represent a liability.

F. Cash and Investments

To improve cash management, cash received by the District is pooled in a central bank account. Monies for all funds are maintained in this pool. Individual fund integrity is maintained through the District's records. Each fund's interest in the pool is presented as "equity in pooled cash and cash equivalents" on the basic financial statements.

During fiscal year 2011, investments were limited to nonnegotiable certificates of deposits and investments in the State Treasury Asset Reserve of Ohio (STAR Ohio). Except for nonparticipating investment contracts, investments are reported at fair value, which is based on quoted market prices. Nonparticipating investment contracts, such as nonnegotiable certificates of deposit, are recorded at cost.

**MARGARETTA LOCAL SCHOOL DISTRICT
ERIE COUNTY, OHIO**

**NOTES TO THE BASIC FINANCIAL STATEMENTS
FOR THE FISCAL YEAR ENDED JUNE 30, 2011
(Continued)**

NOTE 2 - SUMMARY OF SIGNIFICANT ACCOUNTING POLICIES (Continued)

The District has invested funds in STAR Ohio during fiscal year 2011. STAR Ohio is an investment pool managed by the State Treasurer's Office, which allows governments within the State to pool their funds for investment purposes. STAR Ohio is not registered with the SEC as an investment company, but does operate in a manner consistent with Rule 2a7 of the Investment Company Act of 1940. Investments in STAR Ohio are valued at STAR Ohio's shares price which is the price the investment could be sold for on June 30, 2011.

Under existing Ohio statutes all investment earnings are assigned to the general fund unless statutorily required to be credited to a specific fund. The Board of Education has, by resolution, specified the funds to receive an allocation of interest earnings. Interest revenue credited to the general fund during fiscal year 2011 amounted to \$944 while interest in the amount of \$595 was credited to other District funds.

For presentation on the basic financial statements, investments of the cash management pool and investments with original maturities of three months or less at the time they are purchased by the District are considered to be cash equivalents. Investments with an initial maturity of more than three months are reported as investments.

An analysis of the District's investment account at fiscal year end is provided in Note 4.

G. Inventory

On government-wide financial statements, purchased inventories are presented at the lower of cost or market and donated commodities are presented at their entitlement value. On fund financial statements inventories are valued at cost. Inventories are recorded on a first-in, first-out basis. Inventories are accounted for using the purchase method on the fund financial statements and using the consumption method on the government-wide financial statements.

On the fund financial statements, reported material and supplies inventory is equally offset by a nonspendable fund balance in the governmental funds which indicates that it does not constitute available spendable resources even though it is a component of net current assets.

Inventory consists of expendable supplies held for consumption, donated food and purchased food.

H. Capital Assets

General capital assets are those assets specifically related to activities reported in the governmental funds. These assets generally result from expenditures in the governmental funds. These assets are reported in the governmental activities column of the government-wide statement of net assets, but are not reported in the fund financial statements.

All capital assets are capitalized at cost (or estimated historical cost) and updated for additions and deductions during the year. Donated capital assets are recorded at their fair market values as of the date received. The District maintains a capitalization threshold of \$5,000. The District does not possess any infrastructure. Improvements are capitalized; the

**MARGARETTA LOCAL SCHOOL DISTRICT
ERIE COUNTY, OHIO**

**NOTES TO THE BASIC FINANCIAL STATEMENTS
FOR THE FISCAL YEAR ENDED JUNE 30, 2011
(Continued)**

NOTE 2 - SUMMARY OF SIGNIFICANT ACCOUNTING POLICIES (Continued)

costs of normal maintenance and repairs that do not add to the value of the asset or materially extend an asset's life are not.

All reported capital assets except land are depreciated. Improvements are depreciated over the remaining useful lives of the related capital assets. Depreciation is computed using the straight-line method over the following useful lives:

| <u>Description</u> | Governmental Activities <u>Estimated Lives</u> |
|----------------------------|--|
| Land improvements | 15 - 25 years |
| Buildings and improvements | 20 - 50 years |
| Furniture and equipment | 5 - 20 years |
| Vehicles | 6 - 10 years |

I. Interfund Balances

On the fund financial statements, receivables and payables resulting from long-term interfund loans are classified as "loans receivable/payable". These amounts are eliminated in the governmental activities column on the statement of net assets.

On fund financial statements, receivables and payables resulting from short-term interfund loans from the general fund to cover negative cash balances in other governmental funds are classified as "due to/from other funds". These amounts are eliminated in the governmental type activities columns on the statement of net assets.

J. Compensated Absences

Compensated absences of the District consist of vacation leave and sick leave to the extent that payments to the employee for these absences are attributable to services already rendered and are not contingent on a specific event that is outside the control of the District and the employee.

In accordance with the provisions of GASB Statement No. 16, "Accounting for Compensated Absences", a liability for vacation leave is accrued if a) the employees' rights to payment are attributable to services already rendered; and b) it is probable that the employer will compensate the employees for the benefits through paid time off or other means, such as cash payment at termination or retirement. An accrual for earned sick leave is made to the extent that it is probable that the benefits will result in termination (severance) payments. A liability for sick leave is accrued using the vesting method; i.e., the liability is based on the sick leave accumulated at the balance sheet date by those employees who are currently eligible to receive termination (severance) payments, as well as those employees expected to become eligible in the future. For purposes of establishing a liability for severance on employees expected to become eligible to retire in the future, all employees age fifty or greater with at least ten years of service and all employees with at least twenty years of service regardless of their age were considered expected to become eligible in accordance with GASB Statement No. 16.

**MARGARETTA LOCAL SCHOOL DISTRICT
ERIE COUNTY, OHIO**

**NOTES TO THE BASIC FINANCIAL STATEMENTS
FOR THE FISCAL YEAR ENDED JUNE 30, 2011
(Continued)**

NOTE 2 - SUMMARY OF SIGNIFICANT ACCOUNTING POLICIES (Continued)

The total liability for vacation and sick leave payments has been calculated using pay rates in effect at the balance sheet date, and reduced to the maximum payment allowed by labor contract and/or statute, plus any applicable additional salary related payments.

The entire compensated absence liability is reported on the government-wide financial statements.

For governmental fund financial statements, the current portion of unpaid compensated absences is the amount expected to be paid using expendable available resources. These amounts are recorded in the account "compensated absences payable" in the fund from which the employees who have accumulated unpaid leave are paid. The noncurrent portion of the liability is not reported.

K. Accrued Liabilities and Long-Term Obligations

All payables, accrued liabilities and long-term obligations are reported in the government-wide financial statements.

In general, governmental fund payables and accrued liabilities that, once incurred, are paid in a timely manner and in full from current financial resources are reported as obligations of the funds. However, compensated absences that will be paid from governmental funds are reported as a liability in the fund financial statements only to the extent that they are due for payment during the current year. Contractually required pension obligations are recognized as a liability on the fund financial statements when due.

L. Fund Balance

Fund balance is divided into five classifications based primarily on the extent to which the District is bound to observe constraints imposed upon the use of the resources in the governmental funds. The classifications are as follows:

Nonspendable - The nonspendable fund balance classification includes amounts that cannot be spent because they are not in spendable form or are legally required to be maintained intact. The "not in spendable form" criterion includes items that are not expected to be converted to cash. It also includes the long-term amount of loans receivable.

Restricted - Fund balance is reported as restricted when constraints are placed on the use of resources that are either externally imposed by creditors (such as through debt covenants), grantors, contributors, or laws or regulations of other governments, or imposed by law through constitutional provisions or enabling legislation.

**MARGARETTA LOCAL SCHOOL DISTRICT
ERIE COUNTY, OHIO**

**NOTES TO THE BASIC FINANCIAL STATEMENTS
FOR THE FISCAL YEAR ENDED JUNE 30, 2011
(Continued)**

NOTE 2 - SUMMARY OF SIGNIFICANT ACCOUNTING POLICIES (Continued)

Committed - The committed fund balance classification includes amounts that can be used only for the specific purposes imposed by a formal action (resolution) of the District Board of Education (the highest level of decision making authority). Those committed amounts cannot be used for any other purpose unless the District Board of Education removes or changes the specified use by taking the same type of action (resolution) it employed to previously commit those amounts. Committed fund balance also incorporates contractual obligations to the extent that existing resources in the fund have been specifically committed for use in satisfying those contractual requirements.

Assigned - Amounts in the assigned fund balance classification are intended to be used by the District for specific purposes but do not meet the criteria to be classified as restricted nor committed. In governmental funds other than the general fund, assigned fund balance represents the remaining amount that is not restricted or committed. In the general fund, assigned amounts represent intended uses established by policies of the District Board of Education, which includes giving the Treasurer the authority to constrain monies for intended purposes.

Unassigned - Unassigned fund balance is the residual classification for the general fund and includes all spendable amounts not contained in the other classifications. In other governmental funds, the unassigned classification is only used to report a deficit fund balance resulting from overspending for specific purposes for which amounts had been restricted, committed, or assigned.

The District applies restricted resources first when expenditures are incurred for purposes for which restricted and unrestricted (committed, assigned, and unassigned) fund balance is available. Similarly, within unrestricted fund balance, committed amounts are reduced first followed by assigned, and then unassigned amounts when expenditures are incurred for purposes for which amounts in any of the unrestricted fund balance classifications could be used.

M. Net Assets

Net assets represent the difference between assets and liabilities. Net assets invested in capital assets, net of related debt consist of capital assets, net of accumulated depreciation, reduced by the outstanding balances of any borrowings used for the acquisition, construction or improvement of those assets. Net assets are reported as restricted when there are limitations imposed on their use either through enabling legislation or through external restrictions imposed by creditors, grantors or laws or regulations of other governments. The District had no net assets restricted by enabling legislation.

The District applies restricted resources first when an expense is incurred for purposes for which both restricted and unrestricted net assets are available.

**MARGARETTA LOCAL SCHOOL DISTRICT
ERIE COUNTY, OHIO**

**NOTES TO THE BASIC FINANCIAL STATEMENTS
FOR THE FISCAL YEAR ENDED JUNE 30, 2011
(Continued)**

NOTE 2 - SUMMARY OF SIGNIFICANT ACCOUNTING POLICIES (Continued)

N. Estimates

The preparation of the basic financial statements in conformity with GAAP requires management to make estimates and assumptions that affect the amounts reported in the basic financial statements and accompanying notes. Actual results may differ from those estimates.

O. Interfund Activity

Exchange transactions between funds are reported as revenues in the seller funds and as expenditures/expenses in the purchaser funds. Flows of cash or goods from one fund to another without a requirement for repayment are reported as interfund transfers. Repayments from funds responsible for particular expenditures/expenses to the funds that initially paid for them are not presented on the basic financial statements.

P. Extraordinary and Special Items

Extraordinary items are transactions or events that are both unusual in nature and infrequent in occurrence. Special items are transactions or events that are within the control of the Board of Education and that are either unusual in nature or infrequent in occurrence. Neither type of transaction occurred during fiscal year 2011.

NOTE 3 - ACCOUNTABILITY AND COMPLIANCE

A. Change in Accounting Principles

For fiscal year 2011, the District has implemented GASB Statement No. 54, "Fund Balance Reporting and Governmental Fund Type Definitions", and GASB Statement No. 59, "Financial Instruments Omnibus".

GASB Statement No. 54 establishes fund balance classifications that comprise a hierarchy based primarily on the extent to which a government is bound to observe constraints imposed upon the use of the resources reported in governmental funds. GASB Statement No. 54 also clarifies the definitions of governmental fund types.

GASB Statement No. 59 updates and improves guidance for financial reporting and disclosure requirements of certain financial instruments and external investment pools. The implementation of GASB Statement No. 59 did not have an effect on the financial statements of the District.

B. Fund Reclassifications

Fund reclassifications are required in order to report funds in accordance with GASB Statement No 54. These fund reclassifications had the following effect on the District's governmental fund balances as previously reported:

**MARGARETTA LOCAL SCHOOL DISTRICT
ERIE COUNTY, OHIO**

**NOTES TO THE BASIC FINANCIAL STATEMENTS
FOR THE FISCAL YEAR ENDED JUNE 30, 2011
(Continued)**

NOTE 3 - ACCOUNTABILITY AND COMPLIANCE (Continued)

| | General | Nonmajor Governmental | Total Governmental |
|---|---------------------|--------------------------|-----------------------|
| Fund balance (deficit) as previously reported | \$ (479,202) | \$ 111,570 | \$ (367,632) |
| Fund reclassifications: | | | |
| Public school support fund | 30,568 | (30,568) | - |
| Total fund reclassifications | 30,568 | (30,568) | - |
| Restated fund balance (deficit) at July 1, 2010 | <u>\$ (448,634)</u> | <u>\$ 81,002</u> | <u>\$ (367,632)</u> |

The fund reclassifications did not have an effect on net assets as previously reported.

C. Restatement of Net Assets

The District's net assets have been restated due to an error in the fiscal year 2010 taxes receivable to reduce the amount of the delinquent taxes. The restatement of taxes receivable had the following effect on net assets as previously reported by the governmental activities:

| | Governmental Activities |
|-----------------------------------|----------------------------|
| Net assets, June 30, 2010 | 3,616,920 |
| Adjustment to taxes receivable | (914,782) |
| Restated net assets, July 1, 2010 | 2,702,138 |

D. Deficit Fund Balances

Fund balances at June 30, 2011 included the following individual fund deficits:

| <u>Nonmajor funds</u> | <u>Deficit</u> |
|---------------------------------|----------------|
| Education jobs | \$ 88,033 |
| Race to the top | 11,612 |
| IDEA, Part B | 91,290 |
| Title I, disadvantaged children | 63,030 |
| Improving teacher quality | 16,023 |
| Miscellaneous federal grants | 18,929 |

The general fund is liable for any deficits in these funds and provides transfers when cash is required, not when accruals occur. The deficit fund balances resulted from adjustments for accrued liabilities.

**MARGARETTA LOCAL SCHOOL DISTRICT
ERIE COUNTY, OHIO**

**NOTES TO THE BASIC FINANCIAL STATEMENTS
FOR THE FISCAL YEAR ENDED JUNE 30, 2011
(Continued)**

NOTE 4 - DEPOSITS AND INVESTMENTS

State statutes classify monies held by the District into three categories.

Active deposits are public deposits necessary to meet current demands on the treasury. Such monies must be maintained either as cash in the District treasury, in commercial accounts payable or withdrawable on demand, including negotiable order of withdrawal (NOW) accounts, or in money market deposit accounts.

Inactive deposits are public deposits that the Board of Education has identified as not required for use within the current five year period of designation of depositories. Inactive deposits must either be evidenced by certificates of deposit maturing not later than the end of the current period of designation of depositories, or by savings or deposit accounts including, but not limited to, passbook accounts.

Interim deposits are deposits of interim monies. Interim monies are those monies which are not needed for immediate use, but which will be needed before the end of the current period of designation of depositories.

Interim deposits must be evidenced by time certificates of deposit maturing not more than one year from the date of deposit or by savings or deposit accounts including passbook accounts.

Interim monies may be deposited or invested in the following securities:

1. United States Treasury Notes, Bills, Bonds, or any other obligation or security issued by the United States Treasury or any other obligation guaranteed as to principal and interest by the United States;
2. Bonds, notes, debentures, or any other obligations or securities issued by any federal government agency or instrumentality, including, but not limited to, the Federal National Mortgage Association, Federal Home Loan Bank, Federal Farm Credit Bank, Federal Home Loan Mortgage Corporation, Government National Mortgage Association, and Student Loan Marketing Association. All federal agency securities shall be direct issuances of federal government agencies or instrumentalities;
3. Written repurchase agreements in the securities listed above provided that the market value of the securities subject to the repurchase agreement must exceed the principal value of the agreement by at least two percent and be marked to market daily, and that the term of the agreement must not exceed thirty days;
4. Bonds and other obligations of the State of Ohio;
5. No-load money market mutual funds consisting exclusively of obligations described in items (1) and (2) above and repurchase agreements secured by such obligations, provided that investments in securities described in this division are made only through eligible institutions;
6. The State Treasurer's investment pool (STAR Ohio);

**MARGARETTA LOCAL SCHOOL DISTRICT
ERIE COUNTY, OHIO**

**NOTES TO THE BASIC FINANCIAL STATEMENTS
FOR THE FISCAL YEAR ENDED JUNE 30, 2011
(Continued)**

NOTE 4 - DEPOSITS AND INVESTMENTS (Continued)

7. Certain banker's acceptance and commercial paper notes for a period not to exceed one-hundred-eighty days from the purchase date in an amount not to exceed twenty-five percent of the interim monies available for investment at any one time; and,
8. Under limited circumstances, corporate debt interests rated in either of the two highest classifications by at least two nationally recognized rating agencies.

Protection of the District's deposits is provided by the Federal Deposit Insurance Corporation (FDIC), by eligible securities pledged by the financial institution as security for repayment, by surety company bonds deposited with the Treasurer by the financial institution or by a single collateral pool established by the financial institution to secure the repayment of all public monies deposited with the institution.

Investments in stripped principal or interest obligations, reverse repurchase agreements and derivatives are prohibited. The issuance of taxable notes for the purpose of arbitrage, the use of leverage and short selling are also prohibited. An investment must mature within five years from the date of purchase unless matched to a specific obligation or debt of the District, and must be purchased with the expectation that it will be held to maturity. Investments may only be made through specified dealers and institutions. Payment for investments may be made only upon delivery of the securities representing the investments to the Treasurer or, if the securities are not represented by a certificate, upon receipt of confirmation of transfer from the custodian.

A. Deposits with Financial Institutions

At June 30, 2011, the carrying amount of all District deposits was \$653,764. Based on the criteria described in GASB Statement No. 40, "Deposits and Investment Risk Disclosures", as of June 30, 2011, \$219,428 of the District's bank balance of \$759,633 was exposed to custodial risk as discussed below, while \$540,205 was covered by the FDIC.

Custodial credit risk is the risk that, in the event of bank failure, the District's deposits may not be returned. All deposits are collateralized with eligible securities in amounts equal to at least 105% of the carrying value of the deposits. Such collateral, as permitted by the Ohio Revised Code, is held in single financial institution collateral pools at Federal Reserve Banks, or at member banks of the federal reserve system, in the name of the respective depository bank and pledged as a pool of collateral against all of the public deposits it holds or as specific collateral held at the Federal Reserve Bank in the name of the District. The District has no deposit policy for custodial credit risk beyond the requirements of State statute. Although the securities were held by the pledging institutions' trust department and all statutory requirements for the deposit of money had been followed, noncompliance with federal requirements could potentially subject the District to a successful claim by the FDIC.

**MARGARETTA LOCAL SCHOOL DISTRICT
ERIE COUNTY, OHIO**

**NOTES TO THE BASIC FINANCIAL STATEMENTS
FOR THE FISCAL YEAR ENDED JUNE 30, 2011
(Continued)**

NOTE 4 - DEPOSITS AND INVESTMENTS (Continued)

B. Investments

As of June 30, 2011, the District had the following investments and maturities:

| <u>Investment type</u> | <u>Investment Maturities</u> | |
|------------------------|------------------------------|-----------------------------|
| | <u>Fair Value</u> | <u>6 months or less</u> |
| STAR Ohio | <u>\$ 564,198</u> | <u>\$ 564,198</u> |

Interest Rate Risk: As a means of limiting its exposure to fair value losses arising from interest rates and according to State law, the District's investment policy limits investment portfolio maturities to five years or less.

Credit Risk: Standard & Poor's has assigned STAR Ohio an AAAM money market rating. Ohio law requires that STAR Ohio maintain the highest rating provided by at least one nationally recognized standard rating service. The District's investment policy does not specifically address credit risk beyond requiring the District to only invest in securities authorized by State statute.

Concentration of Credit Risk: The District places no limit on the amount that may be invested in any one issuer. The following table includes the percentage of each investment type held by the District at June 30, 2011:

| <u>Investment type</u> | <u>Fair Value</u> | <u>% of Total</u> |
|------------------------|-------------------|-------------------|
| STAR Ohio | <u>\$ 564,198</u> | <u>100.00</u> |

C. Reconciliation of Cash and Investments to the Statement of Net Assets

The following is a reconciliation of cash and investments as reported in the note above to cash and investments as reported on the statement of net assets as of June 30, 2011:

| <u>Cash and investments per note</u> | |
|--------------------------------------|-------------------------|
| Carrying amount of deposits | \$ 653,764 |
| Investments | <u>564,198</u> |
| Total | <u>\$ 1,217,962</u> |

| <u>Cash and investments per statement of net assets</u> | | |
|---|-----------------------------|--------------------|
| | Governmental activities | \$844,979 |
| | Private-purpose trust funds | 326,603 |
| | Agency fund | 46,380 |
| | Total | <u>\$1,217,962</u> |

**MARGARETTA LOCAL SCHOOL DISTRICT
ERIE COUNTY, OHIO**

**NOTES TO THE BASIC FINANCIAL STATEMENTS
FOR THE FISCAL YEAR ENDED JUNE 30, 2011
(Continued)**

NOTE 5 - INTERFUND TRANSACTIONS

- A. Interfund balances at June 30, 2011 as reported on the fund statements, consist of the following amounts due to/from other funds:

| <u>Receivable fund</u> | <u>Payable fund</u> | <u>Amount</u> |
|------------------------|-----------------------------|------------------|
| General | Nonmajor governmental funds | <u>\$118,978</u> |

The primary purpose of the interfund balances is to cover negative cash balances in specific funds where revenues were not received by June 30. These interfund balances will be repaid once the anticipated revenues are received.

Interfund balances between governmental funds are eliminated on the government-wide financial statements.

- B. Interfund transfers for the year ended June 30, 2011, consisted of the following, as reported on the fund financial statements:

| <u>Transfers to nonmajor governmental funds from:</u> | <u>Amount</u> |
|---|------------------|
| General fund | <u>\$222,584</u> |

Transfers are used to (1) move revenues from the fund that statute or budget requires to collect them to the fund that statute or budget requires to expend them, and (2) use unrestricted revenues collected in the general fund to finance various programs accounted for in other funds in accordance with budgetary authorizations.

Interfund transfers between governmental funds are eliminated for reporting in the statement of activities.

All transfers made in fiscal year 2011 were in accordance with Ohio Revised Code Sections 5705.14, 5705.15 and 5705.16.

NOTE 6 - PROPERTY TAXES

Property taxes are levied and assessed on a calendar year basis while the District fiscal year runs from July through June. First half tax collections are received by the District in the second half of the fiscal year. Second half tax distributions occur in the first half of the following fiscal year.

Property taxes include amounts levied against all real property, public utility property, and certain tangible personal (used in business) property located in the District. Real property tax revenues received in calendar year 2011 represent the collection of calendar year 2010 taxes. Real property taxes received in calendar year 2011 were levied after April 1, 2010, on the assessed values as of January 1, 2010, the lien date. Assessed values for real property taxes are established by State statute at 35 percent of appraised market value. Real property taxes are payable annually or semiannually. If paid annually, payment is due December 31; if paid semiannually, the first payment is due December 31, with the remainder payable by June 20. Under certain circumstances, State statute permits alternate payment dates to be established.

**MARGARETTA LOCAL SCHOOL DISTRICT
ERIE COUNTY, OHIO**

**NOTES TO THE BASIC FINANCIAL STATEMENTS
FOR THE FISCAL YEAR ENDED JUNE 30, 2011
(Continued)**

NOTE 6 - PROPERTY TAXES (Continued)

Public utility property tax revenues received in calendar year 2011 represent the collection of calendar year 2010 taxes. Public utility real and tangible personal property taxes received in calendar year 2011 became a lien on December 31, 2009, were levied after April 1, 2010, and are collected with real property taxes. Public utility real property is assessed at 35 percent of true value; public utility tangible personal property is currently assessed at varying percentages of true value.

Tangible personal property tax revenues received in the District's fiscal year ended June 30, 2011 (other than public utility property) generally represent the collection of calendar year 2010 taxes levied against local and inter-exchange telephone companies. Tangible personal property taxes received from telephone companies in calendar year 2010 were levied after October 1, 2009 on the value as of December 31, 2009. Amounts paid by multi-county taxpayers were due September 20, 2010. Single county taxpayers could pay annually or semiannually. If paid semiannually, the first payment was due April 30, 2010, with the remainder payable by September 20, 2010.

The District receives property taxes from Erie County. The County Auditor periodically advances to the District its portion of the taxes collected. Second-half real property tax payments collected by the County by June 30, 2011, are available to finance fiscal year 2011 operations. The amount available as an advance at June 30, 2011 was \$1,018,954 in the general fund and \$29,193 in the permanent improvement fund (a nonmajor governmental fund). This amount is recorded as revenue. The amount available for advance at June 30, 2010 was \$606,789 in the general fund and \$21,636 in the permanent improvement fund (a nonmajor governmental fund). The amount of second-half real property taxes available for advance at fiscal year-end can vary based on the date the tax bills are sent.

Accrued property taxes receivable includes real property, public utility property and delinquent tangible personal property taxes which are measurable as of June 30, 2011 and for which there is an enforceable legal claim. Although total property tax collections for the next fiscal year are measurable, only the amount of real property taxes available as an advance at June 30 was levied to finance current fiscal year operations and is reported as revenue at fiscal year end. The portion of the receivable not levied to finance current fiscal year operations is offset by a credit to unearned revenue.

On the accrual basis of accounting, collectible delinquent property taxes have been recorded as a receivable and revenue, while on a modified accrual basis of accounting the revenue has been deferred.

The assessed values upon which the fiscal year 2011 taxes were collected are:

| | 2010 Second Half Collections | | 2011 First Half Collections | |
|---|---------------------------------|----------------------|--------------------------------|----------------------|
| | <u>Amount</u> | <u>Percent</u> | <u>Amount</u> | <u>Percent</u> |
| Agricultural/residential and other real estate | \$ 167,373,620 | 95.77 | \$ 167,682,420 | 95.94 |
| Public utility personal | 6,803,360 | 3.89 | 7,099,240 | 4.06 |
| Tangible personal property | <u>597,900</u> | <u>0.34</u> | <u>-</u> | <u>-</u> |
| Total | <u>\$ 174,774,880</u> | <u>100.00</u> | <u>\$ 174,781,660</u> | <u>100.00</u> |
| Tax rate per \$1,000 of assessed valuation | \$56.80 | | \$63.70 | |

**MARGARETTA LOCAL SCHOOL DISTRICT
ERIE COUNTY, OHIO**

**NOTES TO THE BASIC FINANCIAL STATEMENTS
FOR THE FISCAL YEAR ENDED JUNE 30, 2011
(Continued)**

NOTE 7 - RECEIVABLES

Receivables at June 30, 2011 consisted of taxes and intergovernmental grants and entitlements. All receivables are considered collectible in full due to the ability to foreclose for the nonpayment of taxes, the stable condition of State programs and the current year guarantee of federal funds. A summary of the principal items of receivables reported on the statement of net assets follows:

Governmental activities:

| | |
|-------------------|---------------------|
| Property taxes | \$ 5,905,231 |
| Intergovernmental | <u>354,511</u> |
| Total | <u>\$ 6,259,742</u> |

Receivables have been disaggregated on the face of the basic financial statements. All receivables are expected to be collected in the subsequent year.

NOTE 8 - CAPITAL ASSETS

A. Capital asset activity for the fiscal year ended June 30, 2011, was as follows:

| Governmental activities: | Balance <u>06/30/10</u> | <u>Additions</u> | <u>Deductions</u> | Balance <u>06/30/11</u> |
|---|----------------------------|------------------|--------------------|----------------------------|
| <i>Capital assets, not being depreciated:</i> | | | | |
| Land | \$ 103,182 | \$ - | \$ - | \$ 103,182 |
| Total capital assets, non being depreciate | <u>103,182</u> | <u>-</u> | <u>-</u> | <u>103,182</u> |
| <i>Capital assets, being depreciated:</i> | | | | |
| Land improvements | 1,272,992 | - | - | 1,272,992 |
| Building and improvements | 8,405,291 | 201,934 | - | 8,607,225 |
| Furniture and equipment | 660,548 | 62,283 | (17,700) | 705,131 |
| Vehicles | <u>1,377,496</u> | <u>77,789</u> | <u>(45,300)</u> | <u>1,409,985</u> |
| Total capital assets, being depreciated | <u>11,716,327</u> | <u>342,006</u> | <u>(63,000)</u> | <u>11,995,333</u> |
| <i>Less: accumulated depreciation:</i> | | | | |
| Land improvements | (1,036,156) | (23,121) | - | (1,059,277) |
| Building and improvements | (3,910,669) | (134,739) | - | (4,045,408) |
| Furniture and equipment | (476,593) | (21,167) | 1,106 | (496,654) |
| Vehicles | <u>(937,763)</u> | <u>(79,881)</u> | <u>40,770</u> | <u>(976,874)</u> |
| Total accumulated depreciation | <u>(6,361,181)</u> | <u>(258,908)</u> | <u>41,876</u> | <u>(6,578,213)</u> |
| Governmental activities capital assets, ne | <u>\$ 5,458,328</u> | <u>\$ 83,098</u> | <u>\$ (21,124)</u> | <u>\$ 5,520,302</u> |

**MARGARETTA LOCAL SCHOOL DISTRICT
ERIE COUNTY, OHIO**

**NOTES TO THE BASIC FINANCIAL STATEMENTS
FOR THE FISCAL YEAR ENDED JUNE 30, 2011
(Continued)**

NOTE 8 - CAPITAL ASSETS (Continued)

Depreciation expense was charged to governmental functions as follows:

| | |
|---|--------------------------|
| <u>Instruction:</u> | |
| Regular | \$ 101,230 |
| Special | 1,144 |
| <u>Support services:</u> | |
| Administration | 8,254 |
| Operations and maintenance | 16,247 |
| Pupil transportation | 90,102 |
| <u>Operation of non-instructional services:</u> | |
| Other non-instructional services | 342 |
| Food service operations | 4,724 |
| Extracurricular activities | <u>36,865</u> |
| Total depreciation expense | <u><u>\$ 258,908</u></u> |

NOTE 9 - LEASE-PURCHASE AGREEMENT

During a prior fiscal year, the District entered into a lease-purchase agreement with Columbus Regional Airport Authority. The lease meets the criteria of a lease-purchase as defined by FASB Statement No. 13, "Accounting for Leases", which defines a lease-purchase generally as one which transfers benefits and risks of ownership to the lessee. The lease was used to fund the District's capital improvement project. Capital assets acquired by the lease purchase have been capitalized in the amount of \$2,764,450. Accumulated depreciation at June 30, 2011 was \$145,134 leaving a book value of \$2,619,316. Lease-purchase payments have been reflected as debt service expenditures in the general fund. There was \$93,000 in principal payments in fiscal year 2011.

The following is a schedule of the future long-term minimum lease payments required under the lease-purchase agreement and the present value of the minimum lease payments as of June 30, 2011.

| Fiscal Year Ending June 30, | Total |
|---|----------------------------|
| 2012 | \$ 198,941 |
| 2013 | 198,806 |
| 2014 | 198,501 |
| 2015 | 199,007 |
| 2016 | 198,323 |
| 2017 - 2021 | 987,537 |
| 2022 - 2026 | 978,570 |
| 2027 - 2028 | <u>578,449</u> |
| Total minimum lease payments | 3,538,134 |
| Less: amount representing interest | <u>(1,053,134)</u> |
| Present value of minimum lease payments | <u><u>\$ 2,485,000</u></u> |

**MARGARETTA LOCAL SCHOOL DISTRICT
ERIE COUNTY, OHIO**

**NOTES TO THE BASIC FINANCIAL STATEMENTS
FOR THE FISCAL YEAR ENDED JUNE 30, 2011
(Continued)**

NOTE 10 - LONG-TERM OBLIGATIONS

A. The District's long-term obligations during the year consist of the following:

| | Balance Outstanding <u>06/30/10</u> | <u>Additions</u> | <u>Reductions</u> | Balance Outstanding <u>06/30/11</u> | Amounts Due in <u>One Year</u> |
|--------------------------------|---|-------------------|---------------------|---|--------------------------------------|
| Lease-purchase agreement | \$ 2,578,000 | \$ - | \$ (93,000) | \$ 2,485,000 | \$ 96,000 |
| Compensated absences | <u>811,187</u> | <u>149,537</u> | <u>(124,436)</u> | <u>836,288</u> | <u>59,967</u> |
| Total governmental activities: | <u>\$ 3,389,187</u> | <u>\$ 149,537</u> | <u>\$ (217,436)</u> | <u>\$ 3,321,288</u> | <u>\$ 155,967</u> |

Compensated Absences: Compensated absences will be paid from the fund from which the employee's salaries are paid which, for the District, are primarily the general fund and the food service fund (a nonmajor governmental fund).

B. Legal Debt Margin

The Ohio Revised Code provides that voted net general obligation debt of the District shall never exceed 9% of the total assessed valuation of the District. The code further provides that unvoted indebtedness shall not exceed 1/10 of 1% of the property valuation of the District. The code additionally states that unvoted indebtedness related to energy conservation debt shall not exceed 9/10 of 1% of the property valuation of the District. The assessed valuation used in determining the District's legal debt margin has been modified by House Bill 530 which became effective March 30, 2006. In accordance with House Bill 530, the assessed valuation used in the District's legal debt margin calculation excluded tangible personal property used in business, telephone or telegraph property, interexchange telecommunications company property, and personal property owned or leased by a railroad company and used in railroad operations. The effects of these debt limitations at June 30, 2011, are a voted debt margin of \$15,730,349 and an unvoted debt margin of \$174,782.

NOTE 11 - OTHER EMPLOYEE BENEFITS

A. Compensated Absences

The criteria for determining vacation and sick leave benefits are derived from negotiated agreements and state laws. Classified employees earn ten to twenty-one days of vacation per year, depending upon length of service. Accumulated unused vacation time is paid to classified employees upon termination of employment. Teachers do not earn vacation time.

Each employee earns sick leave at the rate of one and one-fourth days per month. Upon retirement, payment is made for thirty-three percent of the total sick leave accumulation, up to a maximum accumulation of seventy days for all employees. An employee receiving such payment must meet the retirement provisions set by STRS and SERS.

B. Insurance Benefits

The District provides life insurance and accidental death and dismemberment insurance in the amount of \$150,000 to the Superintendent, \$75,000 to the Principals and Treasurer and \$10,000 to \$20,000 to all other classified employees.

**MARGARETTA LOCAL SCHOOL DISTRICT
ERIE COUNTY, OHIO**

**NOTES TO THE BASIC FINANCIAL STATEMENTS
FOR THE FISCAL YEAR ENDED JUNE 30, 2011
(Continued)**

NOTE 12 - RISK MANAGEMENT

A. Comprehensive

The District is exposed to various risks of loss related to torts, theft of, damage to, and destruction of assets, errors and omissions, injuries to employees and natural disasters. During fiscal year 2011 the District has contracted with the Schools of Ohio Risk Sharing Authority (SORSA) to provide insurance coverage in the following amounts:

| <u>Limits of Coverage</u> | <u>Carrier</u> | <u>Coverage</u> | <u>Deductible</u> |
|---------------------------|-------------------|-------------------|-------------------|
| General liability: | | | |
| Each occurrence | Indiana Insurance | \$ 4,000,000 | \$ - |
| Aggregate | | 6,000,000 | - |
| Fleet: | | | |
| Comprehensive | Indiana Insurance | 4,000,000 | - |
| Collision | | Actual Cash Value | 1,000 |
| Umbrella liability | Indiana Insurance | 5,000,000 | - |
| Building and contents | Indiana Insurance | 44,967,376 | 500 |

Settled claims have not exceeded this commercial coverage in any of the past three years. There has been no significant reduction in coverage from the prior year.

B. Huron-Erie School Employees Insurance Association

The District has contracted with the Huron-Erie School Employees Insurance Association (Association) to provide medical/surgical, prescription drug and dental insurance benefits for its employees and their covered dependents. The Association is a shared risk pool comprised of 13 school districts that provide public education within Erie and Huron Counties. The Districts pay monthly contributions that are placed in a common fund from which eligible claims and expenses are paid for employees of participating school districts and their covered dependents. Claims are paid for all participants regardless of claims flow.

In the event of withdrawal, the District shall assume and be responsible for payment of all claims of its eligible employees, families, and dependents from the effective date of withdrawal, regardless of when such claims were incurred, processed, or presented to the Association, insurance provider, insurance consultant, or any other appropriate or authorized person or representative; provided further, any such claims, which are paid after the effective date of withdrawal by the Association insurance provider or insurance consultant, or charged to such parties, shall be reimbursed in full by any withdrawing member upon demand of the Association.

Post employment health care is provided to plan participants or their beneficiaries through the respective retirement systems discussed in Note 14. As such, no funding provisions are required by the District.

**MARGARETTA LOCAL SCHOOL DISTRICT
ERIE COUNTY, OHIO**

**NOTES TO THE BASIC FINANCIAL STATEMENTS
FOR THE FISCAL YEAR ENDED JUNE 30, 2011
(Continued)**

NOTE 12 - RISK MANAGEMENT (Continued)

C. OSBA Workers' Compensation Group Rating Plan

For fiscal year 2011, the District participated in the Ohio School Boards Association Workers' Compensation Group Rating Plan (the "Plan"), an insurance purchasing pool (Note 2.A.). The intent of the Plan is to achieve the benefit of a reduced premium for the District by virtue of its grouping and representation with other participants in the Plan. The workers' compensation experience of the participating school districts is calculated as one experience and a common premium rate is applied to all school districts in the Plan. Each participant pays its workers' compensation premium to the state based on the rate for the Plan rather than its individual rate. Total savings are then calculated and each participant's individual performance is compared to the overall savings percentage of the Plan.

A participant will then either receive money from or be required to contribute to the "Equity Pooling Fund". This "equity pooling" arrangement insures that each participant shares equally in the overall performance of the Plan. Participation in the Plan is limited to school districts that can meet the Plan's selection criteria. The firm of CompManagement provides administrative, cost control and actuarial services to the Plan.

NOTE 13 - PENSION PLANS

A. School Employees Retirement System

Plan Description - The District contributes to the School Employees Retirement System (SERS), a cost-sharing, multiple-employer defined benefit pension plan. SERS provides retirement, disability, survivor benefits, annual cost-of-living adjustments, and death benefits to plan members and beneficiaries. Authority to establish and amend benefits is provided by

Chapter 3309 of the Ohio Revised Code. SERS issues a publicly available, stand-alone financial report that includes financial statements and required supplementary information. That report may be obtained by writing to the School Employees Retirement System, 300 East Broad Street, Suite 100, Columbus, Ohio 43215-3746. It is also posted on the SERS' Ohio website, www.ohsers.org, under "Media/Financial Reports".

Funding Policy - Plan members are required to contribute 10 percent of their annual covered salary and the District is required to contribute at an actuarially determined rate. The current District rate is 14 percent of annual covered payroll. A portion of the District's contribution is used to fund pension obligations with the remainder being used to fund health care benefits. For fiscal year 2011, 11.77 percent and 0.04 percent of annual covered salary was the portion used to fund pension obligations and death benefits, respectively. The contribution requirements of plan members and employers are established and may be amended by the SERS' Retirement Board up to a statutory maximum amount of 10 percent for plan members and 14 percent for employers. Chapter 3309 of the Ohio Revised Code provides statutory authority for member and employer contributions. The District's required contributions for pension obligations and death benefits to SERS for the fiscal years ended June 30, 2011, 2010 and 2009 were \$228,855, \$246,783 and \$182,680, respectively; 48.47 percent has been contributed for fiscal year 2011 and 100 percent for fiscal years 2010 and 2009.

**MARGARETTA LOCAL SCHOOL DISTRICT
ERIE COUNTY, OHIO**

**NOTES TO THE BASIC FINANCIAL STATEMENTS
FOR THE FISCAL YEAR ENDED JUNE 30, 2011
(Continued)**

NOTE 13 - PENSION PLANS (Continued)

B. State Teachers Retirement System of Ohio

Plan Description - The District participates in the State Teachers Retirement System of Ohio (STRS Ohio), a cost-sharing, multiple-employer public employee retirement plan. STRS Ohio provides retirement and disability benefits to members and death and survivor benefits to beneficiaries. STRS Ohio issues a stand-alone financial report that may be obtained by writing to STRS Ohio, 275 E. Broad St., Columbus, OH 43215-3771, by calling (888) 227-7877, or by visiting the STRS Ohio website at www.strsoh.org, under "Publications".

New members have a choice of three retirement plans, a Defined Benefit (DB) Plan, a Defined Contribution (DC) Plan and a Combined Plan. The DB plan offers an annual retirement allowance based on final average salary times a percentage that varies based on years of service, or an allowance based on a member's lifetime contributions and earned interest matched by STRS Ohio funds divided by an actuarially determined annuity factor. The DC Plan allows members to place all their member contributions and employer contributions equal to 10.5 percent of earned compensation into an investment account. Investment decisions are made by the member. A member is eligible to receive a retirement benefit at age 50 and termination of employment. The member may elect to receive a lifetime monthly annuity or a lump sum withdrawal. The Combined Plan offers features of both the DC Plan and the DB Plan. In the Combined Plan, member contributions are invested by the member, and employer contributions are used to fund the defined benefit payment at a reduced level from the regular DB Plan. The DB portion of the Combined Plan payment is payable to a member on or after age 60; the DC portion of the account may be taken as a lump sum or converted to a lifetime monthly annuity at age 50. Benefits are established by Chapter 3307 of the Ohio Revised Code.

A DB or Combined Plan member with five or more years credited service who becomes disabled may qualify for a disability benefit. Eligible spouses and dependents of these active members who die before retirement may qualify for survivor benefits. Members in the DC Plan who become disabled are entitled only to their account balance. If a member of the DC Plan dies before retirement benefits begin, the member's designated beneficiary is entitled to receive the member's account balance.

Funding Policy - For fiscal year 2011, plan members were required to contribute 10 percent of their annual covered salaries. The District was required to contribute 14 percent; 13 percent was the portion used to fund pension obligations. Contribution rates are established by the State Teachers Retirement Board, upon recommendations of its consulting actuary, not to exceed statutory maximum rates of 10 percent for members and 14 percent for employers. Chapter 3307 of the Ohio Revised Code provides statutory authority for member and employer contributions.

The District's required contributions for pension obligations to STRS Ohio for the fiscal years ended June 30, 2011, 2010 and 2009 were \$709,031, \$706,687 and \$773,787, respectively; 83.59 percent has been contributed for fiscal year 2011 and 100 percent for fiscal years 2010 and 2009. Contributions to the DC and Combined Plans for fiscal year 2011 were \$594 made by the District and \$424 made by the plan members.

**MARGARETTA LOCAL SCHOOL DISTRICT
ERIE COUNTY, OHIO**

**NOTES TO THE BASIC FINANCIAL STATEMENTS
FOR THE FISCAL YEAR ENDED JUNE 30, 2011
(Continued)**

NOTE 13 - PENSION PLANS (Continued)

C. Social Security System

Effective July 1, 1991, all employees not otherwise covered by the SERS/STRS Ohio have an option to choose Social Security or the SERS/STRS Ohio. As of June 30, 2011, certain members of the Board of Education have elected Social Security. The District's liability is 6.2 percent of wages paid.

NOTE 14 - POSTEMPLOYMENT BENEFITS

A. School Employees Retirement System

Plan Description - The District participates in two cost-sharing, multiple employer postemployment benefit plans administered by the School Employees Retirement System (SERS) for non-certificated retirees and their beneficiaries, a Health Care Plan and a Medicare Part B Plan. The Health Care Plan includes hospitalization and physicians' fees through several types of plans including HMO's, PPO's, Medicare Advantage, and traditional indemnity plans. A prescription drug program is also available to those who elect health coverage. SERS employs two third-party administrators and a pharmacy benefit manager to manage the self-insurance and prescription drug plans, respectively. The Medicare Part B Plan reimburses Medicare Part B premiums paid by eligible retirees and beneficiaries as set forth in Chapter 3309.69 of the Ohio Revised Code. Qualified benefit recipients who pay Medicare Part B premiums may apply for and receive a monthly reimbursement from SERS. The reimbursement amount is limited by statute to the lesser of the January 1, 1999 Medicare Part B premium or the current premium. The Medicare Part B premium for calendar year 2011 was \$96.40 and SERS' reimbursement to retirees was \$45.50. Benefit provisions and the obligations to contribute are established by the System based on authority granted by State statute. The financial reports of both Plans are included in the SERS Comprehensive Annual Financial Report which is available by contacting SERS at 300 East Broad St., Suite 100, Columbus, Ohio 43215-3746. It is also posted on the SERS' Ohio website, www.ohsers.org, under "Media/Financial Reports".

Funding Policy - State statute permits SERS to fund the health care benefits through employer contributions. Each year, after the allocation for statutorily required benefits, the Retirement Board allocates the remainder of the employer contribution of 14 percent of covered payroll to the Health Care Fund. The Health Care Fund was established and is administered in accordance with Internal Revenue Code Section 105(e). For 2011, 1.43 percent of covered payroll was allocated to health care. An additional health care surcharge on employers is collected for employees earning less than an actuarially determined minimum compensation amount, pro-rated according to service credit earned. Statutes provide that no employer shall pay a health care surcharge greater than 2.0 percent of that employer's SERS-covered payroll; nor may SERS collect in aggregate more than 1.5 percent of the statewide SERS-covered payroll for the health care surcharge. For fiscal year 2011, the actuarially determined amount was \$35,800.

Active members do not contribute to the postemployment benefit plans. The Retirement Board establishes the rules for the premiums paid by the retirees for health care coverage for themselves and their dependents or for their surviving beneficiaries. Premiums vary depending on the plan selected, qualified years of service, Medicare eligibility and retirement status.

**MARGARETTA LOCAL SCHOOL DISTRICT
ERIE COUNTY, OHIO**

**NOTES TO THE BASIC FINANCIAL STATEMENTS
FOR THE FISCAL YEAR ENDED JUNE 30, 2011
(Continued)**

NOTE 14 - POSTEMPLOYMENT BENEFITS (Continued)

The District's contributions for health care (including surcharge) for the fiscal years ended June 30, 2011, 2010 and 2009 were \$57,550, \$40,077 and \$116,616, respectively; 48.47 percent has been contributed for fiscal year 2011 and 100 percent for fiscal years 2010 and 2009.

The Retirement Board, acting with advice of the actuary, allocates a portion of the employer contribution to the Medicare B Fund. For fiscal year 2011, this actuarially required allocation was 0.76 percent of covered payroll. The District's contributions for Medicare Part B for the fiscal years ended June 30, 2011, 2010, and 2009 were \$14,727, \$14,676 and \$15,073, respectively; 48.47 percent has been contributed for fiscal year 2011 and 100 percent for fiscal years 2010 and 2009.

B. State Teachers Retirement System of Ohio

Plan Description - The District contributes to the cost sharing, multiple employer defined benefit Health Plan (the "Plan") administered by the State Teachers Retirement System of Ohio (STRS Ohio) for eligible retirees who participated in the defined benefit or combined pension plans offered by STRS Ohio. Benefits include hospitalization, physicians' fees, prescription drugs and reimbursement of monthly Medicare Part B premiums. The Plan is included in the report of STRS Ohio which may be obtained by visiting www.strsoh.org, under "Publications" or by calling (888) 227-7877.

Funding Policy - Ohio law authorizes STRS Ohio to offer the Plan and gives the Retirement Board authority over how much, if any, of the health care costs will be absorbed by STRS Ohio. Active employee members do not contribute to the Plan. All benefit recipients pay a monthly premium. Under Ohio law, funding for post-employment health care may be deducted from employer contributions. For 2011, STRS Ohio allocated employer contributions equal to 1 percent of covered payroll to the Health Care Stabilization Fund. The District's contributions for health care for the fiscal years ended June 30, 2011, 2010 and 2009 were \$54,541, \$54,361 and \$59,522, respectively; 83.59 percent has been contributed for fiscal year 2011 and 100 percent for fiscal years 2010 and 2009.

NOTE 15 - BUDGETARY BASIS OF ACCOUNTING

While reporting financial position, results of operations, and changes in fund balance on the basis of generally accepted accounting principles (GAAP), the budgetary basis as provided by law is based upon accounting for certain transactions on a basis of cash receipts and disbursements.

The statement of revenue, expenditures and changes in fund balance - budget and actual (non-GAAP budgetary basis) presented for the general fund is presented on the budgetary basis to provide a meaningful comparison of actual results with the budget. The major differences between the budget basis and the GAAP basis are that:

- (a) Revenues and other financing sources are recorded when received in cash (budget basis) as opposed to when susceptible to accrual (GAAP basis);
- (b) Expenditures and other financing uses are recorded when paid in cash (budget basis) as opposed to when the liability is incurred (GAAP basis);

**MARGARETTA LOCAL SCHOOL DISTRICT
ERIE COUNTY, OHIO**

**NOTES TO THE BASIC FINANCIAL STATEMENTS
FOR THE FISCAL YEAR ENDED JUNE 30, 2011
(Continued)**

NOTE 15 - BUDGETARY BASIS OF ACCOUNTING (Continued)

- (c) In order to determine compliance with Ohio law, and to reserve that portion of the applicable appropriation, total outstanding encumbrances (budget basis) are recorded as the equivalent of an expenditure, as opposed to assigned or committed fund balance for that portion of outstanding encumbrances not already recognized as an account payable (GAAP basis); and,
- (d) Some funds are included in the general fund (GAAP basis), but have separate legally adopted budgets (budget basis).

The adjustments necessary to convert the results of operations for the year on the budget basis to the GAAP basis for the general fund is as follows:

Net Change in Fund Balance

| | <u>General fund</u> |
|---|---------------------|
| Budget basis | \$ 167,074 |
| Net adjustment for revenue accruals | 261,189 |
| Net adjustment for expenditure accruals | 203,694 |
| Net adjustment for other sources/uses | (50,000) |
| Funds budgeted elsewhere | 14,928 |
| Adjustment for encumbrances | 114,967 |
| GAAP basis | \$ 711,852 |

Certain funds that are legally budgeted in separate special revenue funds are considered part of the general fund on a GAAP basis. This includes the public school support fund.

NOTE 16 - CONTINGENCIES

A. Grants

The District receives significant financial assistance from numerous federal, State and local agencies in the form of grants. The disbursement of funds received under these programs generally requires compliance with terms and conditions specified in the grant agreements and are subject to audit by the grantor agencies. Any disallowed claims resulting from such audits could become a liability of the District. However, in the opinion of management, any such disallowed claims will not have a material effect on the financial position of the District.

B. Litigation

The District is not party to legal proceedings which, in the opinion of District management, will have a material effect, if any, on the financial condition of the District.

**MARGARETTA LOCAL SCHOOL DISTRICT
ERIE COUNTY, OHIO**

**NOTES TO THE BASIC FINANCIAL STATEMENTS
FOR THE FISCAL YEAR ENDED JUNE 30, 2011
(Continued)**

NOTE 17 - SET-ASIDES

The District is required by State statute to annually set-aside in the general fund an amount based on a statutory formula for the purchase of textbooks and other instructional materials and an equal amount for the acquisition and construction of capital improvements. Amounts not spent by the end of the fiscal year or offset by similarly restricted resources received during the year must be held in cash at fiscal year-end. These amounts must be carried forward to be used for the same purposes in future years.

The following cash basis information describes the change in the fiscal year-end set-aside amounts for textbooks and capital improvements. Disclosure of this information is required by State statute.

| | <u>Textbooks</u> | <u>Capital Improvements</u> |
|---|-----------------------|---------------------------------|
| Set-aside balance June 30, 2010 | \$ - | \$ - |
| Current year set-aside requirement | 195,825 | 195,825 |
| Contributions in excess of the current fiscal year set-aside requirement | - | - |
| Current year qualifying expenditures | (162,285) | (78,297) |
| Excess qualified expenditures from prior years | (1,604,097) | - |
| Current year offsets | - | (225,986) |
| Waiver granted by ODE | - | - |
| Prior year offset from bond proceeds | - | - |
| Total | <u>\$ (1,570,557)</u> | <u>\$ (108,458)</u> |
| Balance carried forward to fiscal year 2012 | <u>\$ -</u> | <u>\$ -</u> |
| Set-aside balance June 30, 2011 | <u>\$ -</u> | <u>\$ -</u> |

The District had qualifying disbursements and offsets during the fiscal year that reduced the textbook set-aside amount to below zero. Effective July 1, 2011, the textbook set-aside is no longer required and has been removed from existing law. This negative balance is therefore not being presented as being carried forward to the future fiscal year. Although the District had qualifying disbursements and offsets during the fiscal year that reduced the set-aside amount to below zero for the capital improvements set-aside, this amount may not be used to reduce the set-aside requirement for future fiscal years. The negative balance is therefore not presented as being carried forward to future fiscal years.

MARGARETTA LOCAL SCHOOL DISTRICT
ERIE COUNTY, OHIO

NOTES TO THE BASIC FINANCIAL STATEMENTS
FOR THE FISCAL YEAR ENDED JUNE 30, 2011
(Continued)

NOTE 18 - OTHER COMMITMENTS

The District utilizes encumbrance accounting as part of its budgetary controls. Encumbrances outstanding at year end may be reported as part of restricted, committed, or assigned classifications of fund balance. At year end, the District's commitments for encumbrances in the governmental funds were as follows:

| | Year-End |
|-----------------------------|---------------------|
| <u>Fund</u> | <u>Encumbrances</u> |
| General | \$ 73,822 |
| Nonmajor governmental funds | <u>3,735</u> |
| | |
| Total | <u>\$ 77,557</u> |

This page intentionally left blank.

**MAGARETTA LOCAL SCHOOL DISTRICT
ERIE COUNTY**

**SCHEDULE OF FEDERAL AWARDS RECEIPTS AND EXPENDITURES
FOR THE FISCAL YEAR ENDED JUNE 30, 2011**

| FEDERAL GRANTOR <i>Pass Through Grantor</i> Program Title | Federal CFDA Number | Receipts | Disbursements |
|---|------------------------------------|----------------------------|----------------------------|
| UNITED STATES DEPARTMENT OF AGRICULTURE | | | |
| <i>Passed through the Ohio Department of Education</i> | | | |
| <u>Child Nutrition Cluster:</u> | | | |
| School Breakfast Program | 10.553 | \$ 28,286 | \$ 28,286 |
| National School Lunch Program | | | |
| Non-Cash Assistance (Food Distribution) | 10.555 | 69,913 | 69,913 |
| Cash Assistance | 10.555 | 169,281 | 169,281 |
| Total - National School Lunch Program | | <u>239,194</u> | <u>239,194</u> |
| Total United States Department of Agriculture | | <u>267,480</u> | <u>267,480</u> |
| UNITED STATES DEPARTMENT OF EDUCATION | | | |
| <i>Passed through the Ohio Department of Education</i> | | | |
| <u>Special Education Cluster (IDEA):</u> | | | |
| Special Education - Grants to States (IDEA, Part B) | 84.027 | 317,396 | 221,076 |
| ARRA - Special Education - Grants to States (IDEA, Part B) | 84.391 | 173,177 | 129,485 |
| Special Education - Preschool Grants (IDEA Preschool) | 84.173 | 11,705 | 13,159 |
| ARRA - Special Education - Preschool Grants (IDEA Preschool) | 84.392 | 2,765 | 2,424 |
| Total - Special Education Cluster (IDEA) | | <u>505,043</u> | <u>366,144</u> |
| <u>Title I, Part A Cluster:</u> | | | |
| Title I Grants to Local Educational Agencies (Title I, Part A of the ESEA) | 84.010 | 147,270 | 112,714 |
| ARRA - Title I Grants to Local Educational Agencies, Recovery Act | 84.389 | 25,451 | 25,667 |
| Total - Title I, Part A Cluster | | <u>172,721</u> | <u>138,381</u> |
| Safe and Drug Free Schools and Communities - State Grants | 84.186 | 2,120 | 259 |
| Education Technology State Grants | 84.318 | 2,079 | 871 |
| Improving Teacher Quality State Grants | 84.367 | 67,787 | 48,371 |
| ARRA - State Fiscal Stabilization Fund - Education State Fund | 84.394 | 331,286 | 274,055 |
| ARRA - Race to the Top | 84.395 | | 2,393 |
| Education Jobs Fund | 84.410 | 52,720 | 97,869 |
| Total United States Department of Education | | <u>1,133,756</u> | <u>928,343</u> |
| TOTAL FEDERAL FINANCIAL ASSISTANCE | | <u>\$ 1,401,236</u> | <u>\$ 1,195,823</u> |

THE ACCOMPANYING NOTES ARE AN INTEGRAL PART OF THIS SCHEDULE.

**MARGARETTA LOCAL SCHOOL DISTRICT
ERIE COUNTY**

**NOTES TO THE SCHEDULE OF FEDERAL AWARDS RECEIPTS AND EXPENDITURES
FOR THE FISCAL YEAR ENDED JUNE 30, 2011**

NOTE A - SIGNIFICANT ACCOUNTING POLICIES

The accompanying Schedule of Federal Awards Receipts and Expenditures (the Schedule) reports the Margarett Local School District's (the District's) Federal award programs' receipts and disbursements. The Schedule has been prepared on the cash basis of accounting.

NOTE B - CHILD NUTRITION CLUSTER

The District commingles cash receipts from the U.S. Department of Agriculture with similar State grants. When reporting expenditures on this Schedule, the District assumes it expends Federal monies first.

NOTE C - FOOD DONATION PROGRAM

The District reports commodities consumed on the Schedule at fair value. The District allocated donated food commodities to the program that benefitted from the use of those donated food commodities.

NOTE D - MATCHING REQUIREMENTS

Certain Federal programs require the District to contribute non-Federal funds (matching funds) to support the Federally-funded programs. The District has met its matching requirements. The Schedule does not include the expenditure of non-Federal matching funds.



Dave Yost • Auditor of State

INDEPENDENT ACCOUNTANTS' REPORT ON INTERNAL CONTROL OVER FINANCIAL REPORTING AND ON COMPLIANCE AND OTHER MATTERS REQUIRED BY *GOVERNMENT AUDITING STANDARDS*

Margaretta Local School District
Erie County
305 South Washington Street
Castalia, Ohio 44824-9263

To the Board of Education:

We have audited the financial statements of the governmental activities, the major fund, and the aggregate remaining fund information of the Margaretta Local School District, Erie County, Ohio (the District), as of and for the year ended June 30, 2011, which collectively comprise the District's basic financial statements and have issued our report thereon dated March 21, 2012, wherein we noted the District adopted Government Accounting Standards Board Statement 54. We conducted our audit in accordance with auditing standards generally accepted in the United States of America and the standards applicable to financial audits contained in the Comptroller General of the United States' *Government Auditing Standards*.

Internal Control Over Financial Reporting

In planning and performing our audit, we considered the District's internal control over financial reporting as a basis for designing our audit procedures for the purpose of expressing our opinions on the financial statements, but not for the purpose of opining on the effectiveness of the District's internal control over financial reporting. Accordingly, we have not opined on the effectiveness of the District's internal control over financial reporting.

A *deficiency in internal control* exists when the design or operation of a control does not allow management or employees, when performing their assigned functions, to prevent, or detect and timely correct misstatements. A *material weakness* is a deficiency, or combination of internal control deficiencies resulting in more than a reasonable possibility that a material misstatement of the District's financial statements will not be prevented, or detected and timely corrected.

Our consideration of internal control over financial reporting was for the limited purpose described in the first paragraph of this section and was not designed to identify all deficiencies in internal control over financial reporting that might be deficiencies, significant deficiencies or material weaknesses. We did not identify any deficiencies in internal control over financial reporting that we consider material weaknesses, as defined above.

Compliance and Other Matters

As part of reasonably assuring whether the District's financial statements are free of material misstatement, we tested its compliance with certain provisions of laws, regulations, contracts, and grant agreements, noncompliance with which could directly and materially affect the determination of financial statement amounts. However, providing an opinion on compliance with those provisions was not an objective of our audit and accordingly, we do not express an opinion. The results of our tests disclosed no instances of noncompliance or other matters we must report under *Government Auditing Standards*.

We did note certain matters not requiring inclusion in this report that we reported to the District's management in a separate letter dated March 21, 2012.

We intend this report solely for the information and use of management, the Board of Education, federal awarding agencies and pass-through entities, and others within the District. We intend it for no one other than these specified parties.

A handwritten signature in black ink that reads "Dave Yost". The signature is written in a cursive style with a large, looping "D" and "Y".

Dave Yost
Auditor of State

March 21, 2012



Dave Yost • Auditor of State

INDEPENDENT ACCOUNTANTS' REPORT ON COMPLIANCE WITH REQUIREMENTS APPLICABLE TO EACH MAJOR FEDERAL PROGRAM AND ON INTERNAL CONTROL OVER COMPLIANCE REQUIRED BY OMB CIRCULAR A-133

Margaretta Local School District
Erie County
305 South Washington Street
Castalia, Ohio 44824-9263

To the Board of Education:

Compliance

We have audited the compliance of the Margaretta Local School District, Erie County, Ohio (the District), with the types of compliance requirements described in the U.S. Office of Management and Budget (OMB) *Circular A-133, Compliance Supplement* that could directly and materially affect each of the District's major federal programs for the year ended June 30, 2011. The summary of auditor's results section of the accompanying schedule of findings identifies the District's major federal programs. The District's management is responsible for complying with the requirements of laws, regulations, contracts, and grants applicable to each major federal program. Our responsibility is to opine on the District's compliance based on our audit.

Our compliance audit followed auditing standards generally accepted in the United States of America; the standards applicable to financial audits included in the Comptroller General of the United States' *Government Auditing Standards*; and OMB Circular A-133, *Audits of States, Local Governments, and Non-Profit Organizations*. These standards and OMB Circular A-133 require that we plan and perform the audit to reasonably assure whether noncompliance occurred with the compliance requirements referred to above that could directly and materially affect a major federal program. An audit includes examining, on a test basis, evidence about the District's compliance with these requirements and performing other procedures we considered necessary in the circumstances. We believe our audit provides a reasonable basis for our opinion. Our audit does not provide a legal determination on the District's compliance with these requirements.

In our opinion, the Margaretta Local School District, Erie County, Ohio, complied, in all material respects, with the requirements referred to above that could directly and materially affect each of its major federal programs for the year ended June 30, 2011.

Internal Control Over Compliance

The District's management is responsible for establishing and maintaining effective internal control over compliance with the requirements of laws, regulations, contracts, and grants applicable to federal programs. In planning and performing our audit, we considered the District's internal control over compliance with the requirements that could directly and materially affect a major federal program, to determine our auditing procedures for the purpose of expressing our opinion on compliance, and to test and report on internal control over compliance in accordance with OMB Circular A-133, but not for the purpose of opining on the effectiveness of internal control over compliance. Accordingly, we have not opined on the effectiveness of the District's internal control over compliance.

A deficiency in internal control over compliance exists when the design or operation of a control over compliance does not allow management or employees, when performing their assigned functions, to prevent, or to timely detect and correct, noncompliance with a federal program compliance requirement. A *material weakness in internal control over compliance* is a deficiency, or combination of deficiencies, in internal control over compliance, such that there is a reasonable possibility that material noncompliance with a federal program compliance requirement will not be prevented, or timely detected and corrected.

Our consideration of internal control over compliance was for the limited purpose described in the first paragraph of this section and was not designed to identify all deficiencies in internal control over compliance that might be deficiencies, significant deficiencies, or material weaknesses. We did not identify any deficiencies in internal control over compliance that we consider to be material weaknesses, as defined above. However, we identified a certain deficiency in internal control over compliance that we consider to be a significant deficiency, described in the accompanying schedule of findings as item 2011-001. A *significant deficiency in internal control over compliance* is a deficiency, or a combination of deficiencies, in internal control over compliance with a federal program compliance requirement that is less severe than a material weakness in internal control over compliance, yet important enough to merit attention by those charged with governance.

The District's response to the finding we identified is described in the accompanying schedule of findings. We did not audit the District's response and, accordingly, we express no opinion on it.

We intend this report solely for the information and use of management, the Board of Education, others within the District, federal awarding agencies, and pass-through entities. It is not intended for anyone other than these specified parties.



Dave Yost
Auditor of State

March 21, 2012

**MARGARETTA LOCAL SCHOOL DISTRICT
ERIE COUNTY**

**SCHEDULE OF FINDINGS
OMB CIRCULAR A -133 § .505
JUNE 30, 2011**

1. SUMMARY OF AUDITOR'S RESULTS

| | | |
|---------------------|---|---|
| <i>(d)(1)(i)</i> | Type of Financial Statement Opinion | Unqualified |
| <i>(d)(1)(ii)</i> | Were there any material control weaknesses reported at the financial statement level (GAGAS)? | No |
| <i>(d)(1)(ii)</i> | Were there any significant deficiencies in internal control reported at the financial statement level (GAGAS)? | No |
| <i>(d)(1)(iii)</i> | Was there any reported material noncompliance at the financial statement level (GAGAS)? | No |
| <i>(d)(1)(iv)</i> | Were there any material internal control weaknesses reported for major federal programs? | No |
| <i>(d)(1)(iv)</i> | Were there any significant deficiencies in internal control reported for major federal programs? | Yes |
| <i>(d)(1)(v)</i> | Type of Major Programs' Compliance Opinion | Unqualified |
| <i>(d)(1)(vi)</i> | Are there any reportable findings under § .510(a)? | No |
| <i>(d)(1)(vii)</i> | Major Programs (list): | Special Education Cluster CFDA #84.027, #84.391, #84.173, and #84.392 |
| <i>(d)(1)(viii)</i> | Dollar Threshold: Type A/B Programs | Type A: > \$ 300,000 Type B: all others |
| <i>(d)(1)(ix)</i> | Low Risk Auditee? | Yes |

**2. FINDINGS RELATED TO THE FINANCIAL STATEMENTS
REQUIRED TO BE REPORTED IN ACCORDANCE WITH GAGAS**

None

3. FINDINGS FOR FEDERAL AWARDS

FINDING NUMBER 2011-001

Significant Deficiency - Schedule of Federal Awards Receipts and Expenditures

Review of the Schedule of Federal Assistance prepared by the Treasurer noted the following deficiencies:

- The Schedule of Federal Assistance incorrectly omitted \$267,480 in Child Nutrition Cluster receipts and disbursements, resulting in an understatement of revenues and disbursements.
- The Schedule of Federal Assistance incorrectly included General Fund Transfers In as Federal receipts in various funds, resulting in a \$168,913 overstatement of receipts.
- The Schedule of Federal Assistance incorrectly included General Fund monies as Federal expenditures in various funds, resulting in a \$208,500 overstatement of disbursements.
- The Schedule of Federal Assistance reported the incorrect amount of Safe and Drug Free Schools and Communities grant expenditures, resulting in a \$5,295 overstatement of disbursements.
- The Schedule of Federal Assistance included incomplete and incorrect Catalog of Federal Domestic Assistance (CFDA) numbers assigned to various awards.

Inaccurate completion of the federal schedule could lead to inaccurate reporting of Federal expenditures by the District, and possible loss of federal funding. Adjustments were made to the District's Schedule of Federal Awards Receipts and Expenditures for the errors noted above.

We recommend the Treasurer ensure the Schedule of Federal Assistance is completed with care and careful consideration. Knowledge of each program and its requirements should be understood by the Treasurer. Reporting requirements on the federal schedule can be accessed in Circular A-133 through the OMB.

We also recommend the Treasurer only include activity related to Federal grant receipts and disbursements, including Child Nutrition Non-Cash Assistance, on the District's Schedule of Federal Assistance.

Officials' Response:

In previous audits of the District the Treasurer has worked with the team performing the GAAP conversion to finalize the draft version of the federal schedule provided for audit. Due to delays in the approval of the District's eligibility period by their grantor agencies this caused some delays in the timing of the work with the conversion team in compiling the draft schedule for audit. The District believes these delays were not typical, and therefore does not anticipate similar issues arising in subsequent engagements. Additionally District staff will take additional steps to ensure work with the consultants is completed prior to the audit process in order to provide a suitable draft for audit.

**MARGARETTA LOCAL SCHOOL DISTRICT
ERIE COUNTY**

**CORRECTIVE ACTION PLAN
OMB CIRCULAR A -133 § .315 (c)
JUNE 30, 2011**

| Finding Number | Planned Corrective Action | Anticipated Completion Date | Responsible Contact Person |
|----------------|--|-----------------------------|---|
| 2011-001 | Federal Schedule to be prepared accurately prior to the submission Financial Statements to the Auditor of State. | 9/1/2012 | Jude Hammond, Treasurer/Julian and Grube, CPA |

This page intentionally left blank.



Dave Yost • Auditor of State

INDEPENDENT ACCOUNTANTS' REPORT ON APPLYING AGREED-UPON PROCEDURE

Margaretta Local School District
Erie County
305 South Washington Street
Castalia, Ohio 44824-9263

To the Board of Education:

Ohio Rev. Code, Section 117.53, states "the auditor of state shall identify whether the school district or community school has adopted an anti-harassment policy in accordance with Section 3313.666 of the Revised Code. This determination shall be recorded in the audit report. The auditor of state shall not prescribe the content or operation of any anti-harassment policy adopted by a school district or community school."

Accordingly, we have performed the procedure enumerated below, which was agreed to by the Board, solely to assist the Board in evaluating whether Margaretta Local School District (the District) has updated its anti-harassment policy in accordance with Ohio Rev. Code Section 3313.666. Management is responsible for complying with this requirement. This agreed-upon procedure engagement was conducted in accordance with attestation standards established by the American Institute of Certified Public Accountants. The sufficiency of this procedure is solely the responsibility of the Board. Consequently; we make no representation regarding the sufficiency of the procedure described below either for the purpose for which this report has been requested or for any other purpose.

We noted the District amended its anti-harassment policy at its meeting on August 17, 2010, to include violence within a dating relationship within its definition of harassment, intimidation or bullying.

We were not engaged to and did not conduct an examination, the objective of which would be the expression of an opinion on compliance with the anti-harassment policy. Accordingly, we do not express such an opinion. Had we performed additional procedures, other matters might have come to our attention that would have been reported to you.

This report is intended solely for the information and use of the Board of Education and is not intended to be and should not be used by anyone other than these specified parties.

A handwritten signature in black ink that reads "Dave Yost".

Dave Yost
Auditor of State

March 21, 2012

This page intentionally left blank.



Dave Yost • Auditor of State

MARGARETTA LOCAL SCHOOL DISTRICT

ERIE COUNTY

CLERK'S CERTIFICATION

This is a true and correct copy of the report which is required to be filed in the Office of the Auditor of State pursuant to Section 117.26, Revised Code, and which is filed in Columbus, Ohio.

Susan Babbitt

CLERK OF THE BUREAU

CERTIFIED
APRIL 10, 2012