



Dave Yost • Auditor of State

**LOGAN ELM LOCAL SCHOOL DISTRICT
PICKAWAY COUNTY
JUNE 30, 2017**

TABLE OF CONTENTS

TITLE	PAGE
Independent Auditor's Report	1
Prepared by Management:	
Management's Discussion and Analysis	5
Basic Financial Statements:	
Government-wide Financial Statements:	
Statement of Net Position	18
Statement of Activities.....	19
Fund Financial Statements:	
Balance Sheet	
Governmental Funds.....	20
Reconciliation of Total Governmental Fund Balances to Net Position of Governmental Activities	21
Statement of Revenues, Expenditures and Changes in Fund Balance Governmental Funds.....	22
Reconciliation of the Statement of Revenues, Expenditures and Changes in Fund Balances of Governmental Funds to the Statement of Activities.....	23
Statement of Revenues, Expenditures and Changes in Fund Balance - Budget (Non-GAAP Basis) and Actual General Fund.....	24
Statement of Fiduciary Net Position - Fiduciary Funds	25
Statement of Changes in Fiduciary Net Position - Fiduciary Funds	26
Notes to the Basic Financial Statements.....	27

**LOGAN ELM LOCAL SCHOOL DISTRICT
PICKAWAY COUNTY
JUNE 30, 2017**

**TABLE OF CONTENTS
(Continued)**

TITLE	PAGE
Required Supplementary Information:	
Schedule of the District's Proportionate Share of the Net Pension Liability:	
School Employees Retirement System (SERS) of Ohio.....	64
State Teachers Retirement System (STRS) of Ohio	65
Schedule of District Contributions:	
School Employees Retirement System (SERS) of Ohio.....	66
State Teachers Retirement System (STRS) of Ohio	68
Notes to Required Supplementary Information	70
Schedule of Expenditures of Federal Awards	71
Notes to the Schedule of Expenditures of Federal Awards.....	72
Independent Auditor's Report on Internal Control Over Financial Reporting and on Compliance and Other Matters Required by <i>Government Auditing Standards</i>	73
Independent Auditor's Report on Compliance with Requirements Applicable to the Major Federal Program and on Internal Control Over Compliance Required by the Uniform Guidance.....	75
Schedule of Findings.....	77



Dave Yost • Auditor of State

INDEPENDENT AUDITOR'S REPORT

Logan Elm Local School District
Pickaway County
9579 Tarlton Road
Circleville, Ohio 43113

To the Board of Education:

Report on the Financial Statements

We have audited the accompanying financial statements of the governmental activities, each major fund, and the aggregate remaining fund information of Logan Elm Local School District, Pickaway County, Ohio (the District), as of and for the year ended June 30, 2017, and the related notes to the financial statements, which collectively comprise the District's basic financial statements as listed in the table of contents.

Management's Responsibility for the Financial Statements

Management is responsible for preparing and fairly presenting these financial statements in accordance with accounting principles generally accepted in the United States of America; this includes designing, implementing, and maintaining internal control relevant to preparing and fairly presenting financial statements that are free from material misstatement, whether due to fraud or error.

Auditor's Responsibility

Our responsibility is to opine on these financial statements based on our audit. We audited in accordance with auditing standards generally accepted in the United States of America and the financial audit standards in the Comptroller General of the United States' *Government Auditing Standards*. Those standards require us to plan and perform the audit to reasonably assure the financial statements are free from material misstatement.

An audit requires obtaining evidence about financial statement amounts and disclosures. The procedures selected depend on our judgment, including assessing the risks of material financial statement misstatement, whether due to fraud or error. In assessing those risks, we consider internal control relevant to the Districts preparation and fair presentation of the financial statements in order to design audit procedures that are appropriate in the circumstances, but not to the extent needed to opine on the effectiveness of the District's internal control. Accordingly, we express no such opinion. An audit also includes evaluating the appropriateness of management's accounting policies and the reasonableness of their significant accounting estimates, as well as our evaluation of the overall financial statement presentation.

We believe the audit evidence we obtained is sufficient and appropriate to support our audit opinions.

Opinion

In our opinion, the financial statements referred to above present fairly, in all material respects, the respective financial position of the governmental activities, each major fund, and the aggregate remaining fund information of the Logan Elm Local School District, Pickaway County, Ohio as of June 30, 2017 and the respective changes in financial position and the respective budgetary comparison for the General Fund thereof for the year then ended in accordance with the accounting principles generally accepted in the United States of America.

Other Matters

Required Supplementary Information

Accounting principles generally accepted in the United States of America require this presentation to include *management's discussion and analysis*, and schedules of net pension liabilities and pension contributions listed in the table of contents, to supplement the basic financial statements. Although this information is not part of the basic financial statements, the Governmental Accounting Standards Board considers it essential for placing the basic financial statements in an appropriate operational, economic, or historical context. We applied certain limited procedures to the required supplementary information in accordance with auditing standards generally accepted in the United States of America, consisting of inquiries of management about the methods of preparing the information and comparing the information for consistency with management's responses to our inquiries, to the basic financial statements, and other knowledge we obtained during our audit of the basic financial statements. We do not opine or provide any assurance on the information because the limited procedures do not provide us with sufficient evidence to opine or provide any other assurance.

Supplementary and Other Information

Our audit was conducted to opine on the District's basic financial statements taken as a whole.

The Schedule of Expenditures of Federal Awards presents additional analysis as required by Title 2 U.S. Code of Federal Regulations (CFR) Part 200, Uniform Administrative Requirements, Cost Principles, and Audit Requirements for Federal Awards and is not a required part of the financial statements.

This statement is management's responsibility, and derives from and relates directly to the underlying accounting and other records used to prepare the basic financial statements. We subjected this information to the auditing procedures we applied to the basic financial statements. We also applied certain additional procedures, including comparing and reconciling this information directly to the underlying accounting and other records used to prepare the basic financial statements or to the basic financial statements themselves in accordance with auditing standards generally accepted in the United States of America. In our opinion, this information is fairly stated in all material respects in relation to the basic financial statements taken as a whole.

Other Reporting Required by Government Auditing Standards

In accordance with *Government Auditing Standards*, we have also issued our report dated January 29 2018 , on our consideration of the District's internal control over financial reporting and our tests of its compliance with certain provisions of laws, regulations, contracts and grant agreements and other matters. That report describes the scope of our internal control testing over financial reporting and compliance, and the results of that testing, and does not opine on internal control over financial reporting or on compliance. That report is an integral part of an audit performed in accordance with *Government Auditing Standards* in considering the District's internal control over financial reporting and compliance.

A handwritten signature in black ink that reads "Dave Yost". The signature is written in a cursive style with a large, looping "D" and "Y".

Dave Yost
Auditor of State
Columbus, Ohio

January 29, 2018

THIS PAGE INTENTIONALLY LEFT BLANK

**LOGAN ELM LOCAL SCHOOL DISTRICT
PICKAWAY COUNTY, OHIO**

**MANAGEMENT'S DISCUSSION AND ANALYSIS
FOR THE FISCAL YEAR ENDED JUNE 30, 2017
(UNAUDITED)**

The management's discussion and analysis of the Logan Elm Local School District's (the "District") financial performance provides an overall review of the District's financial activities for the fiscal year ended June 30, 2017. The intent of this discussion and analysis is to look at the District's financial performance as a whole; readers should also review the basic financial statements and the notes to the basic financial statements to enhance their understanding of the District's financial performance.

Financial Highlights

Key financial highlights for 2017 are as follows:

- In total, net position of governmental activities increased \$1,237,420, which represents a 12.34% increase from 2016.
- General revenues accounted for \$19,030,024 in revenue or 81.41% of all revenues. Program specific revenues in the form of charges for services and sales, grants and contributions accounted for \$4,345,209 or 18.59% of total revenues of \$23,375,233.
- The District had \$22,137,813 in expenses related to governmental activities; only \$4,345,209 of these expenses was offset by program specific charges for services, grants or contributions. General revenues supporting governmental activities (primarily taxes and unrestricted grants and entitlements) of \$19,030,024 were adequate to provide for these programs.
- The District's major governmental funds are the general fund and capital projects fund. The general fund had \$21,194,352 in revenues and \$20,128,004 in expenditures and other financing uses. During fiscal year 2017, the general fund's fund balance increased \$1,066,348 from a balance of \$10,737,561 to \$11,803,909.
- The District's other major governmental fund is the capital projects fund. The capital projects fund had \$1,021,667 in revenues and other financing sources and \$231,805 in expenditures. During fiscal year 2017, the capital projects fund's fund balance increased \$789,862 from a balance of \$1,897,795 to \$2,687,657.

Using these Basic Financial Statements

This annual report consists of a series of financial statements and notes to those statements. These statements are organized so the reader can understand the District as a financial whole, an entire operating entity. The statements then proceed to provide an increasingly detailed look at specific financial activities.

The statement of net position and statement of activities provide information about the activities of the whole District, presenting both an aggregate view of the District's finances and a longer-term view of those finances. Fund financial statements provide the next level of detail. For governmental funds, these statements tell how services were financed in the short-term as well as what remains for future spending. The fund financial statements also look at the District's most significant funds with all other nonmajor funds presented in total in one column. In the case of the District, the general fund and capital projects fund are by far the most significant funds, and the only governmental funds reported as major funds.

**LOGAN ELM LOCAL SCHOOL DISTRICT
PICKAWAY COUNTY, OHIO**

MANAGEMENT'S DISCUSSION AND ANALYSIS
FOR THE FISCAL YEAR ENDED JUNE 30, 2017
(UNAUDITED)

Reporting the District as a Whole

Statement of Net Position and the Statement of Activities

While this document contains the large number of funds used by the District to provide programs and activities, the view of the District as a whole looks at all financial transactions and asks the question, "How did the District perform financially during 2017?" The statement of net position and the statement of activities answer this question. These statements include all assets, deferred outflows of resources, liabilities, deferred inflows of resources, revenues and expenses using the accrual basis of accounting similar to the accounting used by most private-sector companies. This basis of accounting considers all of the current year's revenues and expenses regardless of when cash is received or paid.

These two statements report the District's net position and changes in net position. This change in net position is important because it tells the reader that, for the District as a whole, the financial position of the District has improved or diminished. The causes of this change may be the result of many factors, some financial, some not. Non-financial factors include the District's property tax base, current property tax laws in Ohio restricting revenue growth, facility conditions, required educational programs and other factors.

On the statement of net position and in the statement of activities, the governmental activities include the District's programs and services, including instruction, support services, operation and maintenance of plant, pupil transportation, extracurricular activities, and food service operations.

The District's statement of net position and statement of activities can be found on pages 15 and 16 of this report.

Reporting the District's Most Significant Funds

Fund Financial Statements

The analysis of the District's major governmental funds begins on page 11. Fund financial reports provide detailed information about the District's major and other governmental funds. The District uses many funds to account for a multitude of financial transactions; however, these fund financial statements focus on the District's most significant funds. The District's major governmental funds are the general fund and capital projects fund.

Governmental Funds

Most of the District's activities are reported in governmental funds, which focus on how money flows into and out of those funds and the balances left at year-end available for spending in future periods. These funds are reported using the modified accrual basis of accounting, which measures cash and all other financial assets that can readily be converted to cash. The governmental fund financial statements provide a detailed, short-term view of the District's general government operations and the basic services it provides. Governmental fund information helps to determine whether there are more or fewer financial resources that can be spent in the near future to finance educational programs. The relationship (or differences) between governmental activities (reported on the statement of net position and in the statement of activities) and governmental funds is reconciled in the basic financial statements. The basic governmental fund financial statements can be found on pages 17 through 21 of this report.

**LOGAN ELM LOCAL SCHOOL DISTRICT
PICKAWAY COUNTY, OHIO**

MANAGEMENT'S DISCUSSION AND ANALYSIS
FOR THE FISCAL YEAR ENDED JUNE 30, 2017
(UNAUDITED)

Reporting the District's Fiduciary Responsibilities

The District is the trustee, or fiduciary, for its scholarship programs. This activity is presented as a private-purpose trust fund. The District also acts in a trustee capacity as an agent for individuals or other entities. These activities are reported in an agency fund. All of the District's fiduciary activities are reported in separate statements of fiduciary net position and changes in fiduciary net position on pages 22 and 23. These activities are excluded from the District's other financial statements because the assets cannot be utilized by the District to finance its operations.

Notes to the Basic Financial Statements

The notes provide additional information that is essential to a full understanding of the data provided in the government-wide and fund financial statements. These notes to the basic financial statements can be found on pages 24 through 59 of this report.

Required Supplementary Information

In addition to the basic financial statements and accompanying notes, this report also presents certain required supplementary information concerning the District's net pension liability. The required supplementary information can be found on pages 60 through 66 of this report.

The District as a Whole

The table below provides a summary of the District's net position for 2017 and 2016.

THIS SECTION INTENTIONALLY LEFT BLANK

**LOGAN ELM LOCAL SCHOOL DISTRICT
PICKAWAY COUNTY, OHIO**

MANAGEMENT'S DISCUSSION AND ANALYSIS
FOR THE FISCAL YEAR ENDED JUNE 30, 2017
(UNAUDITED)

	Net Position	
	Governmental Activities <u>2017</u>	Governmental Activities <u>2016</u>
<u>Assets</u>		
Current and other assets	\$ 24,048,290	\$ 22,352,090
Capital assets, net	<u>3,364,876</u>	<u>3,267,499</u>
Total assets	<u>27,413,166</u>	<u>25,619,589</u>
<u>Deferred Outflows of Resources</u>		
Pension	<u>5,648,018</u>	<u>2,510,465</u>
Total deferred outflows of resources	<u>5,648,018</u>	<u>2,510,465</u>
<u>Liabilities</u>		
Current liabilities	2,194,646	2,123,282
Long-term liabilities:		
Due within one year	206,505	177,149
Due in more than one year:		
Net pension liability	31,393,917	25,967,096
Other amounts	<u>1,306,662</u>	<u>1,190,917</u>
Total liabilities	<u>35,101,730</u>	<u>29,458,444</u>
<u>Deferred Inflows of Resources</u>		
Property taxes levied for the next fiscal year	6,120,776	6,430,071
Pensions	<u>625,269</u>	<u>2,265,550</u>
Total deferred inflows of resources	<u>6,746,045</u>	<u>8,695,621</u>
<u>Net Position</u>		
Net investment in capital assets	3,265,465	3,140,319
Restricted	529,929	493,686
Unrestricted (deficit)	<u>(12,581,985)</u>	<u>(13,658,016)</u>
Total net position (deficit)	<u>\$ (8,786,591)</u>	<u>\$ (10,024,011)</u>

The District has adopted GASB Statement 68, "Accounting and Financial Reporting for Pensions—an Amendment of GASB Statement 27," which significantly revises accounting for pension costs and liabilities. For reasons discussed below, many end users of this financial statement will gain a clearer understanding of the District's actual financial condition by adding deferred inflows related to pension and the net pension liability to the reported net position and subtracting deferred outflows related to pension.

**LOGAN ELM LOCAL SCHOOL DISTRICT
PICKAWAY COUNTY, OHIO**

MANAGEMENT'S DISCUSSION AND ANALYSIS
FOR THE FISCAL YEAR ENDED JUNE 30, 2017
(UNAUDITED)

Governmental Accounting Standards Board standards are national and apply to all government financial reports prepared in accordance with generally accepted accounting principles. When accounting for pension costs, GASB 27 focused on a funding approach. This approach limited pension costs to contributions annually required by law, which may or may not be sufficient to fully fund each plan's *net pension liability*. GASB 68 takes an earnings approach to pension accounting; however, the nature of Ohio's statewide pension systems and state law governing those systems requires additional explanation in order to properly understand the information presented in these statements.

Under the standards required by GASB 68, the net pension liability equals the District's proportionate share of each plan's collective:

1. Present value of estimated future pension benefits attributable to active and inactive employees' past service
2. Minus plan assets available to pay these benefits

GASB notes that pension obligations, whether funded or unfunded, are part of the "employment exchange" – that is, the employee is trading his or her labor in exchange for wages, benefits, and the promise of a future pension. GASB noted that the unfunded portion of this pension promise is a present obligation of the government, part of a bargained-for benefit to the employee, and should accordingly be reported by the government as a liability since they received the benefit of the exchange. However, the District is not responsible for certain key factors affecting the balance of this liability. In Ohio, the employee shares the obligation of funding pension benefits with the employer. Both employer and employee contribution rates are capped by State statute. A change in these caps requires action of both Houses of the General Assembly and approval of the Governor. Benefit provisions are also determined by State statute. The employee enters the employment exchange with the knowledge that the employer's promise is limited not by contract but by law. The employer enters the exchange also knowing that there is a specific, legal limit to its contribution to the pension system. In Ohio, there is no legal means to enforce the unfunded liability of the pension system *as against the public employer*. State law operates to mitigate/lessen the moral obligation of the public employer to the employee, because all parties enter the employment exchange with notice as to the law. The pension system is responsible for the administration of the plan.

Most long-term liabilities have set repayment schedules or, in the case of compensated absences (i.e. sick and vacation leave), are satisfied through paid time-off or termination payments. There is no repayment schedule for the net pension liability. As explained above, changes in pension benefits, contribution rates, and return on investments affect the balance of the net pension liability, but are outside the control of the local government. In the event that contributions, investment returns, and other changes are insufficient to keep up with required pension payments, State statute does not assign/identify the responsible party for the unfunded portion. Due to the unique nature of how the net pension liability is satisfied, this liability is separately identified within the long-term liability section of the statement of net position.

In accordance with GASB 68, the District's statements prepared on an accrual basis of accounting include an annual pension expense for their proportionate share of each plan's *change* in net pension liability not accounted for as deferred inflows/outflows.

Over time, net position can serve as a useful indicator of a government's financial position. At June 30, 2017, the District's liabilities and deferred inflows of resources exceeded assets and deferred outflows of resources by \$8,786,591.

At year-end, capital assets represented 12.27% of total assets. Capital assets include land, construction in progress, land improvements, buildings and improvements, furniture and equipment and vehicles. Net investment in capital assets at June 30, 2017, was \$3,265,465. These capital assets are used to provide services to the students and are not available for future spending.

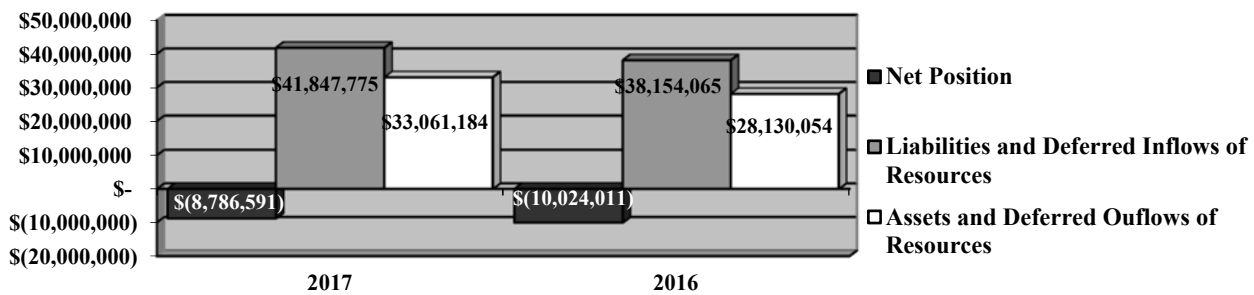
**LOGAN ELM LOCAL SCHOOL DISTRICT
PICKAWAY COUNTY, OHIO**

**MANAGEMENT'S DISCUSSION AND ANALYSIS
FOR THE FISCAL YEAR ENDED JUNE 30, 2017
(UNAUDITED)**

A portion of the District's net position at June 30, 2017, \$529,929, represents resources that are subject to external restriction on how they may be used. The remaining balance of unrestricted net position is (\$12,581,985).

The graph below illustrates the governmental activities' assets and deferred inflow of resources, liabilities and deferred inflows of resources, and net position as of June 30, 2017 and June 30, 2016.

Governmental Activities



Governmental Activities

Net position of the District's governmental activities increased \$1,237,420. Total governmental expenses of \$22,137,813 were offset by program revenues of \$4,345,209 and general revenues of \$19,030,024. Program revenues supported 19.63% of the total governmental expenses.

Total property tax revenues increased \$683,851, or 9.70%, due to fluctuations in advances available to finance each fiscal year. The total amount available for advance was \$1,211,058, \$729,229, and \$868,568 at June 30, 2017, 2016, and 2015, respectively.

Operating grants and contributions decreased slightly during 2017 as a result of decreases in state and federal grant funding.

The primary sources of revenue for governmental activities are derived from property taxes, income taxes, and unrestricted grants and entitlements. These revenue sources represent 81.03% of total governmental revenue. The largest expense of the District is for instructional programs. Instruction expenses totaled \$13,413,050 or 60.59% of total governmental expenses for fiscal year 2017.

The table below shows the change in net position for fiscal year 2017 and 2016.

**LOGAN ELM LOCAL SCHOOL DISTRICT
PICKAWAY COUNTY, OHIO**

MANAGEMENT'S DISCUSSION AND ANALYSIS
FOR THE FISCAL YEAR ENDED JUNE 30, 2017
(UNAUDITED)

Change in Net Position


	<u>Governmental Activities 2017</u>	<u>Governmental Activities 2016</u>
<u>Revenues</u>		
Program revenues:		
Charges for services and sales	\$ 1,942,693	\$ 1,488,547
Operating grants and contributions	2,380,849	2,444,045
Capital grants and contributions	21,667	25,000
General revenues:		
Property taxes	7,732,321	7,048,470
Income taxes	2,542,766	2,506,889
Grants and entitlements	8,665,129	8,959,796
Investment earnings	38,397	191,948
Other	<u>51,411</u>	<u>50,404</u>
Total revenues	<u>23,375,233</u>	<u>22,715,099</u>
Program expenses:		
Instruction:		
Regular	9,922,070	9,155,129
Special	3,260,167	2,870,677
Vocational	33,654	16,401
Other	197,159	179,612
Support services:		
Pupil	928,225	845,519
Instructional staff	267,571	242,495
Board of education	113,247	141,712
Administration	1,470,661	1,336,775
Fiscal	712,470	578,785
Business	811	-
Operations and maintenance	1,621,323	1,535,567
Pupil transportation	1,728,223	1,726,381
Central	447,041	189,775
Food service operations	785,629	732,800
Other non-instructional services	-	160,224
Interest and fiscal charges	6,692	6,781
Extracurricular activities	<u>642,870</u>	<u>607,774</u>
Total expenses	<u>22,137,813</u>	<u>20,326,407</u>
Change in net position	1,237,420	2,388,692
Net position (deficit) at beginning of year	<u>(10,024,011)</u>	<u>(12,412,703)</u>
Net position (deficit) at end of year	<u>\$ (8,786,591)</u>	<u>\$ (10,024,011)</u>

**LOGAN ELM LOCAL SCHOOL DISTRICT
PICKAWAY COUNTY, OHIO**

MANAGEMENT'S DISCUSSION AND ANALYSIS
FOR THE FISCAL YEAR ENDED JUNE 30, 2017
(UNAUDITED)

The graph below presents the District's governmental activities revenue and expenses for fiscal year 2017 and 2016.

Governmental Activities - Revenues and Expenses



The statement of activities shows the cost of program services and the charges for services and grants offsetting those services. The following table shows, for governmental activities, the total cost of services and the net cost of services. That is, it identifies the cost of these services supported by tax revenue and unrestricted State grants and entitlements.

	Governmental Activities			
	Total Cost of Services	Net Cost of Services	Total Cost of Services	Net Cost of Services
	2017	2017	2016	2016
Program expenses				
Instruction:				
Regular	\$ 9,922,070	\$ 8,423,611	\$ 9,155,129	\$ 8,075,119
Special	3,260,167	1,638,752	2,870,677	1,210,755
Vocational	33,654	9,007	16,401	11,891
Other	197,159	197,159	179,612	179,612
Support services:				
Pupil	928,225	914,774	845,519	845,519
Instructional staff	267,571	243,983	242,495	235,313
Board of education	113,247	113,247	141,712	123,505
Administration	1,470,661	1,458,476	1,336,775	1,328,667
Fiscal	712,470	709,773	578,785	578,785
Business	811	811	-	-
Operations and maintenance	1,621,323	1,594,442	1,535,567	1,530,353
Pupil transportation	1,728,223	1,667,479	1,726,381	1,664,728
Central	447,041	431,601	189,775	171,377
Food service operations	785,629	21,976	732,800	(20,799)
Other non-instructional services	-	-	160,224	152,602
Extracurricular activities	642,870	360,821	607,774	274,607
Interest and fiscal charges	6,692	6,692	6,781	6,781
Total expenses	<u>\$ 22,137,813</u>	<u>\$ 17,792,604</u>	<u>\$ 20,326,407</u>	<u>\$ 16,368,815</u>

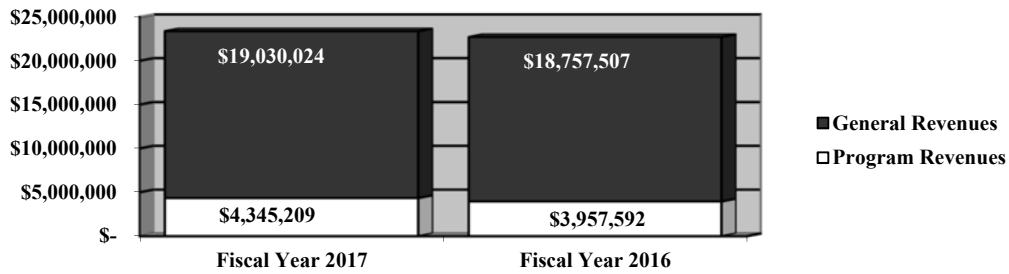
**LOGAN ELM LOCAL SCHOOL DISTRICT
PICKAWAY COUNTY, OHIO**

MANAGEMENT'S DISCUSSION AND ANALYSIS
FOR THE FISCAL YEAR ENDED JUNE 30, 2017
(UNAUDITED)

The dependence upon tax and other general revenues for governmental activities is apparent; 76.56% of instruction activities are supported through taxes and other general revenues. For all governmental activities, general revenue support is 80.37%. The District's taxpayers and unrestricted grants and entitlements, as a whole, are by far the primary support for District's students.

The graph below presents the District's governmental activities revenue for fiscal years 2017 and 2016.

Governmental Activities - General and Program Revenues



The District's Funds

The District's governmental funds, as presented on page 17, reported a combined fund balance of \$14,973,301, which is higher than last year's total of \$13,002,578. The schedule below indicates the fund balance at June 30, 2017 and June 30, 2016.

Funds	Fund Balance June 30, 2017	Fund Balance June 30, 2016	Change
General	\$ 11,803,909	\$ 10,737,561	\$ 1,066,348
Capital projects	2,687,657	1,897,795	789,862
Nonmajor governmental	481,735	367,222	114,513
Total	\$ 14,973,301	\$ 13,002,578	\$ 1,970,723

**LOGAN ELM LOCAL SCHOOL DISTRICT
PICKAWAY COUNTY, OHIO**

MANAGEMENT'S DISCUSSION AND ANALYSIS
FOR THE FISCAL YEAR ENDED JUNE 30, 2017
(UNAUDITED)

General Fund

The following table summarizes changes in general fund financial activity during 2017 and 2016.

	2017 Amount	2016 Amount	Increase (Decrease)	Percentage Change
<u>Revenues</u>				
Taxes	\$ 10,295,559	\$ 9,549,434	\$ 746,125	7.81 %
Tuition	1,187,371	790,508	396,863	50.20 %
Earnings on investments	36,823	183,695	(146,872)	(79.95) %
Intergovernmental	9,412,146	9,703,575	(291,429)	(3.00) %
Other revenues	<u>262,453</u>	<u>248,869</u>	<u>13,584</u>	5.46 %
Total	<u>\$ 21,194,352</u>	<u>\$ 20,476,081</u>	<u>\$ 718,271</u>	3.51 %
<u>Expenditures</u>				
Instruction	\$ 11,773,526	\$ 11,205,863	567,663	5.07 %
Support services	6,912,184	6,674,601	237,583	3.56 %
Other operation of non-instructional	-	7,204	(7,204)	(100.00) %
Extracurricular activities	382,833	331,653	51,180	15.43 %
Capital outlay	-	149,117	(149,117)	(100.00) %
Debt service	<u>34,461</u>	<u>28,718</u>	<u>5,743</u>	20.00 %
Total	<u>\$ 19,103,004</u>	<u>\$ 18,397,156</u>	<u>\$ 705,848</u>	3.84 %

The District's general fund balance increased \$1,066,348 during fiscal year 2017.

Tax revenues in the general fund increased \$746,125, or 7.81%, due to fluctuations in advances available to finance each fiscal year. The amount available as advance can fluctuate based on the timing of tax collections and the date at which tax bills are sent. Tuition revenues increased \$396,863 or 50.20% due an increase in open enrollment. Earnings on investments decreased \$146,872 during fiscal year 2017 due to a decrease in the fair value of investments.

Student instruction is the largest component of general fund expenditures, accounting for 61.63% of expenditures incurred during fiscal year 2017. These expenditures increased \$567,663 or 5.07% from fiscal year 2016.

Capital Projects Fund

The District's other major governmental fund is the capital projects fund. The capital projects fund had \$1,021,667 in revenues and other financing sources and \$231,805 in expenditures. During fiscal year 2017, the capital projects fund's fund balance increased \$789,862 from a balance of \$1,897,795 to \$2,687,657.

General Fund Budgeting Highlights

The District's budget is prepared according to Ohio law and is based on accounting for certain transactions on a basis of cash receipts, disbursements, and encumbrances. The most significant budgeted fund is the general fund.

For the general fund, final budgeted revenues and other financing sources were \$20,091,481, which matched exactly to the District's original budget. Actual revenues and other financing sources were \$20,644,779, which represented an increase of 2.755% more than the District's final budget.

**LOGAN ELM LOCAL SCHOOL DISTRICT
PICKAWAY COUNTY, OHIO**

MANAGEMENT'S DISCUSSION AND ANALYSIS
FOR THE FISCAL YEAR ENDED JUNE 30, 2017
(UNAUDITED)

General fund original appropriations and other financing uses of \$19,907,486 were increased by \$250,000 to \$20,157,486 in the final budget. The actual budget-basis expenditures and other financing uses for fiscal year 2017 totaled \$19,837,915, or \$319,571 less than the final budget's appropriated expenditures and other financing uses due to an increase in transfers out to the capital projects fund.

Capital Assets and Debt Administration

Capital Assets

At the end of fiscal year 2017, the District had \$3,364,876 invested in land, construction in progress land improvements, buildings and improvements, furniture and equipment, and vehicles. This entire amount is reported among the District's governmental activities.

The table below shows the balances of the District's capital assets at June 30, 2017 and June 30, 2016.

**Capital Assets at June 30
(Net of Depreciation)**

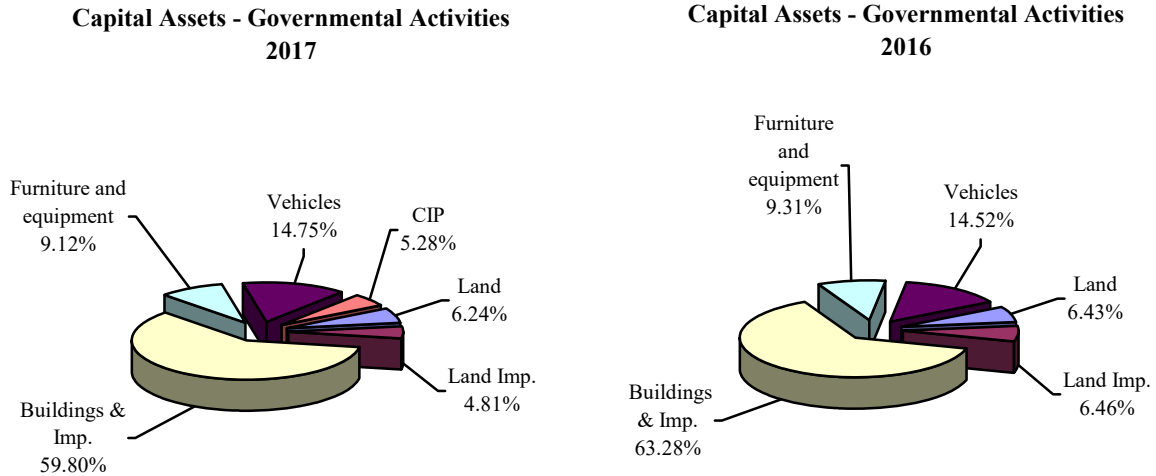
	Governmental Activities	
	June 30, 2017	June 30, 2016
Land	\$ 210,029	\$ 210,029
Construction in progress	177,789	-
Land improvements	161,784	210,922
Building and improvements	2,012,214	2,067,915
Furniture and equipment	306,851	304,208
Vehicles	496,209	474,425
Total	\$ 3,364,876	\$ 3,267,499

The overall increase in capital assets of \$97,377 is due to capital outlays of \$395,383 exceeding depreciation expense of \$298,006.

**LOGAN ELM LOCAL SCHOOL DISTRICT
PICKAWAY COUNTY, OHIO**

MANAGEMENT'S DISCUSSION AND ANALYSIS
FOR THE FISCAL YEAR ENDED JUNE 30, 2017
(UNAUDITED)

The graphs below present the District's capital assets for fiscal years 2017 and 2016.



See Note 9 to the basic financial statements for further detail regarding the District's capital assets.

Debt Administration

At June 30, 2017, the District had \$99,411 outstanding in a capital lease obligation. Of the District's total obligations of \$99,411, \$29,435 is due within one year and \$69,976 is due in more than one year.

At June 30, 2017, the District's overall legal debt margin was \$30,691,751 with an unvoted debt margin of \$341,019.

See Note 11 to the basic financial statements for additional information on the District's debt administration.

Current Financial Related Activities

The District ended fiscal year 2017 with an unencumbered budgetary-basis balance of \$10,133,993 in the general fund. This balance represents resources on which the District may draw to meet its obligations and provide services to students and the community.

One major factor influencing the District's financial condition as a whole is the reduction in intergovernmental funding through state and federal programs. As federal funding diminishes, the District must increasingly rely on general revenues such as its property tax base, levied school district income taxes, and entitlements received through the State foundation program; these revenue sources are essential in supporting the District's ongoing operations. The District is committed to serving its students and maintaining standards of excellence while conducting operations in a fiscally sound and responsible manner.

Contacting the District's Financial Management

This financial report is designed to provide our citizens, taxpayers, investors and creditors with a general overview of the District's finances and to show the District's accountability for the money it receives. If you have questions about this report or need additional financial information contact Mr. Trey Fausnaugh, Treasurer, Logan Elm Local School District, 9579 Tarlton Road, Circleville, Ohio 43113-9448.

BASIC
FINANCIAL STATEMENTS

**LOGAN ELM LOCAL SCHOOL DISTRICT
PICKAWAY COUNTY, OHIO**

STATEMENT OF NET POSITION
JUNE 30, 2017

	Governmental Activities
Assets:	
Equity in pooled cash and investments.	\$ 14,914,081
Investments.	104,300
Receivables:	
Property taxes	7,475,443
Income taxes.	942,389
Accounts.	29,727
Accrued interest	18,217
Intergovernmental	526,688
Prepayments	21,040
Materials and supplies inventory.	5,365
Inventory held for resale.	11,040
Capital assets:	
Nondepreciable capital assets	387,818
Depreciable capital assets, net.	2,977,058
Capital assets, net.	3,364,876
Total assets.	27,413,166
 Deferred outflows of resources:	
Pension - STRS	4,352,309
Pension - SERS	1,295,709
Total deferred outflows of resources	5,648,018
 Liabilities:	
Accounts payable.	192,658
Accrued wages and benefits payable	1,679,680
Intergovernmental payable	57,839
Pension and postemployment benefits payable	264,469
Long-term liabilities:	
Due within one year.	206,505
Due in more than one year:	
Net pension liability (See Note 14)	31,393,917
Other amounts due in more than one year	1,306,662
Total liabilities	35,101,730
 Deferred inflows of resources:	
Property taxes levied for the next fiscal year.	6,120,776
Pension - STRS.	360,294
Pension - SERS.	264,975
Total deferred inflows of resources	6,746,045
 Net position:	
Net investment in capital assets	3,265,465
Restricted for:	
Permanent fund - expendable	7,866
Permanent fund - nonexpendable	104,300
State funded programs.	7,289
Locally funded programs	198,424
Student activities	176,490
Food service operations	35,560
Unrestricted (deficit)	(12,581,985)
Total net position (deficit)	\$ (8,786,591)

SEE ACCOMPANYING NOTES TO THE BASIC FINANCIAL STATEMENTS

**LOGAN ELM LOCAL SCHOOL DISTRICT
PICKAWAY COUNTY, OHIO**

STATEMENT OF ACTIVITIES
FOR THE FISCAL YEAR ENDED JUNE 30, 2017

	Expenses	Program Revenues			Net (Expense) Revenue and Changes in Net Position Governmental Activities
		Charges for Services and Sales	Operating Grants and Contributions	Capital Grants and Contributions	
Governmental activities:					
Instruction:					
Regular	\$ 9,922,070	\$ 1,305,905	\$ 192,554	\$ -	\$ (8,423,611)
Special	3,260,167	30,361	1,591,054	-	(1,638,752)
Vocational	33,654	-	24,647	-	(9,007)
Other	197,159	-	-	-	(197,159)
Support services:					
Pupil	928,225	13,388	63	-	(914,774)
Instructional staff	267,571	19,370	4,218	-	(243,983)
Board of education	113,247	-	-	-	(113,247)
Administration	1,470,661	-	12,185	-	(1,458,476)
Fiscal	712,470	-	2,697	-	(709,773)
Business	811	-	-	-	(811)
Operations and maintenance	1,621,323	5,214	-	21,667	(1,594,442)
Pupil transportation	1,728,223	1,224	59,520	-	(1,667,479)
Central	447,041	4,640	10,800	-	(431,601)
Food service operations	785,629	316,667	446,986	-	(21,976)
Extracurricular activities	642,870	245,924	36,125	-	(360,821)
Interest and fiscal charges	6,692	-	-	-	(6,692)
Total governmental activities	\$ 22,137,813	\$ 1,942,693	\$ 2,380,849	\$ 21,667	(17,792,604)

General revenues:

Property taxes levied for:	
General purposes	7,732,321
Income taxes levied for:	
General purposes	2,542,766
Grants and entitlements not restricted to specific programs	8,665,129
Investment earnings	129,861
Decrease in fair value of investments	(91,464)
Miscellaneous	51,411
Total general revenues	19,030,024
Change in net position	1,237,420
Net position (deficit) at beginning of year	(10,024,011)
Net position (deficit) at end of year	\$ (8,786,591)

SEE ACCOMPANYING NOTES TO THE BASIC FINANCIAL STATEMENTS

**LOGAN ELM LOCAL SCHOOL DISTRICT
PICKAWAY COUNTY, OHIO**

BALANCE SHEET
GOVERNMENTAL FUNDS
JUNE 30, 2017

	<u>General</u>	<u>Capital Projects</u>	<u>Nonmajor Governmental Funds</u>	<u>Total Governmental Funds</u>
Assets:				
Equity in pooled cash and investments.	\$ 11,746,014	\$ 2,687,657	\$ 480,410	\$ 14,914,081
Investments.	-	-	104,300	104,300
Receivables:				
Property taxes.	7,475,443	-	-	7,475,443
Income taxes.	942,389	-	-	942,389
Accounts.	11,447	-	18,280	29,727
Accrued interest.	18,217	-	-	18,217
Intergovernmental.	401,027	-	125,661	526,688
Due from other funds.	1,756	-	-	1,756
Prepayments.	19,045	-	1,995	21,040
Materials and supplies inventory.	-	-	5,365	5,365
Inventory held for resale.	-	-	11,040	11,040
Total assets.	<u>\$ 20,615,338</u>	<u>\$ 2,687,657</u>	<u>\$ 747,051</u>	<u>\$ 24,050,046</u>
Liabilities:				
Accounts payable.	\$ 188,195	\$ -	\$ 4,463	\$ 192,658
Accrued wages and benefits payable.	1,508,940	-	170,740	1,679,680
Intergovernmental payable.	55,921	-	1,918	57,839
Pension and postemployment benefits payable.	238,474	-	25,995	264,469
Due to other funds.	-	-	1,756	1,756
Total liabilities.	<u>1,991,530</u>	<u>-</u>	<u>204,872</u>	<u>2,196,402</u>
Deferred inflows of resources:				
Property taxes levied for the next fiscal year.	6,120,776	-	-	6,120,776
Delinquent property tax revenue not available.	143,609	-	-	143,609
Income tax revenue not available.	181,127	-	-	181,127
Intergovernmental revenue not available.	122,456	-	60,444	182,900
Accrued interest not available.	13,309	-	-	13,309
Miscellaneous revenue not available.	238,622	-	-	238,622
Total deferred inflows of resources.	<u>6,819,899</u>	<u>-</u>	<u>60,444</u>	<u>6,880,343</u>
Fund balances:				
Nonspendable:				
Materials and supplies inventory.	-	-	5,365	5,365
Prepays.	19,045	-	1,995	21,040
Permanent fund - library.	-	-	104,300	104,300
Restricted:				
Permanent fund.	-	-	7,866	7,866
State funded programs.	-	-	7,247	7,247
Locally funded programs.	-	-	199,981	199,981
Student activities.	-	-	176,485	176,485
Food service operations.	-	-	51,841	51,841
Committed:				
Capital improvements.	-	2,687,657	-	2,687,657
Assigned:				
Student instruction.	51,129	-	-	51,129
Student and staff support.	70,397	-	-	70,397
Employee benefits.	1,718,904	-	-	1,718,904
Unassigned (deficit).	9,944,434	-	(73,345)	9,871,089
Total fund balances.	<u>11,803,909</u>	<u>2,687,657</u>	<u>481,735</u>	<u>14,973,301</u>
Total liabilities, deferred inflows and fund balances.	<u>\$ 20,615,338</u>	<u>\$ 2,687,657</u>	<u>\$ 747,051</u>	<u>\$ 24,050,046</u>

SEE ACCOMPANYING NOTES TO THE BASIC FINANCIAL STATEMENTS

**LOGAN ELM LOCAL SCHOOL DISTRICT
PICKAWAY COUNTY, OHIO**

RECONCILIATION OF TOTAL GOVERNMENTAL FUND BALANCES TO
NET POSITION OF GOVERNMENTAL ACTIVITIES
JUNE 30, 2017

Total governmental fund balances		\$ 14,973,301
<i>Amounts reported for governmental activities on the statement of net position are different because:</i>		
Capital assets used in governmental activities are not financial resources and therefore are not reported in the funds.		3,364,876
Other long-term assets are not available to pay for current-period expenditures and therefore are deferred inflows in the funds.		
Property taxes receivable	\$ 143,609	
Income taxes receivable	181,127	
Accrued interest receivable	13,309	
Intergovernmental receivable	182,900	
Accounts receivable	238,622	
Total	759,567	759,567
The net pension liability is not due and payable in the current period; therefore, the liability and related deferred inflows/ outflows are not reported in governmental funds:		
Deferred outflows of resources - pension	5,648,018	
Deferred inflows of resources - pension	(625,269)	
Net pension liability	(31,393,917)	
Total	(26,371,168)	(26,371,168)
Long-term liabilities are not due and payable in the current period and therefore are not reported in the funds.		
Compensated absences	(1,413,756)	
Capital lease obligations	(99,411)	
Total	(1,513,167)	(1,513,167)
Net position of governmental activities		\$ (8,786,591)

SEE ACCOMPANYING NOTES TO THE BASIC FINANCIAL STATEMENTS

**LOGAN ELM LOCAL SCHOOL DISTRICT
PICKAWAY COUNTY, OHIO**

STATEMENT OF REVENUES, EXPENDITURES AND CHANGES IN FUND BALANCES
GOVERNMENTAL FUNDS
FOR THE FISCAL YEAR ENDED JUNE 30, 2017

	<u>General</u>	<u>Capital Projects</u>	<u>Nonmajor Governmental Funds</u>	<u>Total Governmental Funds</u>
Revenues:				
From local sources:				
Property taxes	\$ 7,752,052	\$ -	\$ -	\$ 7,752,052
Income taxes	2,543,507	-	-	2,543,507
Tuition	1,187,371	-	-	1,187,371
Transportation fees	1,224	-	-	1,224
Earnings on investments	128,287	-	1,396	129,683
Charges for services	-	-	316,667	316,667
Extracurricular	160,597	-	227,613	388,210
Classroom materials and fees	44,007	-	-	44,007
Rental income	5,214	-	-	5,214
Contributions and donations	10,526	21,667	30,255	62,448
Other local revenues	40,885	-	59,830	100,715
Intergovernmental - state	9,411,985	-	129,097	9,541,082
Intergovernmental - federal	161	-	1,427,969	1,428,130
Decrease in fair value of investments	(91,464)	-	-	(91,464)
Total revenues	<u>21,194,352</u>	<u>21,667</u>	<u>2,192,827</u>	<u>23,408,846</u>
Expenditures:				
Current:				
Instruction:				
Regular	9,312,799	-	204,323	9,517,122
Special	2,240,320	-	880,829	3,121,149
Vocational	31,390	-	-	31,390
Other	189,017	-	-	189,017
Support services:				
Pupil	889,915	-	660	890,575
Instructional staff	253,747	-	20,229	273,976
Board of education	113,105	-	-	113,105
Administration	1,371,349	-	9,500	1,380,849
Fiscal	698,525	-	2,103	700,628
Business	811	-	-	811
Operations and maintenance	1,522,775	-	-	1,522,775
Pupil transportation	1,696,030	-	-	1,696,030
Central	365,927	-	10,800	376,727
Food service operations	-	-	770,734	770,734
Extracurricular activities	382,833	-	204,136	586,969
Facilities acquisition and construction	-	231,805	-	231,805
Debt service:				
Principal retirement	27,769	-	-	27,769
Interest and fiscal charges	6,692	-	-	6,692
Total expenditures	<u>19,103,004</u>	<u>231,805</u>	<u>2,103,314</u>	<u>21,438,123</u>
Excess (deficiency) of revenues over (under) expenditures	<u>2,091,348</u>	<u>(210,138)</u>	<u>89,513</u>	<u>1,970,723</u>
Other financing sources (uses):				
Transfers in	-	1,000,000	25,000	1,025,000
Transfers (out)	(1,025,000)	-	-	(1,025,000)
Total other financing sources (uses)	<u>(1,025,000)</u>	<u>1,000,000</u>	<u>25,000</u>	<u>-</u>
Net change in fund balances	1,066,348	789,862	114,513	1,970,723
Fund balances at beginning of year	<u>10,737,561</u>	<u>1,897,795</u>	<u>367,222</u>	<u>13,002,578</u>
Fund balances at end of year	<u>\$ 11,803,909</u>	<u>\$ 2,687,657</u>	<u>\$ 481,735</u>	<u>\$ 14,973,301</u>

SEE ACCOMPANYING NOTES TO THE BASIC FINANCIAL STATEMENTS

**LOGAN ELM LOCAL SCHOOL DISTRICT
PICKAWAY COUNTY, OHIO**

RECONCILIATION OF THE STATEMENT OF REVENUES, EXPENDITURES
AND CHANGES IN FUND BALANCES OF GOVERNMENTAL FUNDS
TO THE STATEMENT OF ACTIVITIES
FOR THE FISCAL YEAR ENDED JUNE 30, 2017

Net change in fund balances - total governmental funds	\$	1,970,723
 <i>Amounts reported for governmental activities in the statement of activities are different because:</i>		
 Governmental funds report capital outlays as expenditures. However, in the statement of activities, the cost of those assets is allocated over their estimated useful lives as depreciation expense.		
Capital asset additions	\$ 395,383	
Current year depreciation	(298,006)	
Total		97,377
 Revenues in the statement of activities that do not provide current financial resources are not reported as revenues in the funds.		
Property taxes	(19,731)	
Income taxes	(741)	
Earnings on investments	1,574	
Intergovernmental	22,424	
Miscellaneous	(40,118)	
Total		(36,592)
 Repayment of capital lease principal is an expenditure in the governmental funds, but the repayment reduces long-term liabilities on the statement of net position.		
		27,769
 Contractually required contributions are reported as expenditures in governmental funds; however, the statement of activities reports these amounts as deferred outflows.		
		1,532,762
 Except for amounts reported as deferred inflows/outflows, changes in the net pension liability are reported as pension expense in the statement of activities.		
		(2,181,749)
 Some expenses reported in the statement of activities, such as compensated absences, do not require the use of current financial resources and therefore are not reported as expenditures in governmental funds.		
		(172,870)
Change in net position of governmental activities	\$	1,237,420

SEE ACCOMPANYING NOTES TO THE BASIC FINANCIAL STATEMENTS

**LOGAN ELM LOCAL SCHOOL DISTRICT
PICKAWAY COUNTY, OHIO**

STATEMENT OF REVENUES, EXPENDITURES AND CHANGES IN
FUND BALANCE - BUDGET AND ACTUAL (NON-GAAP BUDGETARY BASIS)
GENERAL FUND
FOR THE FISCAL YEAR ENDED JUNE 30, 2017

	<u>Budgeted Amounts</u>		<u>Actual</u>	Variance with Final Budget Positive (Negative)
	<u>Original</u>	<u>Final</u>		<u>Actual</u>
Revenues:				
From local sources:				
Property taxes	\$ 7,159,300	\$ 7,159,300	\$ 7,270,224	\$ 110,924
Income taxes.	2,452,022	2,452,022	2,529,969	77,947
Tuition.	1,011,357	1,011,357	1,187,371	176,014
Transportation fees.	-	-	1,224	1,224
Earnings on investments	-	-	127,758	127,758
Extracurricular.	-	-	37,681	37,681
Classroom materials and fees	-	-	43,302	43,302
Rental income	-	-	5,214	5,214
Other local revenues	-	-	38,613	38,613
Intergovernmental - state	9,468,802	9,468,802	9,399,366	(69,436)
Intergovernmental - federal	-	-	161	161
Total revenues	<u>20,091,481</u>	<u>20,091,481</u>	<u>20,640,883</u>	<u>549,402</u>
Expenditures:				
Current:				
Instruction:				
Regular	11,732,009	11,962,009	9,252,020	2,709,989
Special.	1,574,541	1,574,541	2,234,083	(659,542)
Vocational.	15,149	35,149	32,129	3,020
Other.	130,708	130,708	191,078	(60,370)
Support services:				
Pupil.	755,260	755,260	883,104	(127,844)
Instructional staff	138,716	138,716	254,618	(115,902)
Board of education	149,900	149,900	113,398	36,502
Administration.	971,154	971,154	1,371,178	(400,024)
Fiscal	521,729	521,729	696,093	(174,364)
Business	-	-	7,240	(7,240)
Operations and maintenance.	1,538,202	1,538,202	1,542,586	(4,384)
Pupil transportation	1,506,049	1,506,049	1,704,294	(198,245)
Central.	214,963	214,963	143,210	71,753
Other operation of non-instructional services	6,000	6,000	-	6,000
Extracurricular activities.	296,258	296,258	387,884	(91,626)
Total expenditures	<u>19,550,638</u>	<u>19,800,638</u>	<u>18,812,915</u>	<u>987,723</u>
Excess of revenues over expenditures	<u>540,843</u>	<u>290,843</u>	<u>1,827,968</u>	<u>1,537,125</u>
Other financing sources (uses):				
Refund of prior year's expenditures	-	-	3,896	3,896
Transfers (out).	(356,848)	(356,848)	(1,025,000)	(668,152)
Total other financing sources (uses)	<u>(356,848)</u>	<u>(356,848)</u>	<u>(1,021,104)</u>	<u>(664,256)</u>
Net change in fund balance	183,995	(66,005)	806,864	872,869
Fund balance at beginning of year	9,283,767	9,283,767	9,283,767	-
Prior year encumbrances appropriated	43,362	43,362	43,362	-
Fund balance at end of year	<u>\$ 9,511,124</u>	<u>\$ 9,261,124</u>	<u>\$ 10,133,993</u>	<u>\$ 872,869</u>

SEE ACCOMPANYING NOTES TO THE BASIC FINANCIAL STATEMENTS

**LOGAN ELM LOCAL SCHOOL DISTRICT
PICKAWAY COUNTY, OHIO**

STATEMENT OF FIDUCIARY NET POSITION
FIDUCIARY FUNDS
JUNE 30, 2017

	Private Purpose Trust	
	Scholarship	Agency
Assets:		
Equity in pooled cash and investments	\$ 25,323	\$ 53,687
Total assets.	25,323	\$ 53,687
Liabilities:		
Accounts payable.	-	\$ 4,553
Due to students.	-	49,134
Total liabilities	-	\$ 53,687
Net position:		
Held in trust for scholarships	25,323	
Total net position.	\$ 25,323	

SEE ACCOMPANYING NOTES TO THE BASIC FINANCIAL STATEMENTS

**LOGAN ELM LOCAL SCHOOL DISTRICT
PICKAWAY COUNTY, OHIO**

STATEMENT OF CHANGES IN FIDUCIARY NET POSITION
FIDUCIARY FUND
FOR THE FISCAL YEAR ENDED JUNE 30, 2017

	Private Purpose Trust
	Scholarship
Additions:	
Interest	\$ 253
Gifts and contributions	2,915
Total additions.	3,168
Deductions:	
Scholarships awarded	6,500
Change in net position	(3,332)
Net position at beginning of year.	28,655
Net position at end of year	\$ 25,323

SEE ACCOMPANYING NOTES TO THE BASIC FINANCIAL STATEMENTS

**LOGAN ELM LOCAL SCHOOL DISTRICT
PICKAWAY COUNTY, OHIO**

NOTES TO THE BASIC FINANCIAL STATEMENTS
FOR THE FISCAL YEAR ENDED JUNE 30, 2017

NOTE 1 - DESCRIPTION OF THE SCHOOL DISTRICT

The Logan Elm Local School District (the “District”) is a body politic and corporate established for the purpose of exercising the rights and privileges conveyed to it by the constitution and laws of the State of Ohio. The District is a local school district as defined by Section 3311.03 of the Ohio Revised Code. The District operates under an elected Board of Education (five members) and is responsible for the provision of public education to residents of the District.

The District employs 13 administrators, 138 non-certified employees, and 92 certified employees to provide services to approximately 1,884 students and community groups. The District provides regular and special instruction. The District also provides support services for the pupils, instructional staff, general and school administration, business and fiscal services, facilities acquisitions and construction services, operation and maintenance of plant, student transportation, food services, extracurricular activities and non-programmed services. The District co-operates with the Pickaway County Educational Service Center, a separate entity, for curricular services.

NOTE 2 - SUMMARY OF SIGNIFICANT ACCOUNTING POLICIES

The basic financial statements of the District have been prepared in conformity with accounting principles generally accepted in the United States of America (GAAP) as applied to governmental units. The Governmental Accounting Standards Board (GASB) is the accepted standard-setting body for establishing governmental accounting and financial reporting principles. The District's significant accounting policies are described below.

A. Reporting Entity

The reporting entity has been defined in accordance with GASB Statement No. 14, “The Financial Reporting Entity” as amended by GASB Statement No. 39, “Determining Whether Certain Organizations Are Component Units” and GASB Statement No. 61, “The Financial Reporting Entity: Omnibus an Amendment of GASB Statements No. 14 and No. 34”. The reporting entity is composed of the primary government and component units. The primary government consists of all funds, departments, boards and agencies that are not legally separate from the District. For the District, this includes general operations, food service, and student related activities of the District.

Component units are legally separate organizations for which the District is financially accountable. The District is financially accountable for an organization if the District appoints a voting majority of the organization's Governing Board and (1) the District is able to significantly influence the programs or services performed or provided by the organization; or (2) the District is legally entitled to or can otherwise access the organization's resources; or (3) the District is legally obligated or has otherwise assumed the responsibility to finance the deficits of, or provide financial support to, the organization; or (4) the District is obligated for the debt of the organization. Component units may also include organizations that are fiscally dependent on the District in that the District approves the budget, the issuance of debt or the levying of taxes. Certain organizations are also included as component units if the nature and significance of the relationship between the primary government and the organization is such that exclusion by the primary government would render the primary government's financial statements incomplete or misleading. Based upon the application of these criteria, the District has no component units. The basic financial statements of the reporting entity include only those of the District (the primary government).

**LOGAN ELM LOCAL SCHOOL DISTRICT
PICKAWAY COUNTY, OHIO**

NOTES TO THE BASIC FINANCIAL STATEMENTS
FOR THE FISCAL YEAR ENDED JUNE 30, 2017

NOTE 2 - SUMMARY OF SIGNIFICANT ACCOUNTING POLICIES - (Continued)

The following organizations are described due to their relationship to the District:

JOINTLY GOVERNED ORGANIZATIONS

Metropolitan Educational Technology Association (META)

The District is a participant in META Solutions which is a computer consortium that develops, implements and supports the technology and instructional needs of schools in a cost-effective manner. META Solutions provides instructional, core, technology and purchasing services for its member districts. The Board of Directors consists of the Superintendents from eleven of the member districts. During fiscal year 2017, the District paid META Solutions \$61,949 for services. Financial information can be obtained from Dave Varda, who serves as Chief Financial Officer, 100 Executive Drive, Marion, Ohio 43302.

PUBLIC ENTITY RISK POOL

Pickaway County Public Employer Benefits Program (PCPEBP)

During fiscal year 2010, the District joined with Circleville City School District, Teays Valley Local School District, and Westfall Local School District to form the PCPEBP, an insurance consortium. The PCPEBP is a public entity shared risk pool organized to provide health care benefits to its member organizations. The Board of Directors exercises control over the operation of the PCPEBP. Each member school district is represented on the Board of Directors by its superintendent or superintendent's designee.

Teays Valley Local School District serves as fiscal agent for the PCPEBP. To obtain financial information, write Stacey Overly, Treasurer, Teays Valley Local School District, 385 Viking Way, Ashville, OH 43103.

INSURANCE PURCHASING POOL

Ohio SchoolComp Workers' Compensation Group Rating Plan

The District participates in the Ohio SchoolComp Workers' Compensation Group Rating Plan (GRP). The GRP contracts with CompManagement, Inc. to provide an insurance purchasing pool for workers compensation. Refer to Note 13.D. for further information on the GRP.

B. Fund Accounting

The District uses funds to report its financial position and the results of its operations. A fund is a separate accounting entity with a self-balancing set of accounts. Fund accounting is designed to demonstrate legal compliance and to aid financial management by segregating transactions related to certain school district activities or functions. Funds are classified into three categories: governmental, proprietary and fiduciary. Each category is divided into separate fund types. The District has no proprietary funds.

**LOGAN ELM LOCAL SCHOOL DISTRICT
PICKAWAY COUNTY, OHIO**

NOTES TO THE BASIC FINANCIAL STATEMENTS
FOR THE FISCAL YEAR ENDED JUNE 30, 2017

NOTE 2 - SUMMARY OF SIGNIFICANT ACCOUNTING POLICIES - (Continued)

GOVERNMENTAL FUNDS

Governmental funds focus on the sources, uses and balances of current financial resources. Expendable assets are assigned to the various governmental funds according to the purposes for which they may or must be used. Current liabilities are assigned to the fund from which they will be paid. The difference between governmental fund assets plus deferred outflows of resources and liabilities plus deferred inflows of resources is reported as fund balance.

The following are the District's major governmental funds:

General Fund - The general fund is used to account for and report all financial resources not accounted for and reported in another fund. The general fund balance is available for any purpose provided it is expended or transferred according to the general laws of Ohio.

Capital Projects Fund - The capital projects fund is used to account for one or more capital projects.

Other governmental funds of the District are used to account for (a) financial resources that are restricted, committed, or assigned to expenditures for capital outlays including the acquisition of construction of capital facilities and other capital assets, and (b) specific revenue sources that are restricted or committed to an expenditure for specified purposes other than debt service or capital projects.

FIDUCIARY FUNDS

Fiduciary fund reporting focuses on net position and changes in net position. The fiduciary fund category is split into two classifications: private-purpose trust funds and agency funds. Trust funds are used to account for assets held by the District under a trust agreement for individuals, private organizations, or other governments and are therefore not available to support the District's own programs. The District's only trust fund is a private purpose trust which accounts for scholarship programs for students. Agency funds are custodial in nature (assets equal liabilities) and do not involve measurement of results of operations. The District's agency fund accounts for student activities.

C. Basis of Presentation and Measurement Focus

Government-wide Financial Statements - The statement of net position and the statement of activities display information about the District as a whole. These statements include the financial activities of the primary government, except for fiduciary funds.

The government-wide statement of activities presents a comparison between direct expenses and program revenues for each function or program of the governmental activities of the District. Direct expenses are those that are specifically associated with a service, program or department and therefore clearly identifiable to a particular function. Program revenues include amounts paid by the recipient of goods or services offered by the program and grants and contributions that are restricted to meeting the operational or capital requirements of a particular program. Revenues not classified as program revenues are presented as general revenues of the District.

**LOGAN ELM LOCAL SCHOOL DISTRICT
PICKAWAY COUNTY, OHIO**

NOTES TO THE BASIC FINANCIAL STATEMENTS
FOR THE FISCAL YEAR ENDED JUNE 30, 2017

NOTE 2 - SUMMARY OF SIGNIFICANT ACCOUNTING POLICIES - (Continued)

The government-wide financial statements are prepared using the full accrual economic resources measurement focus. All assets, deferred outflows of resources, liabilities, and deferred inflows of resources associated with the operation of the District are included on the statement of net position.

Fund Financial Statements - Fund financial statements report detailed information about the District. The focus of governmental fund financial statements is on major funds rather than reporting funds by type. Each major fund is presented in a separate column, and all nonmajor funds are aggregated into one column. Fiduciary funds are reported by fund type.

All governmental funds are accounted for using a flow of current financial resources measurement focus. With this measurement focus, only current assets, deferred outflows of resources, liabilities, and deferred inflows of resources generally are included on the balance sheet. The statement of revenues, expenditures and changes in fund balances reports on the sources (i.e., revenues and other financing sources) and uses (i.e., expenditures and other financing uses) of current financial resources. This approach differs from the manner in which the governmental activities of the government-wide financial statements are prepared. Governmental fund financial statements therefore include a reconciliation with brief explanations to better identify the relationship between the government-wide statements and the statements for governmental funds.

The private purpose trust fund is reported using the economic resources measurement focus. The agency fund does not report a measurement focus as it does not report operations.

D. Basis of Accounting

Basis of accounting determines when transactions are recorded in the financial records and reported on the financial statements. Government-wide financial statements are prepared using the accrual basis of accounting. Governmental funds use the modified accrual basis of accounting. Fiduciary funds also use the accrual basis of accounting.

Revenues - Exchange and Nonexchange Transactions - Revenues resulting from exchange transactions, in which each party gives and receives essentially equal value, are recorded on the accrual basis when the exchange takes place. On a modified accrual basis, revenue is recorded in the fiscal year in which the resources are measurable and become available. Available means that the resources will be collected within the current fiscal year or are expected to be collected soon enough thereafter to be used to pay liabilities of the current fiscal year. For the District, available means expected to be received within sixty days of fiscal year end.

Nonexchange transactions, in which the District receives value without directly giving equal value in return, include property taxes, income taxes, grants, entitlements, and donations. On an accrual basis, revenue from property taxes is recognized in the fiscal year for which the taxes are levied (See Note 6). Revenue from income taxes is recognized in the period in which the income is earned (See Note 7). Revenue from grants, entitlements and donations is recognized in the fiscal year in which all eligibility requirements have been satisfied. Eligibility requirements include timing requirements, which specify the year when the resources are required to be used or the fiscal year when use is first permitted, matching requirements, in which the District must provide local resources to be used for a specified purpose, and expenditure requirements, in which the resources are provided to the District on a reimbursement basis. On a modified accrual basis, revenue from nonexchange transactions must also be available before it can be recognized.

**LOGAN ELM LOCAL SCHOOL DISTRICT
PICKAWAY COUNTY, OHIO**

NOTES TO THE BASIC FINANCIAL STATEMENTS
FOR THE FISCAL YEAR ENDED JUNE 30, 2017

NOTE 2 - SUMMARY OF SIGNIFICANT ACCOUNTING POLICIES - (Continued)

Under the modified accrual basis, the following revenue sources are considered to be both measurable and available at fiscal year end: property taxes available as an advance, income taxes, interest, tuition, grants, student fees, and rentals.

Deferred Outflows of Resources and Deferred Inflows of Resources - In addition to assets, the government-wide statement of net position will report a separate section for deferred outflows of resources. Deferred outflows of resources, represents a consumption of net position that applies to a future period and will not be recognized as an outflow of resources (expense) until then. For the District, See Note 14 for deferred outflows of resources related the District's net pension liability.

In addition to liabilities, both the government-wide statement of net position and the governmental fund financial statements report a separate section for deferred inflows of resources. Deferred inflows of resources represent an acquisition of net position that applies to a future period and will not be recognized as an inflow of resources (revenue) until that time. For the District, deferred inflows of resources include property taxes and unavailable revenue. Property taxes represent amounts for which there is an enforceable legal claim as of June 30, 2017, but which were levied to finance fiscal year 2018 operations. These amounts have been recorded as a deferred inflow of resources on both the government-wide statement of net position and the governmental fund financial statements. Unavailable revenue is reported only on the governmental funds balance sheet, and represents receivables which will not be collected within the available period. For the District unavailable revenue includes, but is not limited to, delinquent property taxes and intergovernmental grants. These amounts are deferred and recognized as an inflow of resources in the period the amounts become available.

For the District, see Note 14 for deferred inflows of resources related to the District's net pension liability. This deferred inflow of resources is only reported on the government-wide statement of net position.

Expenses/Expenditures - On the accrual basis of accounting, expenses are recognized at the time they are incurred. The entitlement value of donated commodities used during the year is reported in the statement of revenues, expenditures and changes in fund balances as an expenditure with a like amount reported as intergovernmental revenue.

The measurement focus of governmental fund accounting is on decreases in net financial resources (expenditures) rather than expenses. Expenditures are generally recognized in the accounting period in which the related fund liability is incurred, if measurable. Allocations of cost, such as depreciation and amortization, are not recognized in governmental funds.

**LOGAN ELM LOCAL SCHOOL DISTRICT
PICKAWAY COUNTY, OHIO**

NOTES TO THE BASIC FINANCIAL STATEMENTS
FOR THE FISCAL YEAR ENDED JUNE 30, 2017

NOTE 2 - SUMMARY OF SIGNIFICANT ACCOUNTING POLICIES - (Continued)

E. Budgets

The District is required by State statute to adopt an annual appropriated cash basis budget for all funds. The specific timetable for fiscal year 2017 is as follows.

1. Prior to January 15, the Superintendent and Treasurer submit to the Board of Education a proposed operating budget for the fiscal year commencing the following July 1. The budget includes proposed expenditures and the means of financing for all funds. Public hearings are publicized and conducted to obtain taxpayers' comments. The purpose of this budget document is to reflect the need for existing (or increased) tax rates.
2. By no later than January 20, the Board-adopted budget is filed with the Pickaway County Budget Commission for tax rate determination.
3. Prior to April 1, the Board of Education accepts, by formal resolution, the tax rates as determined by the Budget Commission and receives the Commission's certificate of estimated resources which states the projected revenue of each fund. Prior to July 1, the District must revise its budget so that total contemplated expenditures from any fund during the ensuing year will not exceed the amount stated in the certificate of estimated resources. The revised budget then serves as a basis for the appropriation measure. On or about July 1, the certificate is amended to include any unencumbered balances from the preceding year as reported by the District Treasurer. The certificate may be further amended during the year if projected increases or decreases in revenue are identified by the District Treasurer. The amounts reported as the final budgeted amount in the budgetary statement reflect the amounts set forth in the final amended certificate issued for fiscal year 2017.
4. By July 1, the annual appropriation resolution is legally enacted by the Board of Education at the fund level of expenditures for all funds, which is the legal level of budgetary control. (State statute permits a temporary appropriation to be effective until no later than October 1 of each year.)

Resolution appropriations by fund must be within the estimated resources as certified by the County Budget Commission and the total of expenditures and encumbrances may not exceed appropriations totals.

5. Any revisions that alter the appropriations at the fund level of expenditures must be approved by the Board of Education.
6. Formal budgetary integration is employed as a management control device during the year for all funds consistent with statutory provisions.
7. Appropriation amounts are as originally adopted, or as amended by the Board of Education throughout the year by supplemental appropriations, which either reallocated or increased the original appropriated amounts. The final budget figures, which appear in the statements of budgetary comparisons, represent the permanent appropriation amounts plus all supplemental appropriations legally enacted during the year.
8. Advances in and advances out are not required to be budgeted since they represent a temporary cash flow resource and are intended to be repaid.

**LOGAN ELM LOCAL SCHOOL DISTRICT
PICKAWAY COUNTY, OHIO**

NOTES TO THE BASIC FINANCIAL STATEMENTS
FOR THE FISCAL YEAR ENDED JUNE 30, 2017

NOTE 2 - SUMMARY OF SIGNIFICANT ACCOUNTING POLICIES - (Continued)

9. At the close of each year, the unencumbered balance of each appropriation reverts to the respective fund from which it was appropriated and becomes subject to future appropriations. The encumbered appropriation balance is carried forward to the succeeding fiscal year and need not be re-appropriated.

F. Cash and Investments

To improve cash management, cash received by the District is pooled. Monies for all funds are maintained in this pool. Individual fund integrity is maintained through the District's records. Each fund's interest in the pool is presented as "equity in pooled cash and investments" on the basic financial statements.

During fiscal year 2017, investments consisted of federal agency securities, negotiable certificates of deposit (CDs), nonnegotiable CDs, U.S. government money market funds and the State Treasury Asset Reserve of Ohio (STAR Ohio). Investments are reported at fair value, which is based on quoted market prices. Nonparticipating investment contracts, such as nonnegotiable certificates of deposit, are reported at cost.

During fiscal year 2017, the District invested in STAR Ohio. STAR Ohio (the State Treasury Asset Reserve of Ohio), is an investment pool managed by the State Treasurer's Office which allows governments within the State to pool their funds for investment purposes. STAR Ohio is not registered with the SEC as an investment company, but has adopted Governmental Accounting Standards Board (GASB), Statement No. 79, "Certain External Investment Pools and Pool Participants." The District measures its investment in STAR Ohio at the net asset value (NAV) per share provided by STAR Ohio. The NAV per share is calculated on an amortized cost basis that provides an NAV per share that approximates fair value.

For fiscal year 2017, there were no limitations or restrictions on any participant withdrawals due to redemption notice periods, liquidity fees, or redemption gates. However, notice must be given 24 hours in advance of all deposits and withdrawals exceeding \$25 million. STAR Ohio reserves the right to limit the transaction to \$50 million, requiring the excess amount to be transacted the following business day(s), but only to the \$50 million limit. All accounts of the participant will be combined for these purposes.

Following Ohio statutes, the Board of Education has, by resolution, specified the funds to receive an allocation of interest earnings. Interest revenues credited to the general fund during fiscal year 2017 amounted to \$128,287, which includes \$38,844 assigned from other District funds.

For presentation on the financial statements, investments of the cash management pool and investments with original maturities of three months or less at the time they are purchased by the District are considered to be cash equivalents. Investments with an initial maturity of more than three months are reported as investments. An analysis of the District's investments at year end is provided in Note 4.

**LOGAN ELM LOCAL SCHOOL DISTRICT
PICKAWAY COUNTY, OHIO**

NOTES TO THE BASIC FINANCIAL STATEMENTS
FOR THE FISCAL YEAR ENDED JUNE 30, 2017

NOTE 2 - SUMMARY OF SIGNIFICANT ACCOUNTING POLICIES - (Continued)

G. Inventory

On government-wide and fund financial statements, purchased inventories are presented at the lower of cost or market and donated commodities are presented at their entitlement value. Inventories are recorded on a first-in, first-out basis and are expensed when used. Inventories are accounted for using the consumption method.

Inventory consists of donated and purchased food and non-food supplies.

H. Capital Assets

General capital assets generally result from expenditures in the governmental funds. These assets are reported in the governmental activities column of the government-wide statement of net position, but are not reported in the fund financial statements.

All capital assets are capitalized at cost (or estimated historical cost) and updated for additions and retirements during the year. Donated fixed assets are recorded at their acquisition values as of the date received. The District has a capitalization threshold of \$1,500. The District does not possess any infrastructure. Improvements are capitalized; the costs of normal maintenance and repairs that do not add to the value of the asset or materially extend an asset life are not. Interest incurred during the construction of capital assets is also capitalized.

All reported capital assets except land are depreciated. Improvements are depreciated over the remaining useful lives of the related capital assets. Depreciation is computed using the straight-line method over the following useful lives:

<u>Description</u>	<u>Governmental Activities Estimated Lives</u>
Land improvements	20 years
Buildings and improvements	7 - 134 years
Furniture and equipment	5 - 20 years
Vehicles	10-15 years

I. Interfund Balances

On fund financial statements, receivables and payables resulting from short-term interfund loans and cash deficits among the governmental activities are classified as “due to/from other funds”. These amounts are eliminated in the governmental activities column on the statement of net position.

J. Compensated Absences

Compensated absences of the District consist of vacation leave and sick leave liability to the extent that payments to the employee for these absences are attributable to services already rendered and are not contingent on a specific event that is outside the control of the District and the employee.

**LOGAN ELM LOCAL SCHOOL DISTRICT
PICKAWAY COUNTY, OHIO**

NOTES TO THE BASIC FINANCIAL STATEMENTS
FOR THE FISCAL YEAR ENDED JUNE 30, 2017

NOTE 2 - SUMMARY OF SIGNIFICANT ACCOUNTING POLICIES - (Continued)

In accordance with the provisions of GASB Statement No. 16, "Accounting for Compensated Absences", a liability for vacation leave is accrued if a) the employees' rights to payment are attributable to services already rendered; and b) it is probable that the employer will compensate the employees for the benefits through paid time off or other means, such as cash payment at termination or retirement. An accrual for earned sick leave is made to the extent that it is probable that the benefits will result in termination (severance) payments. A liability for sick leave is accrued using the vesting method; i.e., the liability is based on the sick leave accumulated at June 30, 2017, by those employees who are currently eligible to receive termination (severance) payments, as well as those employees expected to become eligible in the future. For purposes of establishing a liability for severance on employees expected to become eligible to retire in the future, all employees with at least ten years of service were considered expected to become eligible to retire in accordance with GASB Statement No. 16.

The total liability for vacation and sick leave payments has been calculated using pay rates in effect at June 30, 2017 and reduced to the maximum payment allowed by labor contract and/or statute, plus any applicable additional salary related payments.

The entire compensated absence liability is reported on the government-wide financial statements.

For governmental fund financial statements, compensated absences are recognized as liabilities and expenditures as payments come due each period upon the occurrence of employee resignations and retirements.

K. Accrued Liabilities and Long-Term Obligations

All payables, accrued liabilities and long-term obligations are reported in the government-wide financial statements.

In general, governmental fund payables and accrued liabilities that, once incurred, are paid in a timely manner and in full from current financial resources, are reported as obligations of the funds; however, claims and judgments, net pension liability and compensated absences that will be paid from governmental funds are reported as a liability in the fund financial statements only to the extent that they are due for payment during the current year.

L. Fund Balance

Fund balance is divided into five classifications based primarily on the extent to which the District is bound to observe constraints imposed upon the use of the resources in the governmental funds. The classifications are as follows:

Nonspendable - The nonspendable fund balance classification includes amounts that cannot be spent because they are not in spendable form or legally required to be maintained intact. The "not in spendable form" criterion includes items that are not expected to be converted to cash. It also includes the long-term amount of loans receivable in the general fund.

**LOGAN ELM LOCAL SCHOOL DISTRICT
PICKAWAY COUNTY, OHIO**

NOTES TO THE BASIC FINANCIAL STATEMENTS
FOR THE FISCAL YEAR ENDED JUNE 30, 2017

NOTE 2 - SUMMARY OF SIGNIFICANT ACCOUNTING POLICIES - (Continued)

Restricted - Fund balance is reported as restricted when constraints are placed on the use of resources that are either externally imposed by creditors (such as through debt covenants), grantors, contributors, or laws or regulations of other governments, or imposed by law through constitutional provisions or enabling legislation.

Committed - The committed fund balance classification includes amounts that can be used only for the specific purposes imposed by a formal action (resolution) of the District Board of Education (the highest level of decision making authority). Those committed amounts cannot be used for any other purpose unless the District Board of Education removes or changes the specified use by taking the same type of action (resolution) it employed to previously commit those amounts. Committed fund balance also incorporates contractual obligations to the extent that existing resources in the fund have been specifically committed for use in satisfying those contractual requirements.

Assigned - Amounts in the assigned fund balance classification are intended to be used by the District for specific purposes but do not meet the criteria to be classified as restricted nor committed. In governmental funds other than the general fund, assigned fund balance represents the remaining amount that is not restricted or committed. In the general fund, assigned amounts represent intended uses established by policies of the District Board of Education, which includes giving the Treasurer the authority to constrain monies for intended purposes.

Unassigned - Unassigned fund balance is the residual classification for the general fund and includes all spendable amounts not contained in the other classifications. In other governmental funds, the unassigned classification is only used to report a deficit fund balance resulting from overspending for specific purposes for which amounts had been restricted, committed, or assigned.

The District applies restricted resources first when expenditures are incurred for purposes for which restricted and unrestricted (committed, assigned, and unassigned) fund balance is available. Similarly, within unrestricted fund balance, committed amounts are reduced first followed by assigned, and then unassigned amounts when expenditures are incurred for purposes for which amounts in any of the unrestricted fund balance classifications could be used.

M. Budget Stabilization Arrangement

The District has established a budget stabilization reserve in accordance with authority established by State law. Additions to the budget stabilization reserve can only be made by formal resolution of the Board of Education. Expenditures out of the budget stabilization reserve can only be made to offset future budget deficits. At June 30, 2017, the balance in the budget stabilization reserve was \$170,623. This amount is included in unassigned fund balance of the general fund and in unrestricted net position on the statement of net position.

N. Estimates

The preparation of the basic financial statements in conformity with GAAP requires management to make estimates and assumptions that affect the amounts reported in the basic financial statements and accompanying notes. Actual results may differ from those estimates.

**LOGAN ELM LOCAL SCHOOL DISTRICT
PICKAWAY COUNTY, OHIO**

NOTES TO THE BASIC FINANCIAL STATEMENTS
FOR THE FISCAL YEAR ENDED JUNE 30, 2017

NOTE 2 - SUMMARY OF SIGNIFICANT ACCOUNTING POLICIES - (Continued)

O. Parochial Schools

The Crossroads Christian Academy (the Academy) operates within the District's boundaries. Current State legislation provides funding to the Academy; these monies are received and disbursed on behalf of the parochial school by the Treasurer of the District as is directed by the Academy. The fiduciary responsibility of the District for these monies is reflected in a special revenue fund for financial reporting purposes.

P. Net Position

Net position represents the difference between assets and deferred outflows and liabilities and deferred inflows. The net position component "investment in capital assets," consists of capital assets, net of accumulated depreciation, reduced by the outstanding balances of any borrowing used for the acquisition, construction or improvement of those assets. Net position is reported as restricted when there are limitations imposed on its use either through the enabling legislation adopted by the District or through external restrictions imposed by creditors, grantors or laws or regulations of other governments. The amount restricted for other purposes represents amounts restricted for the food service fund.

The District applies restricted resources first when an expense is incurred for purposes for which both restricted and unrestricted net position is available.

Q. Interfund Activity

Exchange transactions between funds are reported as revenues in the seller funds and as expenditures/expenses in the purchaser funds. Flows of cash or goods from one fund to another without a requirement for repayment are reported as interfund transfers. Interfund transfers are reported as other financing sources/uses in governmental funds and after nonoperating revenues/expenses in proprietary funds. Repayments from funds responsible for particular expenditures/expenses to the funds that initially paid for them are not presented on the financial statements.

R. Pensions

For purposes of measuring the net pension liability, deferred outflows of resources and deferred inflows of resources related to pensions, and pension expense, information about the fiduciary net position of the pension plans and additions to/deductions from their fiduciary net position have been determined on the same basis as they are reported by the pension systems. For this purpose, benefit payments (including refunds of employee contributions) are recognized when due and payable in accordance with the benefit terms. The pension systems report investments at fair value.

S. Extraordinary and Special Items

Extraordinary items are transactions or events that are both unusual in nature and infrequent in occurrence. Special items are transactions or events that are within the control of the District and that are either unusual in nature or infrequent in occurrence. Neither type of transaction occurred during fiscal year 2017.

**LOGAN ELM LOCAL SCHOOL DISTRICT
PICKAWAY COUNTY, OHIO**

NOTES TO THE BASIC FINANCIAL STATEMENTS
FOR THE FISCAL YEAR ENDED JUNE 30, 2017

NOTE 2 - SUMMARY OF SIGNIFICANT ACCOUNTING POLICIES - (Continued)

T. Fair Market Value

The District categorizes its fair value measurements within the fair value hierarchy established by generally accepted accounting principles. The hierarchy is based on the valuation inputs used to measure the fair value of the asset. Level 1 inputs are quoted prices in active markets for identical assets; Level 2 inputs are significant other observable inputs; Level 3 inputs are significant unobservable inputs.

NOTE 3 - ACCOUNTABILITY AND COMPLIANCE

A. Change in Accounting Principles

For fiscal year 2017, the District has implemented GASB Statement No. 77, “*Tax Abatement Disclosures*”, GASB Statement No. 78, “*Pensions Provided Through Certain Multiple-Employer Defined Benefit Pension Plans*”, GASB Statement No. 80, “*Blending Requirements for Certain Component Units - An Amendment of GASB Statement No. 14*” and GASB Statement No. 82, “*Pension Issues - An Amendment of GASB Statements No. 67, No. 68 and No. 73*”.

GASB Statement No. 77 requires governments that enter into tax abatement agreements to disclose certain information about the agreement. GASB Statement No. 77 also requires disclosures related to tax abatement agreements that have been entered into by other governments that reduce the reporting government’s tax revenues. The implementation of GASB Statement No. 77 did not have an effect on the financial statements as the District does not have any material tax abatements.

GASB Statement No. 78 establishes accounting and financial reporting standards for defined benefit pensions provided to the employees of state or local governmental employers through a cost-sharing multiple-employer defined benefit pension plan (cost-sharing pension plan) that meets the criteria in paragraph 4 of Statement 68 and that (a) is not a state or local governmental pension plan, (b) is used to provide defined benefit pensions both to employees of state or local governmental employers and to employees of employers that are not state or local governmental employers, and (c) has no predominant state or local governmental employer (either individually or collectively with other state or local governmental employers that provide pensions through the pension plan). The implementation of GASB Statement No. 78 did not have an effect on the financial statements of the District.

GASB Statement No. 80 improves the financial reporting by clarifying the financial statement presentation requirements for certain component units. This Statement applies to component units that are organized as not-for-profit corporations in which the primary government is the sole corporate member. The implementation of GASB Statement No. 80 did not have an effect on the financial statements of the District.

GASB Statement No. 82 addresses issues regarding (1) the presentation of payroll-related measures in required supplementary information, (2) the selection of assumptions and the treatment of deviations from the guidance in an Actuarial Standard of Practice for financial reporting purposes, and (3) the classification of payments made by employers to satisfy employee (plan member) contribution requirements. The implementation of GASB Statement No. 82 did not have an effect on the financial statements of the District.

**LOGAN ELM LOCAL SCHOOL DISTRICT
PICKAWAY COUNTY, OHIO**

NOTES TO THE BASIC FINANCIAL STATEMENTS
FOR THE FISCAL YEAR ENDED JUNE 30, 2017

NOTE 3 - ACCOUNTABILITY AND COMPLIANCE - (Continued)

B. Deficit Fund Balances

Fund balances at June 30, 2017 included the following individual deficit unassigned balances:

<u>Nonmajor funds</u>	<u>Deficit</u>
Public school preschool	\$ 8,439
Title VI-B	24,736
Title I	30,768
IDEA preschool for the handicapped	1,120
Improving teacher quality	8,282

The general fund is liable for any unassigned deficit in these funds and provides transfers when cash is required, not when accruals occur. The unassigned deficit fund balances resulted from adjustments for accrued liabilities.

NOTE 4 - DEPOSITS AND INVESTMENTS

State statutes classify monies held by the District into three categories.

Active deposits are public deposits necessary to meet current demands on the treasury. Such monies must be maintained either as cash in the District treasury, in commercial accounts payable or withdrawable on demand, including negotiable order of withdrawal (NOW) accounts, or in money market deposit accounts.

Inactive deposits are public deposits that the Board of Education has identified as not required for use within the current five-year period of designation of depositories. Inactive deposits must either be evidenced by certificates of deposit maturing not later than the end of the current period of designation of depositories, or by savings or deposit accounts including, but not limited to, passbook accounts.

Interim deposits are deposits of interim monies. Interim monies are those monies which are not needed for immediate use, but which will be needed before the end of the current period of designation of depositories. Interim deposits must be evidenced by time certificates of deposit maturing not more than one year from the date of deposit or by savings or deposit accounts including passbook accounts.

Interim monies may be deposited or invested in the following securities:

1. United States Treasury Notes, Bills, Bonds, or any other obligation or security issued by the United States Treasury or any other obligation guaranteed as to principal and interest by the United States;
2. Bonds, notes, debentures, or any other obligations or securities issued by any federal government agency or instrumentality, including, but not limited to, the Federal National Mortgage Association, Federal Home Loan Bank, Federal Farm Credit Bank, Federal Home Loan Mortgage Corporation, Government National Mortgage Association, and Student Loan Marketing Association. All federal agency securities shall be direct issuances of federal government agencies or instrumentalities;

**LOGAN ELM LOCAL SCHOOL DISTRICT
PICKAWAY COUNTY, OHIO**

NOTES TO THE BASIC FINANCIAL STATEMENTS
FOR THE FISCAL YEAR ENDED JUNE 30, 2017

NOTE 4 - DEPOSITS AND INVESTMENTS - (Continued)

3. Written repurchase agreements in the securities listed above provided that the market value of the securities subject to the repurchase agreement must exceed the principal value of the agreement by at least two percent and be marked to market daily, and that the term of the agreement must not exceed thirty days;
4. Bonds and other obligations of the State of Ohio;
5. No-load money market mutual funds consisting exclusively of obligations described in item 1 or 2 of this section and repurchase agreements secured by such obligations, provided that investments in securities described in this division are made only through eligible institutions;
6. The State Treasurer's investment pool (STAR Ohio);
7. Certain banker's acceptance and commercial paper notes for a period not to exceed one hundred eighty days from the purchase date in an amount not to exceed twenty-five percent of the interim monies available for investment at any one time; and,
8. Under limited circumstances, corporate debt interests rated in either of the two highest classifications by at least two nationally recognized rating agencies.

Protection of the District's deposits is provided by the Federal Deposit Insurance Corporation (FDIC), by eligible securities pledged by the financial institution as security for repayment, by surety company bonds deposited with the Treasurer by the financial institution or by a single collateral pool established by the financial institution to secure the repayment of all public monies deposited with the institution.

Investments in stripped principal or interest obligations, reverse repurchase agreements and derivatives are prohibited. The issuance of taxable notes for the purpose of arbitrage, the use of leverage and short selling are also prohibited. An investment must mature within five years from the date of purchase unless matched to a specific obligation or debt of the District, and must be purchased with the expectation that it will be held to maturity. Investments may only be made through specified dealers and institutions. Payment for investments may be made only upon delivery of the securities representing the investments to the Treasurer or, if the securities are not represented by a certificate, upon receipt of confirmation of transfer from the custodian.

A. Deposits with Financial Institutions

At June 30, 2017, the carrying amount of all District deposits was \$5,709,316. Based on the criteria described in GASB Statement No. 40, "*Deposits and Investment Risk Disclosures*", as of June 30, 2017, \$5,377,230 of the District's bank balance of \$5,734,229 was exposed to custodial risk as discussed below, while \$356,999 was covered by the FDIC.

**LOGAN ELM LOCAL SCHOOL DISTRICT
PICKAWAY COUNTY, OHIO**

NOTES TO THE BASIC FINANCIAL STATEMENTS
FOR THE FISCAL YEAR ENDED JUNE 30, 2017

NOTE 4 - DEPOSITS AND INVESTMENTS - (Continued)

Custodial credit risk is the risk that, in the event of bank failure, the District's deposits may not be returned. All deposits are collateralized with eligible securities in amounts equal to at least 105% of the carrying value of the deposits. Such collateral, as permitted by the Ohio Revised Code, is held in single financial institution collateral pools at Federal Reserve Banks, or at member banks of the federal reserve system, in the name of the respective depository bank and pledged as a pool of collateral against all of the public deposits it holds or as specific collateral held at the Federal Reserve Bank in the name of the District. The District has no deposit policy for custodial credit risk beyond the requirements of State statute. Although the securities were held by the pledging institutions' trust department and all statutory requirements for the deposit of money had been followed, noncompliance with federal requirements could potentially subject the District to a successful claim by the FDIC.

B. Investments

As of June 30, 2017, the District had the following investments and maturities:

Investment type	Measurement Amount	Investment Maturities				
		6 months or less	7 to 12 months	13 to 18 months	19 to 24 months	Greater than 24 months
<i>Fair Value:</i>						
FHLB	\$ 799,294	\$ 799,294	\$ -	\$ -	\$ -	\$ -
FHLMC	1,547,695	-	-	-	926,133	621,562
FNMA	2,482,405	-	797,265	697,514	-	987,626
FFCB	302,978	-	-	-	302,978	-
FHLB Discount note	776,913	-	776,913	-	-	-
Negotiable CDs	2,337,109	248,045	-	743,643	-	1,345,421
U.S. Government money market fund	31,494	31,494	-	-	-	-
<i>Amortized Cost:</i>						
STAR Ohio	1,110,187	1,110,187	-	-	-	-
Total	\$ 9,388,075	\$ 2,189,020	\$ 1,574,178	\$ 1,441,157	\$ 1,229,111	\$ 2,954,609

The weighted average maturity of investments is 1.53 years.

The District's investments in U.S. Government money market accounts are valued using quoted market prices in active markets (Level 1 inputs). The District's investments in federal agency securities (FHLB, FHLMC, FNMA and FHLB discount notes), and negotiable CDs are valued using quoted prices in markets that are not considered to be active, dealer quotations or alternative pricing sources for similar assets or liabilities for which all significant inputs are observable, either directly or indirectly (Level 2 inputs).

Interest Rate Risk: As a means of limiting its exposure to fair value losses arising from rising interest rates and according to State law, the District's investment policy limits investment portfolio maturities to five years or less.

**LOGAN ELM LOCAL SCHOOL DISTRICT
PICKAWAY COUNTY, OHIO**

NOTES TO THE BASIC FINANCIAL STATEMENTS
FOR THE FISCAL YEAR ENDED JUNE 30, 2017

NOTE 4 - DEPOSITS AND INVESTMENTS - (Continued)

Credit Risk: STAR Ohio carries a rating of AAAM by Standard & Poor's. Ohio law requires that STAR Ohio maintain the highest rating provided by at least one nationally recognized standard rating service. The District's investments in federal agency securities (FHLB, FHLMC, FNMA and FFCB) and federal agency discount notes (FHLB) were rated AA+ and Aaa and A-1+ and P-1, respectively, by Standard & Poor's and Moody's Investor Services, respectively. The District's investments in negotiable CDs and U.S. Government money market funds were not rated. The negotiable CDs were fully insured by FDIC. The District's investment policy does not specifically address credit risk beyond requiring the District to only invest in securities authorized by State statute.

Custodial Credit Risk: For an investment, custodial credit risk is the risk that, in the event of the failure of the counterparty, the District will not be able to recover the value of its investments or collateral securities that are in the possession of an outside party. The federal agency securities and U.S. Treasury bills are exposed to custodial credit risk in that they are uninsured, unregistered and held by the counterparty's trust department or agent, but not in the District's name. The District has no investment policy dealing with investment custodial risk beyond the requirement in State statute that prohibits payment for investments prior to the delivery of the securities representing such investments to the Treasurer or qualified trustee.

Concentration of Credit Risk: The District places no limit on the amount that may be invested in any one issuer. The following table includes the percentage of each investment type held by the District at June 30, 2017:

<u>Investment type</u>	Measurement	
	<u>Amount</u>	<u>% of Total</u>
<i>Fair Value:</i>		
FHLB	\$ 799,294	8.51
FHLMC	1,547,695	16.49
FNMA	2,482,405	26.44
FFCB	302,978	3.23
FHLB Discount note	776,913	8.27
Negotiable CDs	2,337,109	24.89
U.S. Government money market	31,494	0.34
<i>Amortized Cost:</i>		
STAR Ohio	<u>1,110,187</u>	<u>11.83</u>
Total	<u>\$ 9,388,075</u>	<u>100.00</u>

**LOGAN ELM LOCAL SCHOOL DISTRICT
PICKAWAY COUNTY, OHIO**

NOTES TO THE BASIC FINANCIAL STATEMENTS
FOR THE FISCAL YEAR ENDED JUNE 30, 2017

NOTE 4 - DEPOSITS AND INVESTMENTS - (Continued)

C. Reconciliation of Cash and Investments to the Statement of Net Position

The following is a reconciliation of cash and investments as reported in the note above to cash and investments as reported on the statement of net position as of June 30, 2017:

<u>Cash and investments per note</u>	
Carrying amount of deposits	\$ 5,709,316
Investments	<u>9,388,075</u>
Total	<u>\$ 15,097,391</u>
 <u>Cash and investments per statement of net position</u>	
Governmental activities	\$ 15,018,381
Private-purpose trust fund	25,323
Agency funds	<u>53,687</u>
Total	<u>\$ 15,097,391</u>

NOTE 5 - INTERFUND TRANSACTIONS

A. Interfund transfers for the fiscal year 2017 consisted of the following, as reported on the fund statements:

	<u>Amount</u>
<u>Transfers from general fund to:</u>	
Capital projects	\$ 1,000,000
Food service nonmajor governmental fund	<u>25,000</u>
Total transfers	<u>\$ 1,025,000</u>

Transfers are used to move revenues from the fund that statute or budget required to collect them to the fund that statute or budget requires to expend them and to use unrestricted revenues collected in the general fund to finance various programs accounted for in other funds in accordance with budgetary authorizations. Interfund transfers between governmental funds are eliminated for reporting in the statement of activities. All transfers were made in compliance with Ohio Revised Code Sections 5705.14, 5705.15 and 5705.16.

B. Interfund balances at June 30, 2017, as reported on the fund financial statements, consist of the following amounts due to/from other funds:

<u>Receivable fund</u>	<u>Payable funds</u>	<u>Amount</u>
General	Nonmajor special revenue:	
	Title I	\$ 1,743
	Improving teacher quality	<u>13</u>
Total due to/due from other funds		<u>\$ 1,756</u>

**LOGAN ELM LOCAL SCHOOL DISTRICT
PICKAWAY COUNTY, OHIO**

**NOTES TO THE BASIC FINANCIAL STATEMENTS
FOR THE FISCAL YEAR ENDED JUNE 30, 2017**

NOTE 5 - INTERFUND TRANSACTIONS - (Continued)

The primary purpose of the due to/from other funds is to cover the negative cash balances at fiscal year-end in the nonmajor governmental funds. The interfund balances will be repaid once the anticipated revenues are received. For the Title I and improving teacher quality federal grants, cash requests were submitted before June 30, 2017 to cover the reimbursable grants.

NOTE 6 - PROPERTY TAXES

Property taxes are levied and assessed on a calendar year basis while the District fiscal year runs from July through June. First half tax collections are received by the District in the second half of the fiscal year. Second half tax distributions occur in the first half of the following fiscal year.

Property taxes include amounts levied against all real property and public utility property. Real property tax revenues received in calendar year 2017 represent the collection of calendar year 2016 taxes. Real property taxes received in calendar year 2017 were levied after April 1, 2016, on the assessed values as of January 1, 2016, the lien date. Assessed values for real property taxes are established by State statute at 35 percent of appraised market value. Real property taxes are payable annually or semiannually. If paid annually, payment is due December 31; if paid semiannually, the first payment is due December 31, with the remainder payable by June 20. Under certain circumstances, State statute permits alternate payment dates to be established. Public utility property tax revenues received in calendar year 2017 represent the collection of calendar year 2016 taxes. Public utility real and personal property taxes received in calendar year 2017 became a lien on December 31, 2015, were levied after April 1, 2016, and are collected with real property taxes. Public utility real property is assessed at 35 percent of true value; public utility tangible personal property is currently assessed at varying percentages of true value.

The District receives property taxes from Pickaway and Hocking Counties. The County Auditors periodically advance to the District its portion of the taxes collected. Second-half real property tax payments collected by the County by June 30, 2017, are available to finance fiscal year 2017 operations. The amount available as an advance at June 30, 2017 was \$1,211,058 in the general fund. This amount is recorded as revenue. The amount available for advance at June 30, 2016 was \$729,229 in the general fund. The amount of second-half real property taxes available for advance at fiscal year-end can vary based on the date the tax bills are sent.

Accrued property taxes receivable includes real property, public utility property and delinquent tangible personal property taxes which are measurable as of June 30, 2017 and for which there is an enforceable legal claim. Although total property tax collections for the next fiscal year are measurable, only the amount of real property taxes available as an advance at June 30 was levied to finance current fiscal year operations and is reported as revenue at fiscal year-end. The portion of the receivable not levied to finance current fiscal year operations is offset by a credit to deferred inflows.

On the accrual basis of accounting, collectible delinquent property taxes have been recorded as a receivable and revenue, while on a modified accrual basis of accounting the revenue has been reported as a deferred inflow.

**LOGAN ELM LOCAL SCHOOL DISTRICT
PICKAWAY COUNTY, OHIO**

NOTES TO THE BASIC FINANCIAL STATEMENTS
FOR THE FISCAL YEAR ENDED JUNE 30, 2017

NOTE 6 - PROPERTY TAXES - (Continued)

The assessed values upon which the fiscal year 2017 taxes were collected are:

	2016 Second Half Collections		2017 First Half Collections	
	<u>Amount</u>	<u>Percent</u>	<u>Amount</u>	<u>Percent</u>
Agricultural/residential and other real estate	\$ 316,598,050	94.51	\$ 321,157,050	94.18
Public utility personal	<u>18,374,330</u>	<u>5.49</u>	<u>19,862,410</u>	<u>5.82</u>
Total	<u>\$ 334,972,380</u>	<u>100.00</u>	<u>\$ 341,019,460</u>	<u>100.00</u>
Tax rate per \$1,000 of assessed valuation	\$37.61		\$38.55	

NOTE 7 - INCOME TAX

On November 2, 2010, District voters approved a replacement of the 1 percent income tax with a 1 percent income tax on earned income for five years. In 2015 District voters approved an additional five-year income tax levy. The District levies a voted tax of 1 percent for general operations on the income of residents and of estates. Employers of residents are required to withhold income tax on compensation and remit the tax to the state. Taxpayers are required to file an annual return. The state makes quarterly distributions to the District after withholding amounts for administrative fees and estimated refunds. Income tax revenue credited to the general fund totaled \$2,543,507 in fiscal year 2017.

NOTE 8 - RECEIVABLES

Receivables at June 30, 2017 consisted of property taxes, income taxes, accounts (billings for user charged services and student fees), accrued interest, and intergovernmental grants and entitlements. All receivables are considered collectible in full due to the ability to foreclose for the nonpayment of taxes, the stable condition of State programs and the current year guarantee of federal funds. A summary of the principal items of receivables reported on the statement of net position follows:

Governmental activities:	
Property taxes	\$ 7,475,443
Income taxes	942,389
Accounts	29,727
Accrued interest	18,217
Intergovernmental	<u>526,688</u>
Total	<u>\$ 8,992,464</u>

Receivables have been disaggregated on the face of the financial statements. All receivables are expected to be collected within one year.

**LOGAN ELM LOCAL SCHOOL DISTRICT
PICKAWAY COUNTY, OHIO**

NOTES TO THE BASIC FINANCIAL STATEMENTS
FOR THE FISCAL YEAR ENDED JUNE 30, 2017

NOTE 9 - CAPITAL ASSETS

Capital asset activity for the fiscal year ended June 30, 2017 was as follows.

	Balance 6/30/16	Additions	Disposals	Balance 6/30/17
Governmental activities:				
<i>Capital assets, not being depreciated:</i>				
Land	\$ 210,029	\$ -	\$ -	\$ 210,029
Construction in progress	-	177,789	-	177,789
Total capital assets, not being depreciated	<u>210,029</u>	<u>177,789</u>	<u>-</u>	<u>387,818</u>
<i>Capital assets, being depreciated:</i>				
Land improvements	1,475,878	-	-	1,475,878
Buildings and improvements	5,034,474	-	-	5,034,474
Furniture and equipment	2,414,406	67,763	-	2,482,169
Vehicles	2,211,225	149,831	-	2,361,056
Total capital assets, being depreciated	<u>11,135,983</u>	<u>217,594</u>	<u>-</u>	<u>11,353,577</u>
<i>Less: accumulated depreciation:</i>				
Land improvements	(1,264,956)	(49,138)	-	(1,314,094)
Buildings and improvements	(2,966,559)	(55,701)	-	(3,022,260)
Furniture and equipment	(2,110,198)	(65,120)	-	(2,175,318)
Vehicles	(1,736,800)	(128,047)	-	(1,864,847)
Total accumulated depreciation	<u>(8,078,513)</u>	<u>(298,006)</u>	<u>-</u>	<u>(8,376,519)</u>
Governmental activities capital assets, net	<u>\$ 3,267,499</u>	<u>\$ 97,377</u>	<u>\$ -</u>	<u>\$ 3,364,876</u>

Depreciation expense was charged to governmental functions as follows:

<u>Instruction:</u>	
Regular	\$ 66,736
Special	11,831
Vocational	1,474
<u>Support services:</u>	
Pupil	1,195
Instructional staff	2,306
Administration	1,557
Fiscal	145
Operations and maintenance	25,805
Pupil transportation	132,695
Central	7,860
Extracurricular activities	4,562
Food service operations	41,840
Total depreciation expense	<u>\$ 298,006</u>

**LOGAN ELM LOCAL SCHOOL DISTRICT
PICKAWAY COUNTY, OHIO**

NOTES TO THE BASIC FINANCIAL STATEMENTS
FOR THE FISCAL YEAR ENDED JUNE 30, 2017

NOTE 10 - CAPITAL LEASE OBLIGATION - LESEE DISCLOSURE

During fiscal year 2016, the District entered into a capitalized lease agreement for copier equipment. This lease agreement met the criteria of capital leases as defined by GAAP, which defines a capital lease generally as one which transfers benefits and risks of ownership to the lessee. Capital lease payments have been reclassified and are reflected as debt service expenditures in the financial statements for the governmental funds. These expenditures are reported as function expenditures on the budgetary statement.

The capital lease consisting of equipment has been capitalized in the amount of \$149,117 in the statement of net position. This amount represents the present value of the minimum lease payments at the time of acquisition. Accumulated depreciation as of June 30, 2017 was \$59,646, leaving a current book value of \$89,471. A corresponding liability is recorded in the government-wide financial statements. Principal payments in fiscal year 2017 totaled \$27,769 paid by the general fund.

The following is a schedule of the future long-term minimum lease payments required under the capital lease and the present value of the future minimum lease payments as of June 30, 2017:

<u>Fiscal Year Ending June 30,</u>	<u>Amount</u>
2018	\$ 34,461
2019	34,461
2020	34,461
2021	<u>5,745</u>
Total minimum lease payments	109,128
Less: amount representing interest	<u>(9,717)</u>
Total	<u>\$ 99,411</u>

NOTE 11 - LONG-TERM OBLIGATIONS

A. The District's long-term obligations during the year consist of the following.

	<u>Balance</u>	<u>Additions</u>	<u>Reductions</u>	<u>Balance</u>	<u>Amounts</u>
	<u>6/30/16</u>			<u>6/30/17</u>	<u>Due in</u>
					<u>One Year</u>
Governmental activities:					
Compensated absences	\$ 1,240,886	\$ 341,072	\$ (168,202)	\$ 1,413,756	\$ 177,070
Capital lease obligation	127,180	-	(27,769)	99,411	29,435
Net pension liability	<u>25,967,096</u>	<u>5,426,821</u>	<u>-</u>	<u>31,393,917</u>	<u>-</u>
Total governmental activities long-term liabilities	<u>\$ 27,335,162</u>	<u>\$ 5,767,893</u>	<u>\$ (195,971)</u>	<u>\$ 32,907,084</u>	<u>\$ 206,505</u>

Compensated absences will be paid from the fund which the employee's salaries are paid.

See Note 10 for detail on the capital lease obligation and Note 14 for detail of the net pension liability.

**LOGAN ELM LOCAL SCHOOL DISTRICT
PICKAWAY COUNTY, OHIO**

NOTES TO THE BASIC FINANCIAL STATEMENTS
FOR THE FISCAL YEAR ENDED JUNE 30, 2017

NOTE 11 - LONG-TERM OBLIGATIONS

B. Legal Debt Margin

The Ohio Revised Code provides that voted net general obligation debt of the District shall never exceed 9% of the total assessed valuation of the District. The code further provides that unvoted indebtedness shall not exceed 1/10 of 1% of the property valuation of the District. The code additionally states that unvoted indebtedness related to energy conservation debt shall not exceed 9/10 of 1% of the property valuation of the District. The assessed valuation used in determining the District's legal debt margin has been modified by House Bill 530 which became effective March 30, 2006. In accordance with House Bill 530, the assessed valuation used in the District's legal debt margin calculation excluded tangible personal property used in business, telephone or telegraph property, interexchange telecommunications company property, and personal property owned or leased by a railroad company and used in railroad operations. The effects of these debt limitations at June 30, 2017, are a voted debt margin of \$30,691,751 and an unvoted debt margin of \$341,019.

NOTE 12 - COMPENSATED ABSENCES

The criteria for determining vested vacation and sick leave components are derived from negotiated agreements and State laws. Administrators and classified staff earn ten to thirty days of vacation per year, depending upon length of service and position. Accumulated, unused vacation time is paid to classified employees and administrators upon termination of employment. Teachers do not earn vacation time. Teachers, administrators, and classified employees earn sick leave at the rate of one and one-fourth days per month. Upon retirement, payment is made for one-fourth of accrued, but unused sick leave credit to a maximum of 50 days.

NOTE 13 - RISK MANAGEMENT

A. General Risk

The District is exposed to various risks of loss related to torts, theft of, damage to, and destruction of assets, errors and omissions, injuries to employees and natural disasters. During fiscal year 2017, the District contracted with Catlin Indemnity Company for liability, property, fleet, crime, and inland marine coverage. The District also purchases faithful performance bonds from Travelers Casualty and Surety Company of America. Coverage provided at June 30, 2017 is as follows:

Building and Contents (\$1,000 deductible)	\$44,443,386
Inland Marine (\$500 deductible)	100,000
Automobile Liability (\$500 deductible)	1,000,000
Crime (\$500 deductible)	
Employee Theft	50,000
Forgery or Alteration	50,000
Inside the Premises - Theft of Money and Securities	25,000
Outside the Premises - Theft of Money and Securities	25,000
General Liability	
Aggregate	2,000,000
Per Occurrence	1,000,000

**LOGAN ELM LOCAL SCHOOL DISTRICT
PICKAWAY COUNTY, OHIO**

NOTES TO THE BASIC FINANCIAL STATEMENTS
FOR THE FISCAL YEAR ENDED JUNE 30, 2017

NOTE 13 - RISK MANAGEMENT - (Continued)

Employer's Liability - Stop Gap Coverage Endorsement (\$5,000 deductible)	
Aggregate	\$2,000,000
Each Wrongful Act	1,000,000
Bodily Injury by Accident	1,000,000
Bodily Injury by Disease	1,000,000
Educational Legal Liability	
Aggregate	2,000,000
Each Injury	1,000,000
Excess Liability Coverage	
Aggregate	1,000,000
Per Occurrence	1,000,000
Public Official Bonds	
Treasurer	50,000
Superintendent / Board President (each)	20,000

Settled claims have not exceeded this commercial coverage in any of the past three years. There has been no significant reduction in coverage from the prior year.

B. Health Care and Dental Insurance Benefits

The District offers health care and dental benefits to employees through the PCPEBP, a public entity shared risk pool, currently operating as a common risk management and insurance program for 4 member school districts. The PCPEBP was organized to provide health care benefits and dental insurance benefits to its members.

The District pays 90% of the health care insurance premiums for all full-time employees. This percentage is pro-rated for part-time employees. The health care coverage is administered by United Healthcare, a third party administrator. The stop-loss coverage is \$175,000 per covered person and an aggregate of \$1,000,000.

C. Life Insurance

The District provides life insurance for all full-time employees based on negotiated agreements, Board policy, and individual contracts. Life insurance is purchased through META.

**LOGAN ELM LOCAL SCHOOL DISTRICT
PICKAWAY COUNTY, OHIO**

NOTES TO THE BASIC FINANCIAL STATEMENTS
FOR THE FISCAL YEAR ENDED JUNE 30, 2017

NOTE 13 - RISK MANAGEMENT - (Continued)

D. Workers' Compensation

The District participates in the Ohio SchoolComp Workers' Compensation Group Rating Plan (GRP). SchoolComp contracts with CompManagement, Inc. to provide an insurance purchasing pool for workers compensation. The intent of the pool is to achieve the benefit of a reduced premium for the District by virtue of grouping and representation with other participants in the pool. The workers compensation experience of the participating school districts is calculated as on experience and a common premium rate is applied to all school districts in the pool. Each participant pays this rate. Total savings is then calculated and each participant's individual performance is compared to the overall savings percentage of the pool. A participant will then either receive money from or be required to contribute to the pool. This equity pooling arrangement insures that each participant shares equally in the overall performance of the pool. Participation in the pool is limited to school districts that can meet the pool's selection criteria. CompManagement provides administrative cost control and actuarial services to Ohio SchoolComp.

NOTE 14 - DEFINED BENEFIT PENSION PLANS

Net Pension Liability

The net pension liability reported on the statement of net position represents a liability to employees for pensions. Pensions are a component of exchange transactions - between an employer and its employees - of salaries and benefits for employee services. Pensions are provided to an employee - on a deferred-payment basis - as part of the total compensation package offered by an employer for employee services each financial period. The obligation to sacrifice resources for pensions is a present obligation because it was created as a result of employment exchanges that already have occurred.

The net pension liability represents the District's proportionate share of each pension plan's collective actuarial present value of projected benefit payments attributable to past periods of service, net of each pension plan's fiduciary net position. The net pension liability calculation is dependent on critical long-term variables, including estimated average life expectancies, earnings on investments, cost of living adjustments and others. While these estimates use the best information available, unknowable future events require adjusting this estimate annually.

The Ohio Revised Code limits the District's obligation for this liability to annually required payments. The District cannot control benefit terms or the manner in which pensions are financed; however, the District does receive the benefit of employees' services in exchange for compensation including pension.

GASB 68 assumes the liability is solely the obligation of the employer, because (1) they benefit from employee services; and (2) State statute requires all funding to come from these employers. All contributions to date have come solely from these employers (which also includes costs paid in the form of withholdings from employees). State statute requires the pension plans to amortize unfunded liabilities within 30 years. If the amortization period exceeds 30 years, each pension plan's board must propose corrective action to the State legislature. Any resulting legislative change to benefits or funding could significantly affect the net pension liability. Resulting adjustments to the net pension liability would be effective when the changes are legally enforceable.

**LOGAN ELM LOCAL SCHOOL DISTRICT
PICKAWAY COUNTY, OHIO**

NOTES TO THE BASIC FINANCIAL STATEMENTS
FOR THE FISCAL YEAR ENDED JUNE 30, 2017

NOTE 14 - DEFINED BENEFIT PENSION PLANS - (Continued)

The proportionate share of each plan’s unfunded benefits is presented as a long-term *net pension liability* on the accrual basis of accounting. Any liability for the contractually-required pension contribution outstanding at the end of the year is included in pension and postemployment benefits payable on both the accrual and modified accrual bases of accounting.

Plan Description - School Employees Retirement System (SERS)

Plan Description – District non-teaching employees participate in SERS, a cost-sharing multiple-employer defined benefit pension plan administered by SERS. SERS provides retirement, disability and survivor benefits, annual cost-of-living adjustments, and death benefits to plan members and beneficiaries. Authority to establish and amend benefits is provided by Ohio Revised Code Chapter 3309. SERS issues a publicly available, stand-alone financial report that includes financial statements, required supplementary information and detailed information about SERS’ fiduciary net position. That report can be obtained by visiting the SERS website at www.ohsers.org under Employers/Audit Resources.

Age and service requirements for retirement are as follows:

	Eligible to Retire on or before August 1, 2017 *	Eligible to Retire after August 1, 2017
Full Benefits	Any age with 30 years of service credit	Age 67 with 10 years of service credit; or Age 57 with 30 years of service credit
Actuarially Reduced Benefits	Age 60 with 5 years of service credit Age 55 with 25 years of service credit	Age 62 with 10 years of service credit; or Age 60 with 25 years of service credit

* Members with 25 years of service credit as of August 1, 2017, will be included in this plan.

Annual retirement benefits are calculated based on final average salary multiplied by a percentage that varies based on year of service; 2.2 percent for the first thirty years of service and 2.5 percent for years of service credit over 30. Final average salary is the average of the highest three years of salary.

One year after an effective benefit date, a benefit recipient is entitled to a three percent cost-of-living adjustment (COLA). This same COLA is added each year to the base benefit amount on the anniversary date of the benefit.

Funding Policy – Plan members are required to contribute 10 percent of their annual covered salary and the District is required to contribute 14 percent of annual covered payroll. The contribution requirements of plan members and employers are established and may be amended by the SERS’ Retirement Board up to statutory maximum amounts of 10 percent for plan members and 14 percent for employers. The Retirement Board, acting with the advice of the actuary, allocates the employer contribution rate among four of the System’s funds (Pension Trust Fund, Death Benefit Fund, Medicare B Fund, and Health Care Fund). For the fiscal year ended June 30, 2016, the entire 14 percent was allocated to pension, death benefits, and Medicare B and no portion of the employer contribution rate was allocated to the Health Care Fund.

**LOGAN ELM LOCAL SCHOOL DISTRICT
PICKAWAY COUNTY, OHIO**

NOTES TO THE BASIC FINANCIAL STATEMENTS
FOR THE FISCAL YEAR ENDED JUNE 30, 2017

NOTE 14 - DEFINED BENEFIT PENSION PLANS - (Continued)

The District's contractually required contribution to SERS was \$353,708 for fiscal year 2017. Of this amount, \$23,455 is reported as pension and postemployment benefits payable.

Plan Description - State Teachers Retirement System (STRS)

Plan Description - District licensed teachers and other faculty members participate in STRS Ohio, a cost-sharing multiple-employer public employee retirement system administered by STRS. STRS provides retirement and disability benefits to members and death and survivor benefits to beneficiaries. STRS issues a stand-alone financial report that includes financial statements, required supplementary information and detailed information about STRS' fiduciary net position. That report can be obtained by writing to STRS, 275 E. Broad St., Columbus, OH 43215-3771, by calling (888) 227-7877, or by visiting the STRS Web site at www.strsoh.org.

New members have a choice of three retirement plans; a Defined Benefit (DB) Plan, a Defined Contribution (DC) Plan and a Combined Plan. Benefits are established by Ohio Revised Code Chapter 3307. The DB plan offers an annual retirement allowance based on final average salary multiplied by a percentage that varies based on years of service. Effective August 1, 2015, the calculation will be 2.2 percent of final average salary for the five highest years of earnings multiplied by all years of service. With certain exceptions, the basic benefit is increased each year by two percent of the original base benefit. For members retiring August 1, 2013, or later, the first two percent is paid on the fifth anniversary of the retirement benefit. Members are eligible to retire at age 60 with five years of qualifying service credit, or age 55 with 25 years of service, or 30 years of service regardless of age. Age and service requirements for retirement will increase effective August 1, 2015, and will continue to increase periodically until they reach age 60 with 35 years of service or age 65 with five years of service on August 1, 2026.

The DC Plan allows members to place all their member contributions and 9.5 percent of the 14 percent employer contributions into an investment account. Investment allocation decisions are determined by the member. The remaining 4.5 percent of the 14 percent employer rate is allocated to the defined benefit unfunded liability. A member is eligible to receive a retirement benefit at age 50 and termination of employment. The member may elect to receive a lifetime monthly annuity or a lump sum withdrawal.

The Combined Plan offers features of both the DB Plan and the DC Plan. In the Combined Plan, member contributions are allocated among investment choices by the member, and employer contributions are used to fund the defined benefit payment at a reduced level from the regular DB Plan. The defined benefit portion of the Combined Plan payment is payable to a member on or after age 60 with five years of services. The defined contribution portion of the account may be taken as a lump sum payment or converted to a lifetime monthly annuity at age 50.

New members who choose the DC plan or Combined Plan will have another opportunity to reselect a permanent plan during their fifth year of membership. Members may remain in the same plan or transfer to another STRS plan. The optional annuitization of a member's defined contribution account or the defined contribution portion of a member's Combined Plan account to a lifetime benefit results in STRS bearing the risk of investment gain or loss on the account. STRS has therefore included all three plan options as one defined benefit plan for GASB 68 reporting purposes.

**LOGAN ELM LOCAL SCHOOL DISTRICT
PICKAWAY COUNTY, OHIO**

NOTES TO THE BASIC FINANCIAL STATEMENTS
FOR THE FISCAL YEAR ENDED JUNE 30, 2017

NOTE 14 - DEFINED BENEFIT PENSION PLANS - (Continued)

A DB or Combined Plan member with five or more years of credited service who is determined to be disabled may qualify for a disability benefit. Eligible survivors of members who die before service retirement may qualify for monthly benefits. New members on or after July 1, 2013, must have at least ten years of qualifying service credit that apply for disability benefits. Members in the DC Plan who become disabled are entitled only to their account balance. If a member of the DC Plan dies before retirement benefits begin, the member's designated beneficiary is entitled to receive the member's account balance.

Funding Policy – Employer and member contribution rates are established by the State Teachers Retirement Board and limited by Chapter 3307 of the Ohio Revised Code. For the fiscal year ended June 30, 2017, plan members were required to contribute 14 percent of their annual covered salary. The District was required to contribute 14 percent; the entire 14 percent was the portion used to fund pension obligations. The fiscal year 2017 contribution rates were equal to the statutory maximum rates.

The District's contractually required contribution to STRS was \$1,179,054 for fiscal year 2017. Of this amount, \$196,977 is reported as pension and postemployment benefits payable.

Pension Liabilities, Pension Expense, and Deferred Outflows of Resources and Deferred Inflows of Resources Related to Pensions

The net pension liability was measured as of June 30, 2016, and the total pension liability used to calculate the net pension liability was determined by an actuarial valuation as of that date. The District's proportion of the net pension liability was based on the District's share of contributions to the pension plan relative to the contributions of all participating entities. Following is information related to the proportionate share and pension expense:

	<u>SERS</u>	<u>STRS</u>	<u>Total</u>
Proportion of the net pension liability prior measurement date	0.07730620%	0.07799642%	
Proportion of the net pension liability current measurement date	<u>0.07767810%</u>	<u>0.07680395%</u>	
Change in proportionate share	<u>0.00037190%</u>	<u>-0.00119247%</u>	
Proportionate share of the net pension liability	\$ 5,685,320	\$ 25,708,597	\$ 31,393,917
Pension expense	\$ 412,625	\$ 1,769,124	\$ 2,181,749

**LOGAN ELM LOCAL SCHOOL DISTRICT
PICKAWAY COUNTY, OHIO**

NOTES TO THE BASIC FINANCIAL STATEMENTS
FOR THE FISCAL YEAR ENDED JUNE 30, 2017

NOTE 14 - DEFINED BENEFIT PENSION PLANS - (Continued)

At June 30, 2017, the District reported deferred outflows of resources and deferred inflows of resources related to pensions from the following sources:

	<u>SERS</u>	<u>STRS</u>	<u>Total</u>
Deferred outflows of resources			
Differences between expected and actual experience	\$ 76,683	\$ 1,038,751	\$ 1,115,434
Net difference between projected and actual earnings on pension plan investments	468,956	2,134,504	2,603,460
Changes of assumptions	379,526	-	379,526
Difference between District contributions and proportionate share of contributions/ change in proportionate share	16,836	-	16,836
District contributions subsequent to the measurement date	<u>353,708</u>	<u>1,179,054</u>	<u>1,532,762</u>
Total deferred outflows of resources	<u>\$ 1,295,709</u>	<u>\$ 4,352,309</u>	<u>\$ 5,648,018</u>
Deferred inflows of resources			
Difference between District contributions and proportionate share of contributions/ change in proportionate share	<u>\$ 264,975</u>	<u>\$ 360,294</u>	<u>\$ 625,269</u>
Total deferred inflows of resources	<u>\$ 264,975</u>	<u>\$ 360,294</u>	<u>\$ 625,269</u>

\$1,532,762 reported as deferred outflows of resources related to pension resulting from District contributions subsequent to the measurement date will be recognized as a reduction of the net pension liability in the year ending June 30, 2018. Other amounts reported as deferred outflows of resources and deferred inflows of resources related to pension will be recognized in pension expense as follows:

	<u>SERS</u>	<u>STRS</u>	<u>Total</u>
Fiscal Year Ending June 30:			
2018	\$ 113,299	\$ 406,075	\$ 519,374
2019	112,962	406,075	519,037
2020	315,960	1,225,143	1,541,103
2021	<u>134,805</u>	<u>775,668</u>	<u>910,473</u>
Total	<u>\$ 677,026</u>	<u>\$ 2,812,961</u>	<u>\$ 3,489,987</u>

**LOGAN ELM LOCAL SCHOOL DISTRICT
PICKAWAY COUNTY, OHIO**

NOTES TO THE BASIC FINANCIAL STATEMENTS
FOR THE FISCAL YEAR ENDED JUNE 30, 2017

NOTE 14 - DEFINED BENEFIT PENSION PLANS - (Continued)

Actuarial Assumptions - SERS

SERS' total pension liability was determined by their actuaries in accordance with GASB Statement No. 67, as part of their annual actuarial valuation for each defined benefit retirement plan. Actuarial valuations of an ongoing plan involve estimates of the value of reported amounts (e.g., salaries, credited service) and assumptions about the probability of occurrence of events far into the future (e.g., mortality, disabilities, retirements, employment termination). Actuarially determined amounts are subject to continual review and potential modifications, as actual results are compared with past expectations and new estimates are made about the future.

Projections of benefits for financial reporting purposes are based on the substantive plan (the plan as understood by the employers and plan members) and include the types of benefits provided at the time of each valuation and the historical pattern of sharing benefit costs between the employers and plan members to that point. The projection of benefits for financial reporting purposes does not explicitly incorporate the potential effects of legal or contractual funding limitations.

Actuarial calculations reflect a long-term perspective. For a newly hired employee, actuarial calculations will take into account the employee's entire career with the employer and also take into consideration the benefits, if any, paid to the employee after termination of employment until the death of the employee and any applicable contingent annuitant. In many cases actuarial calculations reflect several decades of service with the employer and the payment of benefits after termination.

Key methods and assumptions used in calculating the total pension liability in the latest actuarial valuation, prepared as of June 30, 2016, are presented below:

Wage Inflation	3.00 percent
Future Salary Increases, including inflation	3.50 percent to 18.20 percent
COLA or Ad Hoc COLA	3 percent
Investment Rate of Return	7.50 percent net of investments expense, including inflation
Actuarial Cost Method	Entry Age Normal (level percent of payroll)

For post-retirement mortality, the table used in evaluating allowances to be paid is the RP-2014 Blue Collar Mortality Table with fully generational projection and Scale BB, with 120% of male rates and 110% of female rates used. The RP-2000 Disabled Mortality Table with 90% for male rates and 100% for female rates set back five years is used for the period after disability retirement. Special mortality tables are used for the period after disability retirement.

**LOGAN ELM LOCAL SCHOOL DISTRICT
PICKAWAY COUNTY, OHIO**

NOTES TO THE BASIC FINANCIAL STATEMENTS
FOR THE FISCAL YEAR ENDED JUNE 30, 2017

NOTE 14 - DEFINED BENEFIT PENSION PLANS - (Continued)

The actuarial assumptions used in the June 30, 2016 valuation were based on the results of an experience study that was completed June 30, 2015. As a result of the actuarial experience study, the following changes of assumptions affected the total pension liability since the prior measurement date: (a) the assumed rate of inflation was reduced from 3.25% to 3.00%, (b) payroll growth assumption was reduced from 4.00% to 3.50%, (c) assumed real wage growth was reduced from 0.75% to 0.50%, (d) Rates of withdrawal, retirement and disability were updated to reflect recent experience, (e) mortality among active members was updated to RP-2014 Blue Collar Mortality Table with fully generational projection and a five year age set-back for both males and females, (f) mortality among service retired members, and beneficiaries was updated to the following RP-2014 Blue Collar Mortality Table with fully generational projection with Scale BB, 120% of male rates, and 110% of female rates and (g) mortality among disabled members was updated to RP-2000 Disabled Mortality Table, 90% for male rates and 100% for female rates, set back five years is used for the period after disability retirement.

The long-term return expectation for the Pension Plan Investments has been determined using a building-block approach and assumes a time horizon, as defined in SERS' *Statement of Investment Policy*. A forecasted rate of inflation serves as the baseline for the return expectation. Various real return premiums over the baseline inflation rate have been established for each asset class. The long-term expected nominal rate of return has been determined by calculating a weighted average of the expected real return premiums for each asset class, adding the projected inflation rate, and adding the expected return from rebalancing uncorrelated asset classes.

The target allocation and best estimates of arithmetic real rates of return for each major assets class are summarized in the following table:

<u>Asset Class</u>	<u>Target Allocation</u>	<u>Long-Term Expected Real Rate of Return</u>
Cash	1.00 %	0.50 %
US Equity	22.50	4.75
International Equity	22.50	7.00
Fixed Income	19.00	1.50
Private Equity	10.00	8.00
Real Assets	15.00	5.00
Multi-Asset Strategies	<u>10.00</u>	3.00
Total	<u>100.00 %</u>	

Discount Rate - The total pension liability was calculated using the discount rate of 7.50 percent. The projection of cash flows used to determine the discount rate assumed the contributions from employers and from the members would be computed based on contribution requirements as stipulated by State statute. Projected inflows from investment earning were calculated using the long-term assumed investment rate of return (7.50 percent). Based on those assumptions, the plan's fiduciary net position was projected to be available to make all future benefit payments of current plan members. Therefore, the long-term expected rate of return on pension plan investments was applied to all periods of projected benefits to determine the total pension liability.

**LOGAN ELM LOCAL SCHOOL DISTRICT
PICKAWAY COUNTY, OHIO**

NOTES TO THE BASIC FINANCIAL STATEMENTS
FOR THE FISCAL YEAR ENDED JUNE 30, 2017

NOTE 14 - DEFINED BENEFIT PENSION PLANS - (Continued)

Sensitivity of the District's Proportionate Share of the Net Pension Liability to Changes in the Discount Rate - Net pension liability is sensitive to changes in the discount rate, and to illustrate the potential impact the following table presents the net pension liability calculated using the discount rate of 7.50 percent, as well as what each plan's net pension liability would be if it were calculated using a discount rate that is one percentage point lower (6.50 percent), or one percentage point higher (8.50 percent) than the current rate.

	1% Decrease (6.50%)	Current Discount Rate (7.50%)	1% Increase (8.50%)
District's proportionate share of the net pension liability	\$ 7,527,010	\$ 5,685,320	\$ 4,143,750

Actuarial Assumptions - STRS

The total pension liability in the June 30, 2016, actuarial valuation was determined using the following actuarial assumptions, applied to all periods included in the measurement:

Inflation	2.75 percent
Projected salary increases	2.75 percent at age 70 to 12.25 percent at age 20
Investment Rate of Return	7.75 percent, net of investment expenses
Cost-of-Living Adjustments (COLA)	2 percent simple applied as follows: for members retiring before August 1, 2013, 2 percent per year; for members retiring August 1, 2013, or later, 2 percent COLA paid on fifth anniversary of retirement date.

Mortality rates were based on the RP-2000 Combined Mortality Table (Projection 2022—Scale AA) for Males and Females. Males' ages are set-back two years through age 89 and no set-back for age 90 and above. Females younger than age 80 are set back four years, one year set back from age 80 through 89 and not set back from age 90 and above.

Actuarial assumptions used in the June 30, 2016, valuation are based on the results of an actuarial experience study, effective July 1, 2012.

The 10 year expected real rate of return on pension plan investments was determined by STRS' investment consultant by developing best estimates of expected future real rates of return for each major asset class. The target allocation and best estimates of geometric real rates of return for each major asset class are summarized as follows:

**LOGAN ELM LOCAL SCHOOL DISTRICT
PICKAWAY COUNTY, OHIO**

NOTES TO THE BASIC FINANCIAL STATEMENTS
FOR THE FISCAL YEAR ENDED JUNE 30, 2017

NOTE 14 - DEFINED BENEFIT PENSION PLANS - (Continued)

Asset Class	Target Allocation	Long Term Expected Real Rate of Return *
Domestic Equity	31.00 %	8.00 %
International Equity	26.00	7.85
Alternatives	14.00	8.00
Fixed Income	18.00	3.75
Real Estate	10.00	6.75
Liquidity Reserves	1.00	3.00
Total	100.00 %	7.61 %

Discount Rate - The discount rate used to measure the total pension liability was 7.75 percent as of June 30, 2016. The projection of cash flows used to determine the discount rate assumes member and employer contributions will be made at the statutory contribution rates in accordance with rate increases described above. For this purpose, only employer contributions that are intended to fund benefits of current plan members and their beneficiaries are included. Projected employer contributions that are intended to fund the service costs of future plan members and their beneficiaries, as well as projected contributions from future plan members, are not included. Based on those assumptions, STRS' fiduciary net position was projected to be available to make all projected future benefit payments to current plan members as of June 30, 2016. Therefore, the long-term expected rate of return on pension plan investments of 7.75 percent was applied to all periods of projected benefit payment to determine the total pension liability as of June 30, 2016.

Sensitivity of the District's Proportionate Share of the Net Pension Liability to Changes in the Discount Rate - The following table presents the District's proportionate share of the net pension liability calculated using the current period discount rate assumption of 7.75 percent, as well as what the District's proportionate share of the net pension liability would be if it were calculated using a discount rate that is one-percentage-point lower (6.75 percent) or one-percentage-point higher (8.75 percent) than the current rate:

	1% Decrease (6.75%)	Current Discount Rate (7.75%)	1% Increase (8.75%)
District's proportionate share of the net pension liability	\$ 34,164,637	\$ 25,708,597	\$ 18,575,429

Changes Between Measurement Date and Report Date - In March 2017, the STRS Board adopted certain assumption changes which impacted their annual actuarial valuation prepared as of July 1, 2016. The most significant changes are a reduction in the expected investment return to 7.45% from 7.75% and a change to updated generational mortality tables. Although the exact amount of these changes is not known, the impact to the District's net pension liability is expected to be significant.

**LOGAN ELM LOCAL SCHOOL DISTRICT
PICKAWAY COUNTY, OHIO**

NOTES TO THE BASIC FINANCIAL STATEMENTS
FOR THE FISCAL YEAR ENDED JUNE 30, 2017

NOTE 15 - POSTEMPLOYMENT BENEFITS

A. School Employees Retirement System

Health Care Plan Description - The District contributes to the SERS Health Care Fund, administered by SERS for non-certificated retirees and their beneficiaries. For GASB 45 purposes, this plan is considered a cost-sharing, multiple-employer, defined benefit other postemployment benefit (OPEB) plan. The Health Care Plan includes hospitalization and physicians' fees through several types of plans including HMO's, PPO's, Medicare Advantage, and traditional indemnity plans as well as a prescription drug program. The financial report of the Plan is included in the SERS Comprehensive Annual Financial Report which can be obtained on SERS' website at www.ohsers.org under Employers/Audit Resources.

Access to health care for retirees and beneficiaries is permitted in accordance with Section 3309 of the Ohio Revised Code. The Health Care Fund was established and is administered in accordance with Internal Revenue Code Section 105(e). SERS' Retirement Board reserves the right to change or discontinue any health plan or program. Health care is financed through a combination of employer contributions and retiree premiums, copays and deductibles on covered health care expenses, investment returns, and any funds received as a result of SERS' participation in Medicare programs. Active employee members do not contribute to the Health Care Plan. Retirees and their beneficiaries are required to pay a health care premium that varies depending on the plan selected, number of qualified years of service, Medicare eligibility and retirement status.

Funding Policy - State statute permits SERS to fund the health care benefits through employer contributions. Each year, after the allocation for statutorily required basic benefits, the Retirement Board allocates the remainder of the employer contribution of 14 percent of covered payroll to the Health Care Fund. For fiscal year 2017, none of the employer contribution was allocated to health care. In addition, employers pay a surcharge for employees earning less than an actuarially determined minimum compensation amount, pro-rated according to service credit earned. For fiscal year 2017, this amount was \$23,500. Statutes provide that no employer shall pay a health care surcharge greater than 2 percent of that employer's SERS-covered payroll; nor may SERS collect in aggregate more than 1.5 percent of the total statewide SERS-covered payroll for the health care surcharge. For fiscal year 2017, the District's surcharge obligation was \$41,783.

The District's contributions for health care for the fiscal years ended June 30, 2017, 2016, and 2015 were \$41,783, \$39,953, and \$59,841, respectively. The fiscal year 2017 amount has been reported as pension and postemployment benefits payable. The full amount has been contributed for fiscal years 2016 and 2015.

B. State Teachers Retirement System

Plan Description - The District participates in the cost-sharing multiple-employer defined benefit Health Plan administered by the State Teachers Retirement System of Ohio (STRS) for eligible retirees who participated in the defined benefit or combined pension plans offered by STRS. Ohio law authorizes STRS to offer this plan. Benefits include hospitalization, physicians' fees, prescription drugs and reimbursement of monthly Medicare Part B premiums. The Plan is included in the report of STRS which can be obtained by visiting www.strsoh.org or by calling (888) 227-7877.

**LOGAN ELM LOCAL SCHOOL DISTRICT
PICKAWAY COUNTY, OHIO**

NOTES TO THE BASIC FINANCIAL STATEMENTS
FOR THE FISCAL YEAR ENDED JUNE 30, 2017

NOTE 15 - POSTEMPLOYMENT BENEFITS - (Continued)

Funding Policy - Ohio law authorizes STRS Ohio to offer the Plan and gives the Retirement Board authority over how much, if any, of the health care costs will be absorbed by STRS Ohio. Active employee members do not contribute to the Plan. All benefit recipients pay a monthly premium. Under Ohio law, funding for post-employment health care may be deducted from employer contributions. For 2017, STRS Ohio did not allocate any employer contributions to the Health Care Stabilization Fund. The District's did not make any contributions for health care for the fiscal years ended June 30, 2017, 2016 and 2015.

NOTE 16 - BUDGETARY BASIS OF ACCOUNTING

While reporting financial position, results of operations, and changes in fund balance on the basis of generally accepted accounting principles (GAAP), the budgetary basis as provided by law is based upon accounting for certain transactions on a basis of cash receipts and disbursements.

The statement of revenue, expenditures and changes in fund balance - budget and actual (non-GAAP budgetary basis) presented for the general fund is presented on the budgetary basis to provide a meaningful comparison of actual results with the budget. The major differences between the budget basis and the GAAP basis are that:

- (a) Revenues and other financing sources are recorded when received in cash (budget basis) as opposed to when susceptible to accrual (GAAP basis);
- (b) Expenditures and other financing uses are recorded when paid in cash (budget basis) as opposed to when the liability is incurred (GAAP basis);
- (c) In order to determine compliance with Ohio law, and to reserve that portion of the applicable appropriation, total outstanding encumbrances (budget basis) are recorded as the equivalent of an expenditure, as opposed to assigned or committed fund balance for that portion of outstanding encumbrances not already recognized as an account payable (GAAP basis);
- (d) Investments are reported at fair value (GAAP basis) rather than cost (budget basis); and,
- (e) Some funds are included in the general fund (GAAP basis), but have separate legally adopted budgets (budget basis).

**LOGAN ELM LOCAL SCHOOL DISTRICT
PICKAWAY COUNTY, OHIO**

NOTES TO THE BASIC FINANCIAL STATEMENTS
FOR THE FISCAL YEAR ENDED JUNE 30, 2017

NOTE 16 - BUDGETARY BASIS OF ACCOUNTING - (Continued)

The adjustments necessary to convert the results of operations for the year on the budget basis to the GAAP basis for the general fund is as follows:

Net Change in Fund Balance

	General fund
Budget basis	\$ 806,864
Net adjustment for revenue accruals	417,770
Net adjustment for expenditure accruals	(116,337)
Net adjustment for other financing sources	(3,896)
Funds budgeted elsewhere	(175,061)
Adjustment for encumbrances	137,008
GAAP basis	\$ 1,066,348

Certain funds that are legally budgeted in separate special revenue funds, internal service funds and agency funds are considered part of the general fund on a GAAP basis.

NOTE 17 - CONTINGENCIES

A. Grants

The District receives significant financial assistance from numerous federal, state, and local agencies in the form of grants. The disbursement of funds received under these programs generally requires compliance with terms and conditions specified in the grant agreements and are subject to audit by the grantor agencies. Any disallowed claims resulting from such audits could become a liability of the general fund or other applicable funds; however, in the opinion of management, any such disallowed claims will not have a material effect on the financial position of the District at June 30, 2017.

B. Litigation

The District is involved in no material litigation as either plaintiff or defendant.

C. Foundation Funding

District Foundation funding is based on the annualized full-time equivalent (FTE) enrollment of each student. Effective for the 2016-2017 school year, traditional Districts must comply with minimum hours of instruction, instead of a minimum number of school days each year. The funding formula the Ohio Department of Education (ODE) is legislatively required to follow will continue to adjust as enrollment information is updated by the District, which can extend past the fiscal year-end. As a result of the fiscal year 2017 reviews, the District is due \$33 from ODE. This amount has not been included in the financial statements.

**LOGAN ELM LOCAL SCHOOL DISTRICT
PICKAWAY COUNTY, OHIO**

NOTES TO THE BASIC FINANCIAL STATEMENTS
FOR THE FISCAL YEAR ENDED JUNE 30, 2017

NOTE 18 - SET-ASIDES

The District is required by State law to annually set-aside certain general fund revenue amounts, as defined by statutory formula, for the acquisition and construction of capital improvements. Amounts not spent by the end of the fiscal year or offset by similarly restricted resources received during the year must be held in cash at fiscal year-end. This amount must be carried forward to be used for the same purpose in future years. Expenditures exceeding the set-aside requirement may not be carried forward to the next fiscal year.

The following cash-basis information describes the change in the fiscal year-end set-aside amount for capital improvements. Disclosure of this information is required by State statute.

	Capital Improvements
Set-aside balance June 30, 2016	\$ -
Current year set-aside requirement	327,750
Current year qualifying expenditures	(716,478)
Current year offsets	-
Total	\$ (388,728)
Balance carried forward to fiscal year 2018	\$ -
Set-aside balance June 30, 2017	\$ -

NOTE 19 - COMMITMENTS

The District utilizes encumbrance accounting as part of its budgetary controls. Encumbrances outstanding at year-end are reported as part of restricted, committed, or assigned classifications of fund balance. At year end, the District's commitments for encumbrances in the governmental funds were as follows:

Fund	Year-End Encumbrances
General	\$ 79,928
Capital projects	617,675
Nonmajor governmental	27,452
Total	\$ 725,055

REQUIRED SUPPLEMENTARY INFORMATION

**LOGAN ELM LOCAL SCHOOL DISTRICT
PICKAWAY COUNTY, OHIO**

SCHEDULES OF REQUIRED SUPPLEMENTARY INFORMATION

SCHEDULE OF THE DISTRICT'S PROPORTIONATE SHARE OF
THE NET PENSION LIABILITY
SCHOOL EMPLOYEES RETIREMENT SYSTEM (SERS) OF OHIO

LAST FOUR FISCAL YEARS

	<u>2017</u>	<u>2016</u>	<u>2015</u>	<u>2014</u>
District's proportion of the net pension liability	0.07767810%	0.07730620%	0.08745800%	0.08745800%
District's proportionate share of the net pension liability	\$ 5,685,320	\$ 4,411,167	\$ 4,426,200	\$ 5,200,847
District's covered-employee payroll	\$ 2,422,707	\$ 2,327,322	\$ 2,541,342	\$ 2,339,306
District's proportionate share of the net pension liability as a percentage of its covered-employee payroll	234.67%	189.54%	174.17%	222.32%
Plan fiduciary net position as a percentage of the total pension liability	62.98%	69.16%	71.70%	65.52%

Note: Information prior to 2014 was unavailable. Schedule is intended to show information for 10 years. Additional years will be displayed as they become available.

Amounts presented for each fiscal year were determined as of the District's measurement date which is the prior year-end.

**LOGAN ELM LOCAL SCHOOL DISTRICT
PICKAWAY COUNTY, OHIO**

SCHEDULES OF REQUIRED SUPPLEMENTARY INFORMATION

SCHEDULE OF THE DISTRICT'S PROPORTIONATE SHARE OF
THE NET PENSION LIABILITY
STATE TEACHERS RETIREMENT SYSTEM (STRS) OF OHIO

LAST FOUR FISCAL YEARS

	<u>2017</u>	<u>2016</u>	<u>2015</u>	<u>2014</u>
District's proportion of the net pension liability	0.76803950%	0.07799642%	0.07849527%	0.07849527%
District's proportionate share of the net pension liability	\$ 25,708,597	\$ 21,555,929	\$ 19,092,766	\$ 22,743,178
District's covered-employee payroll	\$ 7,952,421	\$ 8,260,214	\$ 8,020,054	\$ 8,062,662
District's proportionate share of the net pension liability as a percentage of its covered-employee payroll	323.28%	260.96%	238.06%	282.08%
Plan fiduciary net position as a percentage of the total pension liability	66.80%	72.10%	74.70%	69.30%

Note: Information prior to 2014 was unavailable. Schedule is intended to show information for 10 years. Additional years will be displayed as they become available.

Amounts presented for each fiscal year were determined as of the District's measurement date which is the prior year-end.

**LOGAN ELM LOCAL SCHOOL DISTRICT
PICKAWAY COUNTY, OHIO**

SCHEDULES OF REQUIRED SUPPLEMENTARY INFORMATION

SCHEDULE OF DISTRICT CONTRIBUTIONS
SCHOOL EMPLOYEES RETIREMENT SYSTEM (SERS) OF OHIO

LAST TEN FISCAL YEARS

	<u>2017</u>	<u>2016</u>	<u>2015</u>	<u>2014</u>
Contractually required contribution	\$ 353,708	\$ 339,179	\$ 306,741	\$ 352,230
Contributions in relation to the contractually required contribution	<u>(353,708)</u>	<u>(339,179)</u>	<u>(306,741)</u>	<u>(352,230)</u>
Contribution deficiency (excess)	<u>\$ -</u>	<u>\$ -</u>	<u>\$ -</u>	<u>\$ -</u>
District's covered-employee payroll	\$ 2,526,486	\$ 2,422,707	\$ 2,327,322	\$ 2,541,342
Contributions as a percentage of covered-employee payroll	14.00%	14.00%	13.18%	13.86%

<u>2013</u>	<u>2012</u>	<u>2011</u>	<u>2010</u>	<u>2009</u>	<u>2008</u>
\$ 323,760	\$ 322,001	\$ 329,767	\$ 395,145	\$ 252,196	\$ 244,936
<u>(323,760)</u>	<u>(322,001)</u>	<u>(329,767)</u>	<u>(395,145)</u>	<u>(252,196)</u>	<u>(244,936)</u>
<u>\$ -</u>	<u>\$ -</u>	<u>\$ -</u>	<u>\$ -</u>	<u>\$ -</u>	<u>\$ -</u>
\$ 2,339,306	\$ 2,394,059	\$ 2,623,445	\$ 2,918,353	\$ 2,562,967	\$ 2,494,257
13.84%	13.45%	12.57%	13.54%	9.84%	9.82%

**LOGAN ELM LOCAL SCHOOL DISTRICT
PICKAWAY COUNTY, OHIO**

SCHEDULES OF REQUIRED SUPPLEMENTARY INFORMATION

SCHEDULE OF DISTRICT CONTRIBUTIONS
STATE TEACHERS RETIREMENT SYSTEM (STRS) OF OHIO

LAST TEN FISCAL YEARS

	<u>2017</u>	<u>2016</u>	<u>2015</u>	<u>2014</u>
Contractually required contribution	\$ 1,179,054	\$ 1,113,339	\$ 1,156,430	\$ 1,042,607
Contributions in relation to the contractually required contribution	<u>(1,179,054)</u>	<u>(1,113,339)</u>	<u>(1,156,430)</u>	<u>(1,042,607)</u>
Contribution deficiency (excess)	<u>\$ -</u>	<u>\$ -</u>	<u>\$ -</u>	<u>\$ -</u>
District's covered-employee payroll	\$ 8,421,814	\$ 7,952,421	\$ 8,260,214	\$ 8,020,054
Contributions as a percentage of covered-employee payroll	14.00%	14.00%	14.00%	13.00%

<u>2013</u>	<u>2012</u>	<u>2011</u>	<u>2010</u>	<u>2009</u>	<u>2008</u>
\$ 1,048,146	\$ 1,103,797	\$ 1,211,139	\$ 1,153,107	\$ 1,141,933	\$ 1,085,052
<u>(1,048,146)</u>	<u>(1,103,797)</u>	<u>(1,211,139)</u>	<u>(1,153,107)</u>	<u>(1,141,933)</u>	<u>(1,085,052)</u>
<u>\$ -</u>	<u>\$ -</u>	<u>\$ -</u>	<u>\$ -</u>	<u>\$ -</u>	<u>\$ -</u>
\$ 8,062,662	\$ 8,490,746	\$ 9,316,454	\$ 8,870,054	\$ 8,784,100	\$ 8,346,554
13.00%	13.00%	13.00%	13.00%	13.00%	13.00%

**LOGAN ELM LOCAL SCHOOL DISTRICT
PICKAWAY COUNTY, OHIO**

NOTES TO REQUIRED SUPPLEMENTARY INFORMATION
FOR THE FISCAL YEAR ENDED JUNE 30, 2017

SCHOOL EMPLOYEES RETIREMENT SYSTEM (SERS) OF OHIO

Information about factors that significantly affect trends in the amounts reported in the schedules should be presented as notes to the schedule.

Changes in benefit terms: There were no changes in benefit terms from the amounts reported for fiscal years 2014 - 2017.

Changes in assumptions: There were no changes in methods and assumptions used in the calculation of actuarial determined contributions for fiscal years 2014-2016. For fiscal year 2017, the following changes of assumptions affected the total pension liability since the prior measurement date: (a) the assumed rate of inflation was reduced from 3.25% to 3.00%, (b) payroll growth assumption was reduced from 4.00% to 3.50%, (c) assumed real wage growth was reduced from 0.75% to 0.50%, (d) Rates of withdrawal, retirement and disability were updated to reflect recent experience, (e) mortality among active members was updated to RP-2014 Blue Collar Mortality Table with fully generational projection and a five year age set-back for both males and females, (f) mortality among service retired members, and beneficiaries was updated to the following RP-2014 Blue Collar Mortality Table with fully generational projection with Scale BB, 120% of male rates, and 110% of female rates and (g) mortality among disabled member was updated to RP-2000 Disabled Mortality Table, 90% for male rates and 100% for female rates, set back five years is used for the period after disability retirement.

STATE TEACHERS RETIREMENT SYSTEM (STRS) OF OHIO

Changes in benefit terms: There were no changes in benefit terms from the amounts reported for fiscal years 2014 - 2017.

Changes in assumptions: There were no changes in methods and assumptions used in the calculation of actuarial determined contributions for fiscal years 2014 - 2017. See the notes to the basic financial statements for the methods and assumptions in this calculation.

**LOGAN ELM LOCAL SCHOOL DISTRICT
PICKWAY COUNTY**

**SCHEDULE OF EXPENDITURES OF FEDERAL AWARDS
FOR THE YEAR ENDED JUNE 30, 2017**

FEDERAL GRANTOR <i>Pass Through Grantor</i> Program / Cluster Title	Federal CFDA Number	Pass Through Entity Identifying Number	Total Federal Expenditures
U.S. DEPARTMENT OF AGRICULTURE			
<i>Passed Through Ohio Department of Education</i>			
Child Nutrition Cluster			
Non Cash Assistance School Breakfast Program	10.553	N/A	\$ 10,135
Cash Assistance School Breakfast Program	10.553	N/A	79,917
Non Cash Assistance National School Lunch Program	10.555	N/A	39,288
Cash Assistance National School Lunch Program	10.555	N/A	309,812
Total Child Nutrition Cluster			<u>439,152</u>
Total U.S. Department of Agriculture			439,152
U.S. DEPARTMENT OF EDUCATION			
<i>Passed Through Ohio Department of Education</i>			
Title I Grants to Local Educational Agencies	84.010	N/A	442,804
Special Education Cluster:			
Special Education - Grants to States	84.027	N/A	432,912
Special Education - Preschool Grants	84.173	N/A	<u>10,862</u>
Total Special Education Cluster			443,774
Title II-A - Improving Teacher Quality	84.367	N/A	<u>105,434</u>
Total U.S. Department of Education			<u><u>\$992,012</u></u>
Total			<u><u>\$1,431,164</u></u>

**LOGAN ELM LOCAL SCHOOL DISTRICT
PICKAWAY COUNTY**

**NOTES TO THE SCHEDULE OF EXPENDITURES OF FEDERAL AWARDS
2 CFR 200.510(b)(6)
FOR THE YEAR ENDED JUNE 30, 2017**

NOTE A – BASIS OF PRESENTATION

The accompanying Schedule of Expenditures of Federal Awards (the Schedule) includes the federal award activity of Logan Elm Local School District, (the District) under programs of the federal government for the year ended June 30, 2017. The information on this Schedule is prepared in accordance with the requirements of Title 2 U.S. Code of Federal Regulations Part 200, *Uniform Administrative Requirements, Cost Principles, and Audit Requirements for Federal Awards* (Uniform Guidance). Because the Schedule presents only a selected portion of the operations of the District, it is not intended to and does not present the financial position or changes in net position of the District.

NOTE B – SUMMARY OF SIGNIFICANT ACCOUNTING POLICIES

Expenditures reported on the Schedule are reported on the cash basis of accounting. Such expenditures are recognized following the cost principles contained in Title 2 U.S. Code of Federal Regulations Part 200, *Uniform Administrative Requirements, Cost Principles, and Audit Requirements for Federal Awards*, wherein certain types of expenditures may or may not be allowable or may be limited as to reimbursement. The District has elected not to use the 10-percent de minimis indirect cost rate as allowed under the Uniform Guidance.

NOTE C - CHILD NUTRITION CLUSTER

The District commingles cash receipts from the U.S. Department of Agriculture with similar State grants. When reporting expenditures on this Schedule, the District assumes it expends federal monies first.

NOTE D – FOOD DONATION PROGRAM

The District reports commodities consumed on the Schedule at the entitlement value. The District allocated donated food commodities to the respective programs that benefitted from the use of those donated food commodities.



Dave Yost • Auditor of State

INDEPENDENT AUDITOR'S REPORT ON INTERNAL CONTROL OVER FINANCIAL REPORTING AND ON COMPLIANCE AND OTHER MATTERS REQUIRED BY *GOVERNMENT AUDITING STANDARDS*

Logan Elm Local School District
Pickaway County
9579 Tarlton Road
Circleville, Ohio 43113

To the Board of Education:

We have audited, in accordance with auditing standards generally accepted in the United States and the Comptroller General of the United States' *Government Auditing Standards*, the financial statements of the governmental activities, each major fund, and the aggregate remaining fund information of the Logan Elm Local School District, Pickaway County, (the District) as of and for the year ended June 30, 2017, and the related notes to the financial statements, which collectively comprise the District's basic financial statements and have issued our report thereon dated January 29, 2018.

Internal Control Over Financial Reporting

As part of our financial statement audit, we considered the District's internal control over financial reporting (internal control) to determine the audit procedures appropriate in the circumstances to the extent necessary to support our opinion on the financial statements, but not to the extent necessary to opine on the effectiveness of the District's internal control. Accordingly, we have not opined on it.

A *deficiency in internal control* exists when the design or operation of a control does not allow management or employees, when performing their assigned functions, to prevent, or detect and timely correct misstatements. A *material weakness* is a deficiency, or combination of internal control deficiencies resulting in a reasonable possibility that internal control will not prevent or detect and timely correct a material misstatement of the District's financial statements. A *significant deficiency* is a deficiency, or a combination of deficiencies, in internal control that is less severe than a material weakness, yet important enough to merit attention by those charged with governance.

Our consideration of internal control was for the limited purpose described in the first paragraph of this section and was not designed to identify all internal control deficiencies that might be material weaknesses or significant deficiencies. Given these limitations, we did not identify any deficiencies in internal control that we consider material weaknesses. However, unidentified material weaknesses may exist.

Compliance and Other Matters

As part of reasonably assuring whether the District's financial statements are free of material misstatement, we tested its compliance with certain provisions of laws, regulations, contracts, and grant agreements, noncompliance with which could directly and materially affect the determination of financial statement amounts. However, opining on compliance with those provisions was not an objective of our audit and accordingly, we do not express an opinion. The results of our tests disclosed no instances of noncompliance or other matters we must report under *Government Auditing Standards*.

Purpose of this Report

This report only describes the scope of our internal control and compliance testing and our testing results, and does not opine on the effectiveness of the District's internal control or on compliance. This report is an integral part of an audit performed under *Government Auditing Standards* in considering the District's internal control and compliance. Accordingly, this report is not suitable for any other purpose.

A handwritten signature in black ink that reads "Dave Yost". The signature is written in a cursive style with a large, looping "D" and "Y".

Dave Yost
Auditor of State
Columbus, Ohio

January 29, 2018



Dave Yost • Auditor of State

INDEPENDENT AUDITOR'S REPORT ON COMPLIANCE WITH REQUIREMENTS APPLICABLE TO THE MAJOR FEDERAL PROGRAM AND ON INTERNAL CONTROL OVER COMPLIANCE REQUIRED BY THE UNIFORM GUIDANCE

Logan Elm Local School District
Pickaway County
9579 Tarlton Road
Circleville, Ohio 43113

To the Board of Education:

Report on Compliance for the Major Federal Program

We have audited Logan Elm Local School District's (the District) compliance with the applicable requirements described in the U.S. Office of Management and Budget (OMB) *Compliance Supplement* that could directly and materially affect Logan Elm Local School District's major federal program for the year ended June 30, 2017. The *Summary of Auditor's Results* in the accompanying schedule of findings identifies the District's major federal program.

Management's Responsibility

The District's Management is responsible for complying with federal statutes, regulations, and the terms and conditions of its federal awards applicable to its federal programs.

Auditor's Responsibility

Our responsibility is to opine on the District's compliance for the District's major federal program based on our audit of the applicable compliance requirements referred to above. Our compliance audit followed auditing standards generally accepted in the United States of America; the standards for financial audits included in the Comptroller General of the United States' *Government Auditing Standards*; and the audit requirements of Title 2 U.S. *Code of Federal Regulations* Part 200, *Uniform Administrative Requirements, Cost Principles, and Audit Requirements for Federal Awards* (Uniform Guidance). These standards and the Uniform Guidance require us to plan and perform the audit to reasonably assure whether noncompliance with the applicable compliance requirements referred to above that could directly and materially affect a major federal program occurred. An audit includes examining, on a test basis, evidence about the District's compliance with those requirements and performing such other procedures as we considered necessary in the circumstances.

We believe our audit provides a reasonable basis for our compliance opinion on the District's major program. However, our audit does not provide a legal determination of the District's compliance.

Opinion on the Major Federal Program

In our opinion, Logan Elm Local School District complied, in all material respects with the compliance requirements referred to above that could directly and materially affect its major federal program for the year ended June 30, 2017.

Report on Internal Control Over Compliance

The District's management is responsible for establishing and maintaining effective internal control over compliance with the applicable compliance requirements referred to above. In planning and performing our compliance audit, we considered the District's internal control over compliance with the applicable requirements that could directly and materially affect a major federal program, to determine our auditing procedures appropriate for opining on each major federal program's compliance and to test and report on internal control over compliance in accordance with the Uniform Guidance, but not to the extent needed to opine on the effectiveness of internal control over compliance. Accordingly, we have not opined on the effectiveness of the District's internal control over compliance.

A deficiency in internal control over compliance exists when the design or operation of a control over compliance does not allow management or employees, when performing their assigned functions, to prevent, or to timely detect and correct, noncompliance with a federal program's applicable compliance requirement. *A material weakness in internal control over compliance* is a deficiency, or combination of deficiencies, in internal control over compliance, such that there is a reasonable possibility that material noncompliance with a federal program compliance requirement will not be prevented, or timely detected and corrected. *A significant deficiency in internal control over compliance* is a deficiency, or a combination of deficiencies, in internal control over compliance with federal program's applicable compliance requirement that is less severe than a material weakness in internal control over compliance, yet important enough to merit attention by those charged with governance.

Our consideration of internal control over compliance was for the limited purpose described in the first paragraph of this section and would not necessarily identify all deficiencies in internal control over compliance that might be material weaknesses or significant deficiencies. We did not identify any deficiencies in internal control over compliance that we consider to be material weaknesses. However, material weaknesses may exist that have not been identified.

This report only describes the scope of our internal control over compliance tests and the results of this testing based on Uniform Guidance requirements. Accordingly, this report is not suitable for any other purpose.



Dave Yost
Auditor of State
Columbus, Ohio

January 29, 2018

**LOGAN ELM LOCAL SCHOOL DISTRICT
PICKAWAY COUNTY**

**SCHEDULE OF FINDINGS
2 CFR § 200.515
JUNE 30, 2017**

1. SUMMARY OF AUDITOR'S RESULTS

(d)(1)(i)	Type of Financial Statement Opinion	Unmodified
(d)(1)(ii)	Were there any material weaknesses in internal control reported at the financial statement level (GAGAS)?	No
(d)(1)(ii)	Were there any significant deficiencies in internal control reported at the financial statement level (GAGAS)?	No
(d)(1)(iii)	Was there any reported material noncompliance at the financial statement level (GAGAS)?	No
(d)(1)(iv)	Were there any material weaknesses in internal control reported for major federal programs?	No
(d)(1)(iv)	Were there any significant deficiencies in internal control reported for major federal programs?	No
(d)(1)(v)	Type of Major Programs' Compliance Opinion	Unmodified
(d)(1)(vi)	Are there any reportable findings under 2 CFR § 200.516(a)?	No
(d)(1)(vii)	Major Programs (list):	Child Nutrition Cluster (CFDA # 10.555 and 10.553)
(d)(1)(viii)	Dollar Threshold: Type A/B Programs	Type A: > \$ 750,000 Type B: all others
(d)(1)(ix)	Low Risk Auditee under 2 CFR §200.520?	Low

**2. FINDINGS RELATED TO THE FINANCIAL STATEMENTS
REQUIRED TO BE REPORTED IN ACCORDANCE WITH GAGAS**

None

3. FINDINGS AND QUESTIONED COSTS FOR FEDERAL AWARDS

None

This page intentionally left blank.



Dave Yost • Auditor of State

LOGAN ELM LOCAL SCHOOL DISTRICT

PICKAWAY COUNTY

CLERK'S CERTIFICATION

This is a true and correct copy of the report which is required to be filed in the Office of the Auditor of State pursuant to Section 117.26, Revised Code, and which is filed in Columbus, Ohio.

Susan Babbitt

CLERK OF THE BUREAU

**CERTIFIED
FEBRUARY 27, 2018**