



Dave Yost • Auditor of State

**STARK COUNTY AREA VOCATIONAL SCHOOL DISTRICT
STARK COUNTY
JUNE 30, 2017**

TABLE OF CONTENTS

TITLE	PAGE
Independent Auditor's Report	1
Prepared by Management:	
Management's Discussion and Analysis	3
Basic Financial Statements:	
Government-wide Financial Statements:	
Statement of Net Position	15
Statement of Activities.....	16
Fund Financial Statements:	
Balance Sheet	
Governmental Funds	17
Reconciliation of Total Governmental Fund Balances to Net Position of Governmental Activities	18
Statement of Revenues, Expenditures and Changes in Fund Balances Governmental Funds.....	19
Reconciliation of the Statement of Revenues, Expenditures and Changes in Fund Balances of Governmental Funds to the Statement of Activities.....	20
Statement of Revenues, Expenditures and Changes In Fund Balance - Budget and Actual (Non-GAAP Budgetary Basis) General Fund.....	21
Statement of Fiduciary Net Position Fiduciary Funds	22
Statement of Changes in Fiduciary Net Position Fiduciary Fund.....	23
Notes to the Basic Financial Statements	25
Required Supplementary Information:	
Schedule of the District's Proportionate Share of the Net Pension Liability (SERS)	58
Schedule of the District's Proportionate Share of the Net Pension Liability (STRS)	59
Schedule of the District Contributions (SERS).....	60
Schedule of the District Contributions (STRS).....	62
Notes to Required Supplementary Information	64
Independent Auditor's Report on Internal Control Over Financial Reporting and on Compliance and Other Matters Required by <i>Government Auditing Standards</i>	65

This page intentionally left blank.



Dave Yost • Auditor of State

INDEPENDENT AUDITOR'S REPORT

Stark County Area Vocational School District
Stark County
2800 Richville Drive, SE
Massillon, Ohio 44646

To the Board of Education:

Report on the Financial Statements

We have audited the accompanying financial statements of the governmental activities, the major fund, and the aggregate remaining fund information of Stark County Area Vocational School District, Stark County, Ohio (the District), as of and for the year ended June 30, 2017, and the related notes to the financial statements, which collectively comprise the District's basic financial statements as listed in the table of contents.

Management's Responsibility for the Financial Statements

Management is responsible for preparing and fairly presenting these financial statements in accordance with accounting principles generally accepted in the United States of America; this includes designing, implementing, and maintaining internal control relevant to preparing and fairly presenting financial statements that are free from material misstatement, whether due to fraud or error.

Auditor's Responsibility

Our responsibility is to opine on these financial statements based on our audit. We audited in accordance with auditing standards generally accepted in the United States of America and the financial audit standards in the Comptroller General of the United States' *Government Auditing Standards*. Those standards require us to plan and perform the audit to reasonably assure the financial statements are free from material misstatement.

An audit requires obtaining evidence about financial statement amounts and disclosures. The procedures selected depend on our judgment, including assessing the risks of material financial statement misstatement, whether due to fraud or error. In assessing those risks, we consider internal control relevant to the District's preparation and fair presentation of the financial statements in order to design audit procedures that are appropriate in the circumstances, but not to the extent needed to opine on the effectiveness of the District's internal control. Accordingly, we express no opinion. An audit also includes evaluating the appropriateness of management's accounting policies and the reasonableness of their significant accounting estimates, as well as our evaluation of the overall financial statement presentation.

We believe the audit evidence we obtained is sufficient and appropriate to support our audit opinions.

Opinion

In our opinion, the financial statements referred to above present fairly, in all material respects, the respective financial position of the governmental activities, the major fund, and the aggregate remaining fund information of the Stark County Area Vocational School District, Stark County, Ohio, as of June 30, 2017, and the respective changes in financial position thereof and the budgetary comparison for the General Fund thereof for the year then ended in accordance with the accounting principles generally accepted in the United States of America.

Other Matters

Required Supplementary Information

Accounting principles generally accepted in the United States of America require this presentation to include *Management's discussion and analysis*, and schedules of net pension liabilities and pension contributions listed in the table of contents, to supplement the basic financial statements. Although this information is not part of the basic financial statements, the Governmental Accounting Standards Board considers it essential for placing the basic financial statements in an appropriate operational, economic, or historical context. We applied certain limited procedures to the required supplementary information in accordance with auditing standards generally accepted in the United States of America, consisting of inquiries of management about the methods of preparing the information and comparing the information for consistency with management's responses to our inquiries, to the basic financial statements, and other knowledge we obtained during our audit of the basic financial statements. We do not opine or provide any assurance on the information because the limited procedures do not provide us with sufficient evidence to opine or provide any other assurance.

Other Reporting Required by Government Auditing Standards

In accordance with *Government Auditing Standards*, we have also issued our report dated May 4, 2018, on our consideration of the District's internal control over financial reporting and our tests of its compliance with certain provisions of laws, regulations, contracts and grant agreements and other matters. That report describes the scope of our internal control testing over financial reporting and compliance, and the results of that testing, and does not opine on internal control over financial reporting or on compliance. That report is an integral part of an audit performed in accordance with *Government Auditing Standards* in considering the District's internal control over financial reporting and compliance.



Dave Yost
Auditor of State
Columbus, Ohio

May 4, 2018

**STARK COUNTY AREA VOCATIONAL SCHOOL DISTRICT
STARK COUNTY, OHIO**

**MANAGEMENT'S DISCUSSION AND ANALYSIS
FOR THE FISCAL YEAR ENDED JUNE 30, 2017**

The management's discussion and analysis of the Stark County Area Vocational School District's (the "District") financial performance provides an overall review of the District's financial activities for the fiscal year ended June 30, 2017. The intent of this discussion and analysis is to look at the District's financial performance as a whole; readers should also review the basic financial statements and the notes to the basic financial statements to enhance their understanding of the District's financial performance.

Financial Highlights

Key financial highlights for fiscal year 2017 are as follows:

- In total, net position of governmental activities increased \$293,323 which represents a 5.24% increase from fiscal year 2016's net position.
- General revenues accounted for \$6,375,773 in revenue or 71.58% of all revenues. Program specific revenues in the form of charges for services and sales and grants and contributions accounted for \$2,530,825 or 28.42% of total revenues of \$8,906,598.
- The District had \$8,613,275 in expenses related to governmental activities; \$2,530,825 of these expenses were offset by program specific charges for services, grants or contributions. General revenues supporting governmental activities (primarily taxes and unrestricted grants and entitlements) of \$6,375,773 were adequate to provide for these programs.
- The District's major governmental fund is the general fund. The general fund had \$8,487,588 in revenues and \$7,795,095 in expenditures. During fiscal year 2017, the general fund's fund balance increased from \$7,570,048 to \$8,262,541.

Using these Basic Financial Statements

This annual report consists of a series of financial statements and notes to those statements. These statements are organized so the reader can understand the District as a financial whole, an entire operating entity. The statements then proceed to provide an increasingly detailed look at specific financial activities.

The *statement of net position* and *statement of activities* provide information about the activities of the whole District, presenting both an aggregate view of the District's finances and a longer-term view of those finances. Fund financial statements provide the next level of detail. For governmental funds, these statements tell how services were financed in the short-term as well as what remains for future spending. The fund financial statements also look at the District's most significant funds with all other nonmajor funds presented in total in one column. In the case of the District, the general fund is by far the most significant fund, and the only governmental fund reported as a major fund.

Reporting the District as a Whole

Statement of Net Position and the Statement of Activities

While this document contains the large number of funds used by the District to provide programs and activities, the view of the District as a whole looks at all financial transactions and asks the question, "How did we do financially during 2017?" The statement of net position and the statement of activities answer this question. These statements include *all non-fiduciary assets, deferred outflows, liabilities, deferred inflows, revenues and expenses* using the *accrual basis of accounting* similar to the accounting used by most private-sector companies. This basis of accounting will take into account all of the current year's revenues and expenses regardless of when cash is received or paid.

**STARK COUNTY AREA VOCATIONAL SCHOOL DISTRICT
STARK COUNTY, OHIO**

**MANAGEMENT'S DISCUSSION AND ANALYSIS
FOR THE FISCAL YEAR ENDED JUNE 30, 2017**

These two statements report the District's *net position* and changes in that position. This change in net position is important because it tells the reader that, for the District as a whole, the *financial position* of the District has improved or diminished. The causes of this change may be the result of many factors, some financial, some not. Non-financial factors include the District's property tax base, current property tax laws in Ohio restricting revenue growth, facility conditions, required educational programs and other factors.

In the statement of net position and the statement of activities, the governmental activities include the District's programs and services, including instruction, support services, operation and maintenance of plant, extracurricular activities, and food service operations.

The District's statement of net position and statement of activities can be found on pages 15-16 of this report.

Reporting the District's Most Significant Funds

Fund Financial Statements

The analysis of the District's major governmental funds begins on page 11. Fund financial reports provide detailed information about the District's major funds. The District uses many funds to account for a multitude of financial transactions. However, these fund financial statements focus on the District's most significant funds. The District's only major governmental fund is the general fund.

Governmental Funds

Most of the District's activities are reported in governmental funds, which focus on how money flows into and out of those funds and the balances left at year-end available for spending in future periods. These funds are reported using an accounting method called *modified accrual* accounting, which measures cash and all other *financial assets* than can readily be converted to cash. The governmental fund financial statements provide a detailed *short-term* view of the District's general government operations and the basic services it provides. Governmental fund information helps you determine whether there are more or fewer financial resources that can be spent in the near future to finance educational programs. The relationship (or differences) between governmental *activities* (reported in the statement of net position and the statement of activities) and governmental *funds* is reconciled in the basic financial statements. The basic governmental fund financial statements can be found on pages 17-21 of this report.

Reporting the District's Fiduciary Responsibilities

The District is the trustee, or fiduciary, for scholarship programs. This activity is presented as a private-purpose trust fund. The District also acts in a trustee capacity as an agent for individuals or other entities. These activities are reported in agency funds. All of the District's fiduciary activities are reported in a separate statement of fiduciary net position and statement of changes in fiduciary net position on pages 22-23 of this report. These activities are excluded from the District's other financial statements because the assets cannot be utilized by the District to finance its operations.

Notes to the Basic Financial Statements

The notes provide additional information that is essential to a full understanding of the data provided in the government-wide and fund financial statements. These notes to the basic financial statements can be found on pages 25-56 of this report.

**STARK COUNTY AREA VOCATIONAL SCHOOL DISTRICT
STARK COUNTY, OHIO**

MANAGEMENT'S DISCUSSION AND ANALYSIS
FOR THE FISCAL YEAR ENDED JUNE 30, 2017

Required Supplementary Information

In addition to the basic financial statements and accompanying notes, this report also presents certain required supplementary information concerning the District's net pension liability. The required supplementary information can be found on pages 58 through 64 of this report.

The District as a Whole

Recall that the statement of net position provides the perspective of the District as a whole.

The following table provides a summary of the District's net position at June 30, 2017 and June 30, 2016.

	Net Position	
	Governmental Activities 2017	Governmental Activities 2016
<u>Assets</u>		
Current and other assets	\$ 11,675,632	\$ 12,466,907
Capital assets, net	<u>8,876,789</u>	<u>8,390,404</u>
Total assets	<u>20,552,421</u>	<u>20,857,311</u>
<u>Deferred Outflows of Resources</u>		
Pensions	<u>2,174,814</u>	<u>1,015,737</u>
<u>Liabilities</u>		
Current liabilities	928,077	1,922,030
Long-term liabilities:		
Due within one year	82,383	95,978
Due in more than one year:		
Net pension liability	12,590,574	10,457,856
Other amounts	<u>647,172</u>	<u>581,126</u>
Total liabilities	<u>14,248,206</u>	<u>13,056,990</u>
<u>Deferred Inflows of Resources</u>		
Property taxes levied for the next fiscal year	2,290,003	2,209,743
Pensions	<u>299,494</u>	<u>1,010,106</u>
Total deferred inflows of resources	<u>2,589,497</u>	<u>3,219,849</u>
<u>Net Position</u>		
Net investment in capital assets	8,833,813	8,185,026
Restricted	34,460	549,660
Unrestricted (deficit)	<u>(2,978,741)</u>	<u>(3,138,477)</u>
Total net position	<u>\$ 5,889,532</u>	<u>\$ 5,596,209</u>

**STARK COUNTY AREA VOCATIONAL SCHOOL DISTRICT
STARK COUNTY, OHIO**

**MANAGEMENT'S DISCUSSION AND ANALYSIS
FOR THE FISCAL YEAR ENDED JUNE 30, 2017**

During 2015, the District adopted GASB Statement 68, "Accounting and Financial Reporting for Pensions—an Amendment of GASB Statement 27" and GASB Statement 71, "Pension Transition for Contributions Made Subsequent to the Measurement Date—an Amendment of GASB Statement 68", which significantly revised accounting for pension costs and liabilities. For reasons discussed below, many end users of this financial statement will gain a clearer understanding of the District's actual financial condition by adding deferred inflows related to pension and the net pension liability to the reported net position and subtracting deferred outflows related to pension.

Governmental Accounting Standards Board standards are national and apply to all government financial reports prepared in accordance with generally accepted accounting principles. When accounting for pension costs, GASB 27 focused on a funding approach. This approach limited pension costs to contributions annually required by law, which may or may not be sufficient to fully fund each plan's *net pension liability*. GASB 68 takes an earnings approach to pension accounting; however, the nature of Ohio's statewide pension systems and state law governing those systems requires additional explanation in order to properly understand the information presented in these statements.

Under the standards required by GASB 68, the net pension liability equals the District's proportionate share of each plan's collective:

1. Present value of estimated future pension benefits attributable to active and inactive employees' past service
2. Minus plan assets available to pay these benefits

GASB notes that pension obligations, whether funded or unfunded, are part of the "employment exchange" – that is, the employee is trading his or her labor in exchange for wages, benefits, and the promise of a future pension. GASB noted that the unfunded portion of this pension promise is a present obligation of the government, part of a bargained-for benefit to the employee, and should accordingly be reported by the government as a liability since they received the benefit of the exchange. However, the District is not responsible for certain key factors affecting the balance of this liability. In Ohio, the employee shares the obligation of funding pension benefits with the employer. Both employer and employee contribution rates are capped by State statute. A change in these caps requires action of both Houses of the General Assembly and approval of the Governor. Benefit provisions are also determined by State statute. The employee enters the employment exchange with the knowledge that the employer's promise is limited not by contract but by law. The employer enters the exchange also knowing that there is a specific, legal limit to its contribution to the pension system. In Ohio, there is no legal means to enforce the unfunded liability of the pension system *as against the public employer*. State law operates to mitigate/lessen the moral obligation of the public employer to the employee, because all parties enter the employment exchange with notice as to the law. The pension system is responsible for the administration of the plan.

Most long-term liabilities have set repayment schedules or, in the case of compensated absences (i.e. sick and vacation leave), are satisfied through paid time-off or termination payments. There is no repayment schedule for the net pension liability. As explained above, changes in pension benefits, contribution rates, and return on investments affect the balance of the net pension liability, but are outside the control of the local government. In the event that contributions, investment returns, and other changes are insufficient to keep up with required pension payments, State statute does not assign/identify the responsible party for the unfunded portion. Due to the unique nature of how the net pension liability is satisfied, this liability is separately identified within the long-term liability section of the statement of net position.

In accordance with GASB 68, the District's statements prepared on an accrual basis of accounting include an annual pension expense for their proportionate share of each plan's *change* in net pension liability not accounted for as deferred inflows/outflows.

**STARK COUNTY AREA VOCATIONAL SCHOOL DISTRICT
STARK COUNTY, OHIO**

**MANAGEMENT'S DISCUSSION AND ANALYSIS
FOR THE FISCAL YEAR ENDED JUNE 30, 2017**

As a result of implementing GASB 68 and GASB 71, the District is reporting a net pension liability and deferred inflows/outflows of resources related to pension on the accrual basis of accounting.

Over time, net position can serve as a useful indicator of a government's financial position. At June 30, 2017, the District's assets and deferred outflows of resources exceeded liabilities and deferred inflows of resources by \$5,889,532.

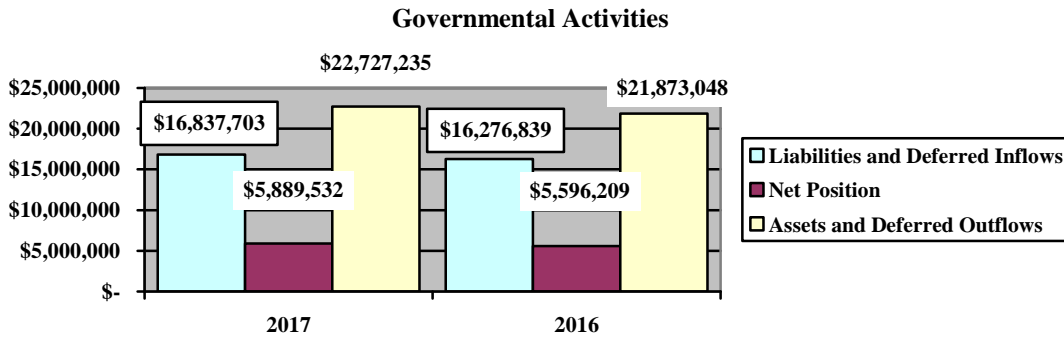
As the preceding table shows, the most significant changes in net position were related to the District's net pension liability and deferred inflows/outflows of resources related to pensions. See Note 12 in the notes to the basic financial statements for additional information regarding these components of net position.

Other notable changes include a decrease in both current assets and current liabilities. This is primarily related to receivables and payables for the District's Straight A Grant program which concluded in fiscal year 2017.

At year-end, capital assets represented 43.19% of total assets. Capital assets include land, construction in progress, land improvements, buildings and improvements, furniture and equipment and vehicles. These capital assets are used to provide services to the students and are not available for future spending.

A portion of the District's net position, \$34,460, represents resources that are subject to external restriction on how they may be used. The remaining balance of unrestricted net position is a deficit of \$2,978,741.

The graph below illustrates the District's governmental activities assets and deferred outflows, liabilities and deferred inflows and net position at June 30, 2017 and 2016.



**STARK COUNTY AREA VOCATIONAL SCHOOL DISTRICT
STARK COUNTY, OHIO**

MANAGEMENT'S DISCUSSION AND ANALYSIS
FOR THE FISCAL YEAR ENDED JUNE 30, 2017

The following table shows the change in net position for fiscal year 2017 and 2016.

	Change in Net Position	
	Governmental Activities <u>2017</u>	Governmental Activities <u>2016</u>
<u>Revenues</u>		
Program revenues:		
Charges for services and sales	\$ 1,590,756	\$ 1,450,369
Operating grants and contributions	940,069	3,126,283
General revenues:		
Property taxes	2,436,455	2,376,016
Grants and entitlements	3,871,881	4,108,432
Investment earnings	24,890	121,014
Miscellaneous	<u>42,547</u>	<u>21,610</u>
Total revenues	<u>8,906,598</u>	<u>11,203,724</u>
<u>Expenses</u>		
Program expenses:		
Instruction:		
Regular	1,777,249	4,675,546
Special	240,585	308,210
Vocational	3,373,092	3,020,302
Adult/continuing	57,626	64,138
Other	-	1,737
Support services:		
Pupil	807,397	862,737
Instructional staff	509,792	649,534
Board of education	13,745	-
Administration	383,350	973,814
Fiscal	34,426	242,713
Business	37,571	58,235
Operations and maintenance	866,676	1,091,939
Central	139,921	102,039
Operation of non-instructional services:		
Food service operations	290,125	282,297
Other non-instructional services	4,563	5,292
Extracurricular activities	<u>77,157</u>	<u>114,792</u>
Total expenses	<u>8,613,275</u>	<u>12,453,325</u>
Change in net position	293,323	(1,249,601)
Net position at beginning of year	<u>5,596,209</u>	<u>6,845,810</u>
Net position at end of year	<u>\$ 5,889,532</u>	<u>\$ 5,596,209</u>

**STARK COUNTY AREA VOCATIONAL SCHOOL DISTRICT
STARK COUNTY, OHIO**

**MANAGEMENT'S DISCUSSION AND ANALYSIS
FOR THE FISCAL YEAR ENDED JUNE 30, 2017**

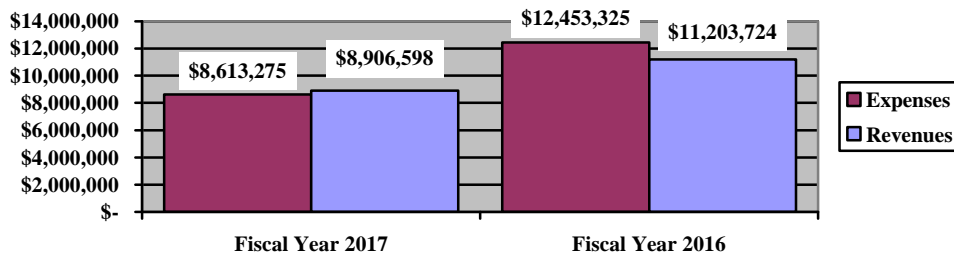
Governmental Activities

Net position of the District's governmental activities increased \$293,323. Total governmental expenses of \$8,613,275 were offset by program revenues of \$2,530,825 and general revenues of \$6,375,773. Program revenues supported 29.38% of the total governmental expenses.

Overall, both revenues and expenses decreased in 2017, primarily due to decreased activity related to the District's Straight A Grant program which concluded during the year. The largest sources of revenue are property taxes and unrestricted grants and entitlements, which together account for 70.83% of total governmental revenues. The largest expense of the District is for instructional programs. Instruction expenses totaled \$5,448,552 or 63.26% of total governmental expenses for fiscal year 2017.

The graph below presents the District's governmental activities revenue and expenses for fiscal year 2017 and 2016.

Governmental Activities - Revenues and Expenses



The statement of activities shows the cost of program services and the charges for services and grants offsetting those services. The table on the following page shows, for governmental activities, the total cost of services and the net cost of services. That is, it identifies the cost of these services supported by tax revenue and unrestricted grants and entitlements.

**STARK COUNTY AREA VOCATIONAL SCHOOL DISTRICT
STARK COUNTY, OHIO**

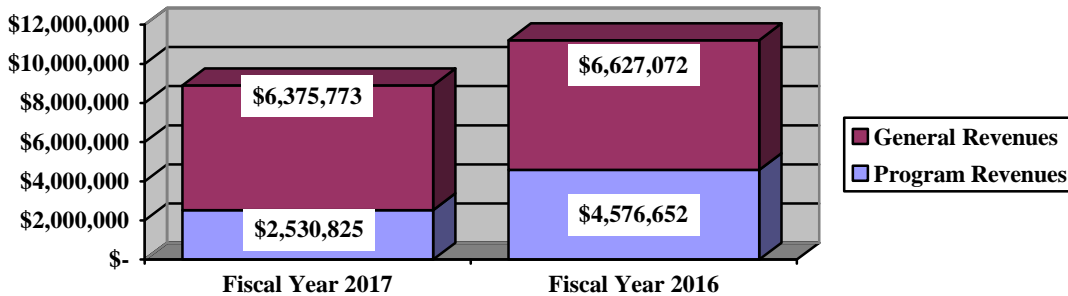
**MANAGEMENT'S DISCUSSION AND ANALYSIS
FOR THE FISCAL YEAR ENDED JUNE 30, 2017**

Governmental Activities

	Total Cost of Services <u>2017</u>	Net Cost of Services <u>2017</u>	Total Cost of Services <u>2016</u>	Net Cost of Services <u>2016</u>
Program expenses				
Instruction:				
Regular	\$ 1,777,249	\$ 1,777,249	\$ 4,675,546	\$ 2,986,458
Special	240,585	180,518	308,210	212,790
Vocational	3,373,092	1,327,823	3,020,302	1,273,187
Adult/continuing	57,626	14,506	64,138	(25,917)
Other	-	-	1,737	1,737
Support services:				
Pupil	807,397	726,221	862,737	800,287
Instructional staff	509,792	507,435	649,534	560,663
Board of education	13,745	13,745	-	-
Administration	383,350	383,350	973,814	705,643
Fiscal	34,426	34,426	242,713	242,713
Business	37,571	37,571	58,235	58,235
Operations and maintenance	866,676	841,981	1,091,939	842,669
Central	139,921	139,921	102,039	102,039
Operations of non-instructional services:				
Food service operations	290,125	15,984	282,297	(3,915)
Other non-instructional services	4,563	4,563	5,292	5,292
Extracurricular activities	<u>77,157</u>	<u>77,157</u>	<u>114,792</u>	<u>114,792</u>
Total expenses	<u>\$ 8,613,275</u>	<u>\$ 6,082,450</u>	<u>\$ 12,453,325</u>	<u>\$ 7,876,673</u>

The graph below presents the District's governmental activities revenue for fiscal year 2017 and 2016.

Governmental Activities - General and Program Revenues



**STARK COUNTY AREA VOCATIONAL SCHOOL DISTRICT
STARK COUNTY, OHIO**

MANAGEMENT'S DISCUSSION AND ANALYSIS
FOR THE FISCAL YEAR ENDED JUNE 30, 2017

The District's Funds

The District's governmental funds reported a combined fund balance of \$8,298,772, an increase of \$433,409. The schedule below indicates the fund balance and the total change in fund balance as of June 30, 2017 and 2016.

	Fund Balance <u>June 30, 2017</u>	Fund Balance <u>June 30, 2016</u>	Increase <u>(Decrease)</u>	Percentage <u>Change</u>
General	\$ 8,262,541	\$ 7,570,048	\$ 692,493	9.15 %
Nonmajor governmental	<u>36,231</u>	<u>295,315</u>	<u>(259,084)</u>	(87.73) %
Total	<u>\$ 8,298,772</u>	<u>\$ 7,865,363</u>	<u>\$ 433,409</u>	5.51 %

General Fund

The District's general fund balance increased \$692,493 or 9.15%. The following table assists in illustrating the revenues of the general fund.

	2017 <u>Amount</u>	2016 <u>Amount</u>	Increase <u>(Decrease)</u>	Percentage <u>Change</u>
<u>Revenues</u>				
Property taxes	\$ 2,445,435	\$ 2,359,034	\$ 86,401	3.66 %
Earnings on investments	23,128	120,987	(97,859)	(80.88) %
Intergovernmental	4,547,432	4,693,945	(146,513)	(3.12) %
Tuition	1,277,435	1,016,374	261,061	25.69 %
Other revenues	<u>194,158</u>	<u>234,419</u>	<u>(40,261)</u>	(17.17) %
Total	<u>\$ 8,487,588</u>	<u>\$ 8,424,759</u>	<u>\$ 62,829</u>	0.75 %

Although total revenues remained level, there were several significant increases and decreases in general fund revenues. Property taxes revenue increased as a result of higher assessed property values within the District. The increase in tuition revenue is a result of additional vocational education contracts with other area school districts for students attending classes in the District. The District's State Foundation funding for 2017 increased slightly; however, total intergovernmental revenues were higher in fiscal year 2016 due to grant fiscal fees received. The decrease in earnings on investments is a result of fair value adjustments for the District's investments.

The following table assists in illustrating the expenditures of the general fund.

	2017 <u>Amount</u>	2016 <u>Amount</u>	Increase <u>(Decrease)</u>	Percentage <u>Change</u>
<u>Expenditures</u>				
Instruction	\$ 4,458,831	\$ 4,505,512	\$ (46,681)	(1.04) %
Support services	2,518,887	2,711,873	(192,986)	(7.12) %
Non-instructional services	4,432	5,350	(918)	(17.16) %
Extracurricular activities	76,288	115,229	(38,941)	(33.79) %
Facilities acquisition and construction	<u>736,657</u>	<u>1,131,013</u>	<u>(394,356)</u>	(34.87) %
Total	<u>\$ 7,795,095</u>	<u>\$ 8,468,977</u>	<u>\$ (673,882)</u>	(7.96) %

**STARK COUNTY AREA VOCATIONAL SCHOOL DISTRICT
STARK COUNTY, OHIO**

MANAGEMENT'S DISCUSSION AND ANALYSIS
FOR THE FISCAL YEAR ENDED JUNE 30, 2017

The overall decrease in general fund expenditures is a result of (a) three insurance premium holiday months in fiscal year 2017, resulting in a savings of approximately \$225,000 for fiscal support services, and (b) lower facilities acquisition and construction expenditures which represent costs associated with the District's capital improvement projects.

General Fund Budgeting Highlights

The District's budget is prepared according to Ohio law and is based on accounting for certain transactions on a basis of cash receipts, disbursements and encumbrances. The most significant budgeted fund is the general fund.

During the course of fiscal year 2017, the District did not amend its general fund budget. Original and final budgeted revenues and other financing sources totaled \$8,125,538 and the original and final budgeted appropriations totaled \$9,072,018.

Actual revenues and other financing sources amounted to \$9,168,477 or \$1,042,939 more than the final budget. This large variance is a result of the District using conservative revenue estimates in the budget. The actual budget basis expenditures and other financing uses for fiscal year 2017 amounted to \$8,920,652 or \$151,366 less than the final budget.

Capital Assets and Debt Administration

Capital Assets

At the end of fiscal year 2017, the District had \$8,876,789 invested in land, construction in progress, land improvements, buildings and improvements, furniture and equipment and vehicles. This entire amount is reported in governmental activities.

The following table shows fiscal year 2017 balances compared to 2016:

**Capital Assets at June 30
(Net of Depreciation)**

	Governmental Activities	
	2017	2016
Land	\$ 144,865	\$ 144,865
Construction in progress	270,199	220,473
Land improvements	730,896	58,070
Buildings and improvements	6,523,847	6,768,523
Furniture and equipment	1,198,912	1,185,083
Vehicles	8,070	13,390
Total	\$ 8,876,789	\$ 8,390,404

The overall increase in capital assets of \$486,385 is due to capital outlays of \$899,320 exceeding depreciation expense of \$352,414 and net disposals of \$60,521. Most of the capital outlays for 2017 were for an asphalt paving project and welding lab improvements.

See Note 8 in the notes to the basic financial statements for additional information on the District's capital assets.

**STARK COUNTY AREA VOCATIONAL SCHOOL DISTRICT
STARK COUNTY, OHIO**

MANAGEMENT'S DISCUSSION AND ANALYSIS
FOR THE FISCAL YEAR ENDED JUNE 30, 2017

Debt Administration

At June 30, 2017, the District had no debt outstanding. The only long-term obligations for the District are compensated absences of \$729,555 and the net pension liability of \$12,590,574. Of the total, \$82,383 is due within one year and \$13,237,746 is due in greater than one year. The following table summarizes the long-term obligations outstanding.

Long-term Obligations, at Year End

	Governmental Activities <u>2017</u>	Governmental Activities <u>2016</u>
Compensated absences	\$ 729,555	\$ 677,104
Net pension liability	<u>12,590,574</u>	<u>10,457,856</u>
Total	<u>\$ 13,320,129</u>	<u>\$ 11,134,960</u>

See Note 9 and Note 12 in the notes to the basic financial statements for additional information on the District's long-term obligations.

Current Financial Related Activities

The District's current financial forecast supports financial stability, and there are currently no anticipated needs for any additional operating levies if the assumptions in the five-year forecast prove to be correct. Most of the District's funding comes from the State of Ohio; for fiscal year 2017, State funding accounted for approximately 46% of total general fund cash receipts.

The other main source of revenue for the District is property taxes, which accounted for approximately 27% of the general fund's total cash receipts in fiscal year 2017. Property tax receipts for the District increased \$155,061 over fiscal year 2016. The Stark County Auditor conducts a reappraisal of property every six years, the latest of which occurred in 2012. The result of this appraisal was an overall decrease in property values throughout the District of about 9.2%. Since the latest appraisal, assessed property values have increased approximately 16.6%.

Contacting the District's Financial Management

This financial report is designed to provide our citizens, taxpayers, investors and creditors with a general overview of the District's finances and to show the District's accountability for the money it receives. If you have questions about this report or need additional financial information contact Ms. Tamra Hurst, Treasurer, Stark County Area Vocational School District, 2800 Richville Drive SE, Massillon, Ohio 44646-9433.

THIS PAGE IS INTENTIONALLY LEFT BLANK

**STARK COUNTY AREA VOCATIONAL SCHOOL DISTRICT
STARK COUNTY, OHIO**

STATEMENT OF NET POSITION
JUNE 30, 2017

	Governmental Activities
Assets:	
Equity in pooled cash and investments	\$ 9,027,742
Receivables:	
Property taxes	2,563,533
Accrued interest	20,955
Intergovernmental	49,066
Loans	966
Prepayments	7,114
Inventory held for resale.	6,256
Capital assets:	
Nondepreciable capital assets	415,064
Depreciable capital assets, net.	8,461,725
Capital assets, net	<u>8,876,789</u>
Total assets.	<u>20,552,421</u>
Deferred outflows of resources:	
Pension - STRS	1,841,295
Pension - SERS	<u>333,519</u>
Total deferred outflows of resources	<u>2,174,814</u>
Liabilities:	
Accounts payable.	40,323
Contracts payable.	42,976
Accrued wages and benefits payable	655,150
Pension and postemployment benefits payable	81,413
Intergovernmental payable	108,215
Long-term liabilities:	
Due within one year	82,383
Due in more than one year:	
Net pension liability	12,590,574
Other amounts due in more than one year	647,172
Total liabilities	<u>14,248,206</u>
Deferred inflows of resources:	
Property taxes levied for the next fiscal year.	2,290,003
Pension - STRS.	177,131
Pension - SERS.	<u>122,363</u>
Total deferred inflows of resources.	<u>2,589,497</u>
Net position:	
Net investment in capital assets.	8,833,813
Restricted for:	
Federally funded programs	34,460
Unrestricted (deficit)	<u>(2,978,741)</u>
Total net position	<u>\$ 5,889,532</u>

SEE ACCOMPANYING NOTES TO THE BASIC FINANCIAL STATEMENTS

**STARK COUNTY AREA VOCATIONAL SCHOOL DISTRICT
STARK COUNTY, OHIO**

STATEMENT OF ACTIVITIES
FOR THE FISCAL YEAR ENDED JUNE 30, 2017

	Expenses	Program Revenues		Net (Expense) Revenue and Changes in Net Position Governmental Activities
		Charges for Services and Sales	Operating Grants and Contributions	
Governmental activities:				
Instruction:				
Regular	\$ 1,777,249	\$ -	\$ -	\$ (1,777,249)
Special	240,585	-	60,067	(180,518)
Vocational	3,373,092	1,404,542	640,727	(1,327,823)
Adult/continuing.	57,626	43,120	-	(14,506)
Support services:				
Pupil.	807,397	-	81,176	(726,221)
Instructional staff	509,792	-	2,357	(507,435)
Board of education	13,745	-	-	(13,745)
Administration.	383,350	-	-	(383,350)
Fiscal.	34,426	-	-	(34,426)
Business.	37,571	-	-	(37,571)
Operations and maintenance	866,676	24,695	-	(841,981)
Central	139,921	-	-	(139,921)
Operation of non-instructional services:				
Food service operations	290,125	118,399	155,742	(15,984)
Other non-instructional services	4,563	-	-	(4,563)
Extracurricular activities.	77,157	-	-	(77,157)
Totals	\$ 8,613,275	\$ 1,590,756	\$ 940,069	(6,082,450)
General revenues:				
Property taxes levied for:				
General purposes				2,436,455
Grants and entitlements not restricted to specific programs				3,871,881
Investment earnings				24,890
Miscellaneous				42,547
Total general revenues				<u>6,375,773</u>
Change in net position				293,323
Net position at beginning of year				<u>5,596,209</u>
Net position at end of year				<u>\$ 5,889,532</u>

SEE ACCOMPANYING NOTES TO THE BASIC FINANCIAL STATEMENTS

**STARK COUNTY AREA VOCATIONAL SCHOOL DISTRICT
STARK COUNTY, OHIO**

BALANCE SHEET
GOVERNMENTAL FUNDS
JUNE 30, 2017

	<u>General</u>	<u>Nonmajor Governmental Funds</u>	<u>Total Governmental Funds</u>
Assets:			
Equity in pooled cash and investments.	\$ 8,973,841	\$ 53,901	\$ 9,027,742
Receivables:			
Property taxes.	2,563,533	-	2,563,533
Accrued interest	20,955	-	20,955
Intergovernmental.	14,606	34,460	49,066
Loans	966	-	966
Prepayments.	7,114	-	7,114
Inventory held for resale.	-	6,256	6,256
Total assets	<u>\$ 11,581,015</u>	<u>\$ 94,617</u>	<u>\$ 11,675,632</u>
Liabilities:			
Accounts payable	\$ 40,296	\$ 27	\$ 40,323
Contracts payable.	42,976	-	42,976
Accrued wages and benefits payable	637,928	17,222	655,150
Pension and postemployment benefits payable	74,963	6,450	81,413
Intergovernmental payable	107,988	227	108,215
Total liabilities.	<u>904,151</u>	<u>23,926</u>	<u>928,077</u>
Deferred inflows of resources:			
Property taxes levied for the next fiscal year.	2,290,003	-	2,290,003
Delinquent property tax revenue not available	116,837	-	116,837
Intergovernmental revenue not available.	-	34,460	34,460
Accrued interest not available	7,483	-	7,483
Total deferred inflows of resources.	<u>2,414,323</u>	<u>34,460</u>	<u>2,448,783</u>
Fund balances:			
Nonspendable:			
Prepayments	7,114	-	7,114
Committed:			
Adult education	-	43,561	43,561
Assigned:			
Student instruction	102,083	-	102,083
Student and staff support.	81,085	-	81,085
Extracurricular activities	5,010	-	5,010
Facilities acquisition and construction	707,306	-	707,306
School supplies	1,378	-	1,378
Other purposes	151,749	-	151,749
Unassigned (deficit)	7,206,816	(7,330)	7,199,486
Total fund balances	<u>8,262,541</u>	<u>36,231</u>	<u>8,298,772</u>
Total liabilities, deferred inflows of resources and fund balances	<u>\$ 11,581,015</u>	<u>\$ 94,617</u>	<u>\$ 11,675,632</u>

SEE ACCOMPANYING NOTES TO THE BASIC FINANCIAL STATEMENTS

**STARK COUNTY AREA VOCATIONAL SCHOOL DISTRICT
STARK COUNTY, OHIO**

RECONCILIATION OF TOTAL GOVERNMENTAL FUND BALANCES TO
NET POSITION OF GOVERNMENTAL ACTIVITIES
JUNE 30, 2017

Total governmental fund balances		\$	8,298,772
<i>Amounts reported for governmental activities on the statement of net position are different because:</i>			
Capital assets used in governmental activities are not financial resources and therefore are not reported in the funds.			8,876,789
Other long-term assets are not available to pay for current-period expenditures and therefore are deferred inflows in the funds.			
Property taxes receivable	\$	116,837	
Accrued interest receivable		7,483	
Intergovernmental receivable		34,460	
Total			158,780
The net pension liability is not due and payable in the current period, therefore, the liability and related deferred inflows and outflows of resources are not reported in governmental funds.			
Deferred outflows of resources - pension		2,174,814	
Deferred inflows of resources - pension		(299,494)	
Net pension liability		(12,590,574)	
Total			(10,715,254)
Long-term liabilities (compensated absences) are not due and payable in the current period and therefore are not reported in the funds.			(729,555)
Net position of governmental activities		\$	5,889,532

SEE ACCOMPANYING NOTES TO THE BASIC FINANCIAL STATEMENTS

**STARK COUNTY AREA VOCATIONAL SCHOOL DISTRICT
STARK COUNTY, OHIO**

STATEMENT OF REVENUES, EXPENDITURES AND CHANGES IN FUND BALANCES
GOVERNMENTAL FUNDS
FOR THE FISCAL YEAR ENDED JUNE 30, 2017

	<u>General</u>	<u>Nonmajor Governmental Funds</u>	<u>Total Governmental Funds</u>
Revenues:			
From local sources:			
Property taxes	\$ 2,445,435	\$ -	\$ 2,445,435
Tuition	1,277,435	32,365	1,309,800
Earnings on investments	23,128	104	23,232
Charges for services	-	118,399	118,399
Classroom materials and fees	1,372	5,125	6,497
Other local revenues	192,786	5,821	198,607
Intergovernmental - state	4,547,432	272,830	4,820,262
Intergovernmental - federal	-	262,092	262,092
Total revenues	<u>8,487,588</u>	<u>696,736</u>	<u>9,184,324</u>
Expenditures:			
Current:			
Instruction:			
Regular	1,270,366	434,461	1,704,827
Special	173,934	53,642	227,576
Vocational	3,014,531	-	3,014,531
Adult/continuing	-	55,644	55,644
Support services:			
Pupil	670,988	69,527	740,515
Instructional staff	503,123	33,131	536,254
Board of education	13,135	-	13,135
Administration	327,702	30,249	357,951
Fiscal	28,703	-	28,703
Business	37,571	-	37,571
Operations and maintenance	802,016	-	802,016
Central	135,649	-	135,649
Operation of non-instructional services:			
Food service operations	-	279,166	279,166
Other non-instructional services	4,432	-	4,432
Extracurricular activities	76,288	-	76,288
Facilities acquisition and construction	736,657	-	736,657
Total expenditures	<u>7,795,095</u>	<u>955,820</u>	<u>8,750,915</u>
Net change in fund balances	692,493	(259,084)	433,409
Fund balances at beginning of year	<u>7,570,048</u>	<u>295,315</u>	<u>7,865,363</u>
Fund balances at end of year	<u>\$ 8,262,541</u>	<u>\$ 36,231</u>	<u>\$ 8,298,772</u>

SEE ACCOMPANYING NOTES TO THE BASIC FINANCIAL STATEMENTS

**STARK COUNTY AREA VOCATIONAL SCHOOL DISTRICT
STARK COUNTY, OHIO**

RECONCILIATION OF THE STATEMENT OF REVENUES, EXPENDITURES
AND CHANGES IN FUND BALANCES OF GOVERNMENTAL FUNDS
TO THE STATEMENT OF ACTIVITIES
FOR THE FISCAL YEAR ENDED JUNE 30, 2017

Net change in fund balances - total governmental funds	\$	433,409
 <i>Amounts reported for governmental activities in the statement of activities are different because:</i>		
Governmental funds report capital outlays as expenditures. However, in the statement of activities, the cost of those assets is allocated over their estimated useful lives as depreciation expense.		
Capital asset additions	\$ 899,320	
Current year depreciation	(352,414)	
Total		546,906
 The net effect of various miscellaneous transactions involving capital assets (i.e., sales, disposals, trade-ins, and donations) is to decrease net position.		
		(60,521)
 Revenues in the statement of activities that do not provide current financial resources are not reported as revenues in the funds.		
Property taxes	(8,980)	
Earnings on investments	1,762	
Intergovernmental	(270,508)	
Total		(277,726)
 Contractually required contributions are reported as expenditures in governmental funds; however, the statement of net position reports these amounts as deferred outflows of resources.		
		560,230
 Except for amounts reported as deferred inflows/outflows of resources, changes in the net pension liability are reported as pension expense in the statement of activities.		
		(823,259)
 Some expenses reported in the statement of activities, such as compensated absences, do not require the use of current financial resources and therefore are not reported as expenditures in governmental funds.		
		(85,716)
Change in net position of governmental activities	\$	293,323

SEE ACCOMPANYING NOTES TO THE BASIC FINANCIAL STATEMENTS

**STARK COUNTY AREA VOCATIONAL SCHOOL DISTRICT
STARK COUNTY, OHIO**

STATEMENT OF REVENUES, EXPENDITURES AND CHANGES IN
FUND BALANCE - BUDGET AND ACTUAL (NON-GAAP BUDGETARY BASIS)
GENERAL FUND
FOR THE FISCAL YEAR ENDED JUNE 30, 2017

	<u>Budgeted Amounts</u>			Variance with Final Budget Positive (Negative)
	<u>Original</u>	<u>Final</u>	<u>Actual</u>	
Revenues:				
From local sources:				
Property taxes	\$ 2,023,562	\$ 2,023,562	\$ 2,444,843	\$ 421,281
Tuition	1,057,315	1,057,315	1,277,435	220,120
Earnings on investments	57,338	57,338	69,275	11,937
Other local revenues	66,394	66,394	80,216	13,822
Intergovernmental - state	3,822,809	3,822,809	4,618,672	795,863
Total revenues	<u>7,027,418</u>	<u>7,027,418</u>	<u>8,490,441</u>	<u>1,463,023</u>
Expenditures:				
Current:				
Instruction:				
Regular	1,211,015	1,211,015	1,288,980	(77,965)
Special	186,300	186,300	217,559	(31,259)
Vocational	2,900,535	2,900,535	3,035,380	(134,845)
Support services:				
Pupil	734,304	734,304	677,700	56,604
Instructional staff	428,435	428,435	524,789	(96,354)
Board of education	14,035	14,035	17,339	(3,304)
Administration	414,773	414,773	354,642	60,131
Fiscal	306,944	306,944	40,858	266,086
Business	60,000	60,000	40,579	19,421
Operations and maintenance	648,012	648,012	837,998	(189,986)
Central	99,810	99,810	140,115	(40,305)
Operation of non-instructional services	3,000	3,000	4,239	(1,239)
Extracurricular activities	80,247	80,247	81,298	(1,051)
Facilities acquisition and construction	1,933,314	1,933,314	1,651,341	281,973
Total expenditures	<u>9,020,724</u>	<u>9,020,724</u>	<u>8,912,817</u>	<u>107,907</u>
Excess of expenditures over revenues	<u>(1,993,306)</u>	<u>(1,993,306)</u>	<u>(422,376)</u>	<u>1,570,930</u>
Other financing sources (uses):				
Refund of prior year's expenditures	13,012	13,012	15,721	2,709
Advances in	1,085,108	1,085,108	662,315	(422,793)
Advances (out)	(51,294)	(51,294)	(7,835)	43,459
Total other financing sources (uses)	<u>1,046,826</u>	<u>1,046,826</u>	<u>670,201</u>	<u>(376,625)</u>
Net change in fund balance	(946,480)	(946,480)	247,825	1,194,305
Fund balance at beginning of year	6,521,605	6,521,605	6,521,605	-
Prior year encumbrances appropriated	1,020,033	1,020,033	1,020,033	-
Fund balance at end of year	<u>\$ 6,595,158</u>	<u>\$ 6,595,158</u>	<u>\$ 7,789,463</u>	<u>\$ 1,194,305</u>

SEE ACCOMPANYING NOTES TO THE BASIC FINANCIAL STATEMENTS

**STARK COUNTY AREA VOCATIONAL SCHOOL DISTRICT
STARK COUNTY, OHIO**

STATEMENT OF FIDUCIARY NET POSITION
FIDUCIARY FUNDS
JUNE 30, 2017

	Private Purpose Trust	
	Scholarship	Agency
Assets:		
Equity in pooled cash and investments	\$ 1,237	\$ 36,297
Liabilities:		
Accounts payable.	-	\$ 48
Loans payable	-	966
Due to students.	-	35,283
Total liabilities	-	\$ 36,297
Net position:		
Held in trust for scholarships	1,237	
Total net position.	\$ 1,237	

SEE ACCOMPANYING NOTES TO THE BASIC FINANCIAL STATEMENTS

**STARK COUNTY AREA VOCATIONAL SCHOOL DISTRICT
STARK COUNTY, OHIO**

STATEMENT OF CHANGES IN FIDUCIARY NET POSITION
FIDUCIARY FUND
FOR THE FISCAL YEAR ENDED JUNE 30, 2017

		<u>Private Purpose Trust</u>
		<u>Scholarship</u>
Additions:		
Gifts and contributions.	\$	3,453
Deductions:		
Scholarships awarded		<u>15,765</u>
Change in net position		(12,312)
Net position at beginning of year.		<u>13,549</u>
Net position at end of year	<u>\$</u>	<u>1,237</u>

SEE ACCOMPANYING NOTES TO THE BASIC FINANCIAL STATEMENTS

THIS PAGE IS INTENTIONALLY LEFT BLANK

**STARK COUNTY AREA VOCATIONAL SCHOOL DISTRICT
STARK COUNTY, OHIO**

**NOTES TO THE BASIC FINANCIAL STATEMENTS
FOR THE FISCAL YEAR ENDED JUNE 30, 2017**

NOTE 1 - DESCRIPTION OF THE SCHOOL DISTRICT

The Stark County Area Vocational Board of Education was formed on June 30, 1970. The Stark County Area Vocational School District (the "District") is a joint vocational school district as defined by Section 3311.18 of the Ohio Revised Code and is a body politic and corporate established for the purpose of exercising the rights and privileges conveyed to it by the constitution and laws of the State of Ohio. A vocational school exposes students to job training leading to employment upon graduation from high school. The District includes six member schools: Brown Local, Fairless Local, Louisville City, Minerva Local, Northwest Local and Tuslaw Local.

The District operates under a seven-member Board of Education consisting of 1 member from each member school's Board of Education and 1 additional rotating member allowing each member school to have 2 members every 7 years. The District provides educational services as authorized and mandated by State or federal agencies. The District employs 21 non-certified and 49 certified employees to provide services to approximately 475 students.

NOTE 2 - SUMMARY OF SIGNIFICANT ACCOUNTING POLICIES

The basic financial statements of the District have been prepared in conformity with accounting principles generally accepted in the United States of America (GAAP) as applied to governmental units. The Governmental Accounting Standards Board (GASB) is the accepted standard-setting body for establishing governmental accounting and financial reporting principles. The District's significant accounting policies are described below.

A. Reporting Entity

The reporting entity has been defined in accordance with GASB Statement No. 14, "The Financial Reporting Entity" as amended by GASB Statement No. 39, "Determining Whether Certain Organizations Are Component Units" and GASB Statement No. 61, "The Financial Reporting Entity: Omnibus an amendment of GASB Statements No. 14 and No. 34". The reporting entity is composed of the primary government and component units. The primary government consists of all funds, departments, boards and agencies that are not legally separate from the District. For the District, this includes general operations, food service, and student related activities of the District.

Component units are legally separate organizations for which the District is financially accountable. The District is financially accountable for an organization if the District appoints a voting majority of the organization's Governing Board and (1) the District is able to significantly influence the programs or services performed or provided by the organization; or (2) the District is legally entitled to or can otherwise access the organization's resources; or (3) the District is legally obligated or has otherwise assumed the responsibility to finance the deficits of, or provide financial support to, the organization; or (4) the District is obligated for the debt of the organization. Component units may also include organizations that are fiscally dependent on the District in that the District approves the budget, the issuance of debt or the levying of taxes. Certain organizations are also included as component units if the nature and significance of the relationship between the primary government and the organization is such that exclusion by the primary government would render the primary government's financial statements incomplete or misleading. Based upon the application of these criteria, the District has no component units. The basic financial statements of the reporting entity include only those of the District (the primary government).

**STARK COUNTY AREA VOCATIONAL SCHOOL DISTRICT
STARK COUNTY, OHIO**

NOTES TO THE BASIC FINANCIAL STATEMENTS
FOR THE FISCAL YEAR ENDED JUNE 30, 2017

NOTE 2 - SUMMARY OF SIGNIFICANT ACCOUNTING POLICIES - (Continued)

The following organizations are described due to their relationship to the District:

JOINTLY GOVERNED ORGANIZATION

The District is a member of the Stark-Portage Area Computer Consortium (SPARCC), a jointly governed organization, which provides computer services to the school districts within the boundaries of Stark and Portage Counties. Each District's superintendent serves as a representative on the Board, which consists of approximately 30 member districts. However, SPARCC is primarily governed by a five-member executive board, which is made up of two representatives from Stark County, two from Portage County and a Treasurer. The Board meets monthly to address any current issues.

INSURANCE PURCHASING POOL

The Stark County Schools Council of Government (the "Council") is governed by an assembly, which consists of one representative from each participating school district (usually the superintendent or designee). The assembly elects officers for one-year terms to serve as the Board of Directors. The assembly exercises control over the operation of the Council. All Council revenues are generated from charges for services. The Council has a Health Benefits Program, which is a shared risk pool comprised of 90 member school districts, educational service centers and related agencies.

The District participates in a group rating plan for workers' compensation as established under Section 4123.29 of the Ohio Revised Code. SchoolComp is jointly sponsored by the Ohio Association of School Business Officials (OASBO) and the Ohio School Board Association (OSBA) as a group purchasing pool.

B. Fund Accounting

The District uses funds to maintain its financial records during the year. A fund is defined as a fiscal and accounting entity with a self balancing set of accounts. There are three categories of funds: governmental, proprietary and fiduciary.

GOVERNMENTAL FUNDS

Governmental funds are those through which most governmental functions typically are financed. Governmental fund reporting focuses on the sources, uses and balances of current financial resources. Expendable assets are assigned to the various governmental funds according to the purposes for which they may or must be used. Current liabilities are assigned to the fund from which they will be paid. The difference between governmental fund assets and deferred outflows less liabilities and deferred inflows is reported as fund balance. The following is the District's major governmental fund:

General fund - The general fund is used to account for and report all financial resources not accounted for and reported in another fund. The general fund balance is available for any purpose provided it is expended or transferred according to the general laws of Ohio.

Other governmental funds of the District are used to account for specific revenue sources that are restricted, committed or assigned to an expenditure for specified purposes other than debt service or capital projects.

**STARK COUNTY AREA VOCATIONAL SCHOOL DISTRICT
STARK COUNTY, OHIO**

NOTES TO THE BASIC FINANCIAL STATEMENTS
FOR THE FISCAL YEAR ENDED JUNE 30, 2017

NOTE 2 - SUMMARY OF SIGNIFICANT ACCOUNTING POLICIES - (Continued)

PROPRIETARY FUNDS

Proprietary funds are used to account for the District's ongoing activities which are similar to those often found in the private sector. The District has no proprietary funds.

FIDUCIARY FUNDS

Fiduciary fund reporting focuses on net position and changes in net position. The fiduciary fund category is split into four classifications: pension trust funds, investment trust funds, private-purpose trust funds and agency funds. Trust funds are used to account for assets held by the District under a trust agreement for individuals, private organizations, or other governments and are therefore not available to support the District's own programs. The District's only trust fund is a private-purpose trust which accounts for scholarship programs for students. Agency funds are custodial in nature (assets equal liabilities) and do not involve measurement of results of operations. The District's agency funds account for student activities and District agency services.

C. Basis of Presentation and Measurement Focus

Government-wide Financial Statements - The statement of net position and the statement of activities display information about the District as a whole. These statements include the financial activities of the primary government, except for fiduciary funds.

The government-wide statement of activities presents a comparison between direct expenses and program revenues for each function or program of the governmental activities of the District. Direct expenses are those that are specifically associated with a service, program or department and therefore clearly identifiable to a particular function. Program revenues include amounts paid by the recipient of goods or services offered by the program and grants and contributions that are restricted to meeting the operational or capital requirements of a particular program. Revenues not classified as program revenues are presented as general revenues of the District.

The government-wide financial statements are prepared using the economic resources measurement focus. All assets and deferred outflows of resources and all liabilities and deferred inflows of resources associated with the operation of the District are included on the statement of net position.

Fund Financial Statements - Fund financial statements report detailed information about the District. The focus of governmental fund financial statements is on major funds rather than reporting funds by type. Each major fund is presented in a separate column and all nonmajor funds are aggregated into one column. Fiduciary funds are reported by fund type.

All governmental funds are accounted for using a flow of current financial resources measurement focus. With this measurement focus, only current assets and deferred outflows of resources and current liabilities and deferred inflows of resources generally are included on the balance sheet. The statement of revenues, expenditures and changes in fund balances reports on the sources (i.e., revenues and other financing sources) and uses (i.e., expenditures and other financing uses) of current financial resources. This approach differs from the manner in which the governmental activities of the government-wide financial statements are prepared. Governmental fund financial statements therefore include a reconciliation with brief explanations to better identify the relationship between the government-wide statements and the statements for governmental funds.

**STARK COUNTY AREA VOCATIONAL SCHOOL DISTRICT
STARK COUNTY, OHIO**

NOTES TO THE BASIC FINANCIAL STATEMENTS
FOR THE FISCAL YEAR ENDED JUNE 30, 2017

NOTE 2 - SUMMARY OF SIGNIFICANT ACCOUNTING POLICIES - (Continued)

The private-purpose trust fund is reported using the economic resources measurement focus. Agency funds do not report a measurement focus as they do not report operations.

D. Basis of Accounting

Basis of accounting determines when transactions are recorded in the financial records and reported on the financial statements. Government-wide financial statements are prepared using the accrual basis of accounting. Governmental funds use the modified accrual basis of accounting. Fiduciary funds use the accrual basis of accounting.

Revenues - Exchange and Nonexchange Transactions - Revenue resulting from exchange transactions, in which each party gives and receives essentially equal value, is recorded on the accrual basis when the exchange takes place. On a modified accrual basis, revenue is recorded in the fiscal year in which the resources are measurable and become available. Available means that the resources will be collected within the current fiscal year or are expected to be collected soon enough thereafter to be used to pay liabilities of the current fiscal year. For the District, available means expected to be received within sixty days of fiscal year end.

Nonexchange transactions, in which the District receives value without directly giving equal value in return, include property taxes, grants, entitlements and donations. On an accrual basis, revenue from property taxes is recognized in the fiscal year for which the taxes are levied (See Note 6).

Revenue from grants, entitlements and donations is recognized in the fiscal year in which all eligibility requirements have been satisfied. Eligibility requirements include timing requirements, which specify the year when the resources are required to be used or the fiscal year when use is first permitted, matching requirements, in which the District must provide local resources to be used for a specified purpose and expenditure requirements, in which the resources are provided to the District on a reimbursement basis. On a modified accrual basis, revenue from nonexchange transactions must also be available before it can be recognized.

Under the modified accrual basis, the following revenue sources are considered to be both measurable and available at fiscal year end: property taxes available as an advance, interest, tuition, grants, student fees and rentals.

Deferred Outflows of Resources and Deferred Inflows of Resources - In addition to assets, the government-wide statement of net position will report a separate section for deferred outflows of resources. Deferred outflows of resources, represents a consumption of net position that applies to a future period and will not be recognized as an outflow of resources (expense/expenditure) until then. See Note 12 for deferred outflows of resources related the District's net pension liability.

**STARK COUNTY AREA VOCATIONAL SCHOOL DISTRICT
STARK COUNTY, OHIO**

NOTES TO THE BASIC FINANCIAL STATEMENTS
FOR THE FISCAL YEAR ENDED JUNE 30, 2017

NOTE 2 - SUMMARY OF SIGNIFICANT ACCOUNTING POLICIES - (Continued)

In addition to liabilities, both the government-wide statement of net position and the governmental fund financial statements report a separate section for deferred inflows of resources. Deferred inflows of resources represent an acquisition of net position that applies to a future period and will not be recognized as an inflow of resources (revenue) until that time. For the District, deferred inflows of resources include property taxes and unavailable revenue. Property taxes represent amounts for which there is an enforceable legal claim as of June 30, 2017, but which were levied to finance fiscal year 2018 operations. These amounts have been recorded as a deferred inflow of resources on both the government-wide statement of net position and the governmental fund financial statements. Unavailable revenue is reported only on the governmental funds balance sheet, and represents receivables which will not be collected within the available period. For the District unavailable revenue includes delinquent property taxes and intergovernmental grants. These amounts are deferred and recognized as an inflow of resources in the period the amounts become available.

See Note 12 for deferred inflows of resources related to the District's net pension liability. This deferred inflow of resources is only reported on the government-wide statement of net position.

Expenses/Expenditures - On the accrual basis of accounting, expenses are recognized at the time they are incurred. The entitlement value of donated commodities received during the year is reported in the statement of revenues, expenditures and changes in fund balances as an expenditure with a like amount reported as intergovernmental revenue.

The measurement focus of governmental fund accounting is on decreases in net financial resources (expenditures) rather than expenses. Expenditures are generally recognized in the accounting period in which the related fund liability is incurred, if measurable. Allocations of cost, such as depreciation and amortization, are not recognized in governmental funds.

E. Budgets

The District is required by State statute to adopt an annual appropriated cash basis budget for all funds, except agency funds. The specific timetable is as follows:

1. On October 25, 2005, the Stark County Budget Commission voted to waive the requirement that school districts adopt a tax budget as required by section 5705.28 of the Ohio Revised Code, by January 15 and the filing by January 20. The Budget Commission now requires an alternate tax budget be submitted by January 20 which no longer requires specific Board approval.
2. By no later than January 20, the Board-adopted budget is filed with the Stark County Budget Commission for tax rate determination.

**STARK COUNTY AREA VOCATIONAL SCHOOL DISTRICT
STARK COUNTY, OHIO**

**NOTES TO THE BASIC FINANCIAL STATEMENTS
FOR THE FISCAL YEAR ENDED JUNE 30, 2017**

NOTE 2 - SUMMARY OF SIGNIFICANT ACCOUNTING POLICIES - (Continued)

3. Prior to April 1, the Board of Education accepts, by formal resolution, the tax rates as determined by the Budget Commission and receives the Commission's certificate of estimated resources, which states the projected revenue of each fund. Prior to July 1, the District must revise its budget so that total contemplated expenditures from any fund during the ensuing year will not exceed the amount stated in the certificate of estimated resources. The revised budget then serves as a basis for the appropriation measure. On or about July 1, the certificate is amended to include any unencumbered balances from the preceding year as reported by the District Treasurer. The certificate may be further amended during the year if projected increases or decreases in revenue are identified by the District Treasurer. The amounts reported in the budgetary statement reflect the amounts set forth in the original and final certificates of estimated resources issued for fiscal year 2017.
4. By July 1, the annual appropriation resolution is legally enacted by the Board of Education at the fund level of expenditures for all funds, which is the legal level of budgetary control. Prior to the passage of the annual appropriation measure, the Board may pass a temporary appropriation measure to meet the ordinary expenses of the District. Appropriations by fund must be within the estimated resources as certified by the County Budget Commission and the total of expenditures and encumbrances may not exceed the appropriation totals at any level of control.
5. Any revisions that alter the legal level of budgetary control must be approved by the Board of Education.
6. Formal budgetary integration is employed as a management control device during the year for all funds, other than agency funds, consistent with statutory provisions.
7. Appropriation amounts are as originally adopted, or as amended by the Board of Education through the year by supplemental appropriations, which either reallocated or increased the original appropriated amounts. The Board may pass supplemental fund appropriations so long as the total appropriations by fund do not exceed the amounts set forth in the most recent certificate of estimated resources. All supplemental appropriations were legally enacted by the Board during fiscal year 2017. The amounts reported in the budgetary statement reflect the original and final appropriations approved by the Board of Education during fiscal year 2017.
8. Unencumbered appropriations lapse at year end. Encumbered appropriations are carried forward to the succeeding fiscal year and need not be reappropriated. Expenditures plus encumbrances may not legally exceed budgeted appropriations at the legal level of budgetary control.

F. Cash and Investments

To improve cash management, cash received by the District is pooled in a central bank account. Monies for all funds are maintained in this pool. Individual fund integrity is maintained through the District's records. Each fund's interest in the pool is presented as "equity in pooled cash and investments" on the basic financial statements.

During fiscal year 2017, investments were limited to federal agency securities, U.S. Treasury obligations and investments in the State Treasury Asset Reserve of Ohio (STAR Ohio). Investments are reported at fair value, which is based on quoted market prices.

**STARK COUNTY AREA VOCATIONAL SCHOOL DISTRICT
STARK COUNTY, OHIO**

NOTES TO THE BASIC FINANCIAL STATEMENTS
FOR THE FISCAL YEAR ENDED JUNE 30, 2017

NOTE 2 - SUMMARY OF SIGNIFICANT ACCOUNTING POLICIES - (Continued)

The District has invested funds in STAR Ohio during fiscal year 2017. STAR Ohio is an investment pool managed by the State Treasurer's Office which allows governments within the State to pool their funds for investment purposes. STAR Ohio is not registered with the SEC as an investment company, but has adopted Governmental Accounting Standards Board (GASB), Statement No. 79, "Certain External Investment Pools and Pool Participants." The District measures its investment in STAR Ohio at the net asset value (NAV) per share provided by STAR Ohio. The NAV per share is calculated on an amortized cost basis that provides an NAV per share that approximates fair value.

For fiscal year 2017, there were no limitations or restrictions on any participant withdrawals due to redemption notice periods, liquidity fees, or redemption gates. However, notice must be given 24 hours in advance of all deposits and withdrawals exceeding \$25 million. STAR Ohio reserves the right to limit the transaction to \$50 million, requiring the excess amount to be transacted the following business day(s), but only to the \$50 million limit. All accounts of the participant will be combined for these purposes.

Under existing Ohio statutes, all investment earnings are assigned to the general fund unless statutorily required to be credited to a specific fund. Interest revenue credited to the general fund during fiscal year 2017 amounted to \$23,128, which includes \$2,336 assigned from other funds.

For presentation on the basic financial statements, investments of the cash management pool and investments with original maturities of three months or less at the time they are purchased by the District are considered to be cash equivalents. Investments with an initial maturity of more than three months are reported as investments.

An analysis of the District's investment account at fiscal year end is provided in Note 4.

G. Inventory

On government-wide and fund financial statements, purchased inventories are presented at the lower of cost or market and donated commodities are presented at their entitlement value. Inventories are recorded on a first-in, first-out basis and are expended/expensed when used. Inventories are accounted for using the consumption method.

Inventory consists of expendable supplies held for consumption, donated food and purchased food.

H. Capital Assets

General capital assets are those assets specifically related to activities reported in the governmental activities. These assets result from expenditures in the governmental funds. These assets are reported in the governmental activities column of the government-wide statement of net position, but are not reported in the fund financial statements.

All capital assets are capitalized at cost (or estimated historical cost) and updated for additions and retirements during the year. Donated capital assets are recorded at their acquisition value as of the date received. The District's capitalization threshold is \$5,000. Improvements are capitalized; the costs of normal maintenance and repairs that do not add to the value of the asset or materially extend an asset's life are not.

**STARK COUNTY AREA VOCATIONAL SCHOOL DISTRICT
STARK COUNTY, OHIO**

NOTES TO THE BASIC FINANCIAL STATEMENTS
FOR THE FISCAL YEAR ENDED JUNE 30, 2017

NOTE 2 - SUMMARY OF SIGNIFICANT ACCOUNTING POLICIES - (Continued)

All reported capital assets except land and construction in progress are depreciated. Improvements are depreciated over the remaining useful lives of the related capital assets. Depreciation is computed using the straight-line method over the following useful lives:

<u>Description</u>	<u>Governmental Activities Estimated Lives</u>
Land improvements	50 years
Buildings and improvements	15 - 50 years
Furniture and equipment	5 - 20 years
Vehicles	6 - 15 years

I. Interfund Balances

On fund financial statements, receivables and payables resulting from short-term interfund loans are classified as “interfund loans receivable/payable”. These amounts are eliminated in the governmental activities column on the statement of net position. The District had no interfund balances at June 30, 2017. Loans between governmental activities and agency funds are classified as “loans receivable/payable” on the government wide and fund financial statements.

J. Compensated Absences

Compensated absences of the District consist of vacation leave and sick leave to the extent that payments to the employee for these absences are attributable to services already rendered and are not contingent on a specific event that is outside the control of the District and the employee.

In accordance with the provisions of GASB Statement No. 16, “Accounting for Compensated Absences”, a liability for vacation leave is accrued if a) the employees’ rights to payment are attributable to services already rendered; and b) it is probable that the employer will compensate the employees for the benefits through paid time off or other means, such as cash payment at termination or retirement. An accrual for earned sick leave is made to the extent that it is probable that the benefits will result in termination (severance) payments. A liability for sick leave is accrued using the vesting method; i.e., the liability is based on the sick leave accumulated at June 30, 2017, by those employees who are currently eligible to receive termination (severance) payments, as well as those employees expected to become eligible in the future. For purposes of establishing a liability for sick leave on employees expected to become eligible to retire in the future, all employees with one year of service are considered expected to become eligible to retire in accordance with GASB Statement No. 16.

The total liability for vacation and sick leave payments has been calculated using pay rates in effect at June 30, 2017 and reduced to the maximum payment allowed by labor contract and/or statute, plus any applicable additional salary related payments.

The entire compensated absence liability is reported on the government-wide financial statements.

**STARK COUNTY AREA VOCATIONAL SCHOOL DISTRICT
STARK COUNTY, OHIO**

NOTES TO THE BASIC FINANCIAL STATEMENTS
FOR THE FISCAL YEAR ENDED JUNE 30, 2017

NOTE 2 - SUMMARY OF SIGNIFICANT ACCOUNTING POLICIES - (Continued)

For governmental fund financial statements, the current portion of unpaid compensated absences is the amount expected to be paid using expendable available resources upon the occurrence of relevant events. These amounts are recorded in the account “compensated absences payable” in the fund from which the employees who have accumulated unpaid leave are paid. The noncurrent portion of the liability is not reported.

K. Accrued Liabilities and Long-Term Obligations

All payables, accrued liabilities and long-term obligations are reported in the government-wide financial statements.

In general, governmental fund payables and accrued liabilities that, once incurred, are paid in a timely manner and in full from current financial resources are reported as obligations of the funds. However, claims and judgments and compensated absences that will be paid from governmental funds are reported as a liability in the fund financial statements only to the extent that they are due for payment during the current year.

L. Fund Balance

Fund balance is divided into five classifications based primarily on the extent to which the District is bound to observe constraints imposed upon the use of the resources in the governmental funds. The classifications are as follows:

Nonspendable - The nonspendable fund balance classification includes amounts that cannot be spent because they are not in spendable form or legally required to be maintained intact. The “not in spendable form” criterion includes items that are not expected to be converted to cash.

Restricted - Fund balance is reported as restricted when constraints are placed on the use of resources that are either externally imposed by creditors (such as through debt covenants), grantors, contributors, or laws or regulations of other governments, or imposed by law through constitutional provisions or enabling legislation.

Committed - The committed fund balance classification includes amounts that can be used only for the specific purposes imposed by a formal action (resolution) of the District Board of Education (the highest level of decision making authority). Those committed amounts cannot be used for any other purpose unless the District Board of Education removes or changes the specified use by taking the same type of action (resolution) it employed to previously commit those amounts. Committed fund balance also incorporates contractual obligations to the extent that existing resources in the fund have been specifically committed for use in satisfying those contractual requirements.

Assigned - Amounts in the assigned fund balance classification are intended to be used by the District for specific purposes but do not meet the criteria to be classified as restricted nor committed. In governmental funds other than the general fund, assigned fund balance represents the remaining amount that is not restricted or committed. In the general fund, assigned amounts represent intended uses established by policies of the District Board of Education, which includes giving the Treasurer the authority to constrain monies for intended purposes.

**STARK COUNTY AREA VOCATIONAL SCHOOL DISTRICT
STARK COUNTY, OHIO**

NOTES TO THE BASIC FINANCIAL STATEMENTS
FOR THE FISCAL YEAR ENDED JUNE 30, 2017

NOTE 2 - SUMMARY OF SIGNIFICANT ACCOUNTING POLICIES - (Continued)

Unassigned - Unassigned fund balance is the residual classification for the general fund and includes all spendable amounts not contained in the other classifications. In other governmental funds, the unassigned classification is only used to report a deficit fund balance resulting from overspending for specific purposes for which amounts had been restricted, committed, or assigned.

The District applies restricted resources first when expenditures are incurred for purposes for which restricted and unrestricted (committed, assigned, and unassigned) fund balance is available. Similarly, within unrestricted fund balance, committed amounts are reduced first followed by assigned, and then unassigned amounts when expenditures are incurred for purposes for which amounts in any of the unrestricted fund balance classifications could be used.

M. Net Position

Net position represents the difference between assets plus deferred outflows of resources less liabilities and deferred inflows of resources. The net position component "net investment in capital assets," consists of capital assets, net of accumulated depreciation. Deferred outflows of resources, deferred inflows of resources and liabilities that are attributable to the acquisition, construction or improvement of those assets, including contracts payable, and related debt also are included in this component of net position. Net position is reported as restricted when there are limitations imposed on its use either through the enabling legislation adopted by the District or through external restrictions imposed by creditors, grantors or laws or regulations of other governments.

The District applies restricted resources first when an expense is incurred for purposes for which both restricted and unrestricted net position is available.

N. Prepayments

Certain payments to vendors reflect the costs applicable to future accounting periods and are recorded as prepaid items in both government-wide and fund financial statements. These items are reported as assets on the statement of net position and balance sheet using the consumption method. A current asset for the prepaid amounts is recorded at the time of the purchase and the expenditure/expense is reported in the year in which services are consumed.

O. Estimates

The preparation of the basic financial statements in conformity with GAAP requires management to make estimates and assumptions that affect the amounts reported in the basic financial statements and accompanying notes. Actual results may differ from those estimates.

P. Pensions

For purposes of measuring the net pension liability, deferred outflows of resources and deferred inflows of resources related to pensions, and pension expense, information about the fiduciary net position of the pension plans and additions to/deductions from their fiduciary net position have been determined on the same basis as they are reported by the pension systems. For this purpose, benefit payments (including refunds of employee contributions) are recognized when due and payable in accordance with the benefit terms. The pension systems report investments at fair value.

**STARK COUNTY AREA VOCATIONAL SCHOOL DISTRICT
STARK COUNTY, OHIO**

NOTES TO THE BASIC FINANCIAL STATEMENTS
FOR THE FISCAL YEAR ENDED JUNE 30, 2017

NOTE 2 - SUMMARY OF SIGNIFICANT ACCOUNTING POLICIES - (Continued)

Q. Extraordinary and Special Items

Extraordinary items are transactions or events that are both unusual in nature and infrequent in occurrence. Special items are transactions or events that are within the control of the Board of Education and that are either unusual in nature or infrequent in occurrence. During fiscal year 2017, the District had no extraordinary or special items.

R. Fair Value

The District categorizes its fair value measurements within the fair value hierarchy established by generally accepted accounting principles. The hierarchy is based on the valuation inputs used to measure the fair value of the asset. Level 1 inputs are quoted prices in active markets for identical assets; Level 2 inputs are significant other observable inputs; Level 3 inputs are significant unobservable inputs.

NOTE 3 - ACCOUNTABILITY AND COMPLIANCE

A. Change in Accounting Principles

For fiscal year 2017, the District has implemented GASB Statement No. 77, *“Tax Abatement Disclosures”*, GASB Statement No. 78, *“Pensions Provided Through Certain Multiple-Employer Defined Benefit Pension Plans”*, GASB Statement No. 80, *“Blending Requirements for Certain Component Units - An Amendment of GASB Statement No. 14”* and GASB Statement No. 82, *“Pension Issues - An Amendment of GASB Statements No. 67, No. 68 and No. 73”*.

GASB Statement No. 77 requires governments that enter into tax abatement agreements to disclose certain information about the agreement. GASB Statement No. 77 also requires disclosures related to tax abatement agreements that have been entered into by other governments that reduce the reporting government’s tax revenues. The implementation of GASB Statement No. 77 did not have an effect on the financial statements of the District as the District has no material tax abatements.

GASB Statement No. 78 establishes accounting and financial reporting standards for defined benefit pensions provided to the employees of state or local governmental employers through a cost-sharing multiple-employer defined benefit pension plan (cost-sharing pension plan) that meets the criteria in paragraph 4 of Statement 68 and that (a) is not a state or local governmental pension plan, (b) is used to provide defined benefit pensions both to employees of state or local governmental employers and to employees of employers that are not state or local governmental employers, and (c) has no predominant state or local governmental employer (either individually or collectively with other state or local governmental employers that provide pensions through the pension plan). The implementation of GASB Statement No. 78 did not have an effect on the financial statements of the District.

GASB Statement No. 80 improves the financial reporting by clarifying the financial statement presentation requirements for certain component units. This Statement applies to component units that are organized as not-for-profit corporations in which the primary government is the sole corporate member. The implementation of GASB Statement No. 80 did not have an effect on the financial statements of the District.

**STARK COUNTY AREA VOCATIONAL SCHOOL DISTRICT
STARK COUNTY, OHIO**

NOTES TO THE BASIC FINANCIAL STATEMENTS
FOR THE FISCAL YEAR ENDED JUNE 30, 2017

NOTE 3 - ACCOUNTABILITY AND COMPLIANCE - (Continued)

GASB Statement No. 82 addresses issues regarding (1) the presentation of payroll-related measures in required supplementary information, (2) the selection of assumptions and the treatment of deviations from the guidance in an Actuarial Standard of Practice for financial reporting purposes, and (3) the classification of payments made by employers to satisfy employee (plan member) contribution requirements. The implementation of GASB Statement No. 82 did not have an effect on the financial statements of the District.

B. Deficit Fund Balances

Fund balances at June 30, 2017 included a deficit of \$7,330 in the food service fund. The general fund is liable for any deficit in this fund and provides transfers when cash is required, not when accruals occur. The deficit fund balance resulted from adjustments for accrued liabilities.

NOTE 4 - DEPOSITS AND INVESTMENTS

State statutes classify monies held by the District into three categories.

Active deposits are public deposits necessary to meet current demands on the treasury. Such monies must be maintained either as cash in the District treasury, in commercial accounts payable or withdrawable on demand, including negotiable order of withdrawal (NOW) accounts, or in money market deposit accounts.

Inactive deposits are public deposits that the Board of Education has identified as not required for use within the current five year period of designation of depositories. Inactive deposits must either be evidenced by certificates of deposit maturing not later than the end of the current period of designation of depositories, or by savings or deposit accounts including, but not limited to, passbook accounts.

Interim deposits are deposits of interim monies. Interim monies are those monies which are not needed for immediate use, but which will be needed before the end of the current period of designation of depositories.

Interim deposits must be evidenced by time certificates of deposit maturing not more than one year from the date of deposit or by savings or deposit accounts including passbook accounts.

Interim monies may be deposited or invested in the following securities:

1. United States Treasury Notes, Bills, Bonds, or any other obligation or security issued by the United States Treasury or any other obligation guaranteed as to principal and interest by the United States;
2. Bonds, notes, debentures, or any other obligations or securities issued by any federal government agency or instrumentality, including, but not limited to, the Federal National Mortgage Association, Federal Home Loan Bank, Federal Farm Credit Bank, Federal Home Loan Mortgage Corporation, Government National Mortgage Association, and Student Loan Marketing Association. All federal agency securities shall be direct issuances of federal government agencies or instrumentalities;
3. Written repurchase agreements in the securities listed above provided that the market value of the securities subject to the repurchase agreement must exceed the principal value of the agreement by at least two percent and be marked to market daily, and that the term of the agreement must not exceed thirty days;

**STARK COUNTY AREA VOCATIONAL SCHOOL DISTRICT
STARK COUNTY, OHIO**

**NOTES TO THE BASIC FINANCIAL STATEMENTS
FOR THE FISCAL YEAR ENDED JUNE 30, 2017**

NOTE 4 - DEPOSITS AND INVESTMENTS - (Continued)

4. Bonds and other obligations of the State of Ohio;
5. No-load money market mutual funds consisting exclusively of obligations described in items (1) and (2) above and repurchase agreements secured by such obligations, provided that investments in securities described in this division are made only through eligible institutions;
6. The State Treasurer's investment pool (STAR Ohio);
7. Certain banker's acceptance and commercial paper notes for a period not to exceed one hundred eighty days from the purchase date in an amount not to exceed twenty-five percent of the interim monies available for investment at any one time; and,
8. Under limited circumstances, corporate note interests rated in either of the two highest classifications by at least two nationally recognized rating agencies.

Protection of the District's deposits is provided by the Federal Deposit Insurance Corporation (FDIC), by eligible securities pledged by the financial institution as security for repayment, by surety company bonds deposited with the Treasurer by the financial institution or by a single collateral pool established by the financial institution to secure the repayment of all public monies deposited with the institution.

Investments in stripped principal or interest obligations, reverse repurchase agreements and derivatives are prohibited. The issuance of taxable notes for the purpose of arbitrage, the use of leverage and short selling are also prohibited. An investment must mature within five years from the date of purchase unless matched to a specific obligation or debt of the District and must be purchased with the expectation that it will be held to maturity. Investments may only be made through specified dealers and institutions. Payment for investments may be made only upon delivery of the securities representing the investments to the Treasurer or, if the securities are not represented by a certificate, upon receipt of confirmation of transfer from the custodian.

A. Deposits with Financial Institutions

At June 30, 2017, the carrying amount of all District deposits was \$2,290,812. Based on the criteria described in GASB Statement No. 40, "Deposits and Investment Risk Disclosures", as of June 30, 2017, \$2,114,421 of the District's bank balance of \$2,364,421 was exposed to custodial credit risk as discussed below, while \$250,000 was covered by the FDIC.

Custodial credit risk is the risk that, in the event of bank failure, the District's deposits may not be returned. All deposits are collateralized with eligible securities in amounts equal to at least 105% of the carrying value of the deposits. Such collateral, as permitted by the Ohio Revised Code, is held in single financial institution collateral pools at Federal Reserve Banks, or at member banks of the federal reserve system, in the name of the respective depository bank and pledged as a pool of collateral against all of the public deposits it holds or as specific collateral held at the Federal Reserve Bank in the name of the District.

**STARK COUNTY AREA VOCATIONAL SCHOOL DISTRICT
STARK COUNTY, OHIO**

NOTES TO THE BASIC FINANCIAL STATEMENTS
FOR THE FISCAL YEAR ENDED JUNE 30, 2017

NOTE 4 - DEPOSITS AND INVESTMENTS - (Continued)

B. Investments

As of June 30, 2017, the District had the following investments and maturities:

Measurement/ Investment/Type	Measurement Value	Investment Maturities				
		6 months or less	7 to 12 months	13 to 18 months	19 to 24 months	Greater than 24 months
Fair value:						
FFCB Notes	\$ 1,731,923	\$ 749,840	\$ 249,738	\$ 548,359	\$ -	\$ 183,986
FHLB Notes	500,000	500,000	-	-	-	-
FHLMC Notes	1,352,461	-	498,705	-	-	853,756
FNMA Notes	2,469,005	-	857,570	347,844	268,947	994,644
U.S. Treasury Notes	514,337	-	-	-	-	514,337
U.S. Government money market funds	14,656	14,656	-	-	-	-
Amortized cost:						
STAR Ohio	192,082	192,082	-	-	-	-
Total	\$ 6,774,464	\$ 1,456,578	\$ 1,606,013	\$ 896,203	\$ 268,947	\$ 2,546,723

The weighted average maturity of investments is 1.69 years.

The District's investments in U.S. Government money market funds are valued using quoted market prices in active markets (Level 1 inputs). The District's other investments measured at fair value are valued using quoted market prices in markets that are not considered to be active, dealer quotations or alternative pricing sources for similar assets or liabilities for which all significant inputs are observable, either directly or indirectly (Level 2 inputs).

Interest Rate Risk: Interest rate risk arises as potential purchasers of debt securities will not agree to pay face value for those securities if interest rates subsequently increase. As a means of limiting its exposure to fair value losses arising from rising interest rates and according to State law, the District's investment policy limits investment portfolio maturities to five years or less.

Credit Risk: STAR Ohio and U.S. Government money market mutual funds carry a rating of AAAM by Standard and Poor's. Ohio law requires that STAR Ohio maintain the highest rating provided by at least one nationally recognized standard rating service. The District's investments in federal agency securities were rated AA+ and Aaa by Standard and Poor's and Moody's Investor Services, respectively. The District's investment policy does not specifically address credit risk beyond requiring the District to only invest in securities authorized by State statute.

Custodial Credit Risk: For an investment, custodial credit risk is the risk that, in the event of the failure of the counterparty, the District will not be able to recover the value of its investments or collateral securities that are in the possession of an outside party. The federal agency securities, commercial paper and U.S. Government obligations are exposed to custodial credit risk in that they are uninsured, unregistered and held by the counterparty's trust department or agency, but not in the District's name. The District has no investment policy dealing with investment custodial risk beyond the requirement of the State statute that prohibits payment for investments prior to the delivery of the securities representing such investments to the Treasurer or qualified trustee.

**STARK COUNTY AREA VOCATIONAL SCHOOL DISTRICT
STARK COUNTY, OHIO**

NOTES TO THE BASIC FINANCIAL STATEMENTS
FOR THE FISCAL YEAR ENDED JUNE 30, 2017

NOTE 4 - DEPOSITS AND INVESTMENTS - (Continued)

Concentration of Credit Risk: The District places no limit on the amount that may be invested in any one issuer. The following table includes the percentage of each investment type held by the District at June 30, 2017:

<u>Measurement/ Investment Type</u>	<u>Measurement Value</u>	<u>% of Total</u>
Fair value:		
FFCB Notes	\$ 1,731,923	25.57
FHLB Notes	500,000	7.38
FHLMC Notes	1,352,461	19.96
FNMA Notes	2,469,005	36.44
U.S. Treasury Notes	514,337	7.59
U.S. Government money market funds	14,656	0.22
Amortized cost:		
STAR Ohio	<u>192,082</u>	<u>2.84</u>
Total	<u>\$ 6,774,464</u>	<u>100.00</u>

C. Reconciliation of Cash and Investments to the Statement of Net Position

The following is a reconciliation of cash and investments as reported in the note above to cash and investments as reported on the statement of net position as of June 30, 2017:

<u>Cash and investments per note</u>	
Carrying amount of deposits	\$ 2,290,812
Investments	<u>6,774,464</u>
Total	<u>\$ 9,065,276</u>
 <u>Cash and investments per statement of net position</u>	
Governmental activities	\$ 9,027,742
Private-purpose trust fund	1,237
Agency funds	<u>36,297</u>
Total	<u>\$ 9,065,276</u>

NOTE 5 - INTERFUND TRANSACTIONS

Advances outstanding at June 30, 2017 between governmental funds and fiduciary funds consist of \$966 due to the general fund from the District's agency funds. The advances are reported as loans on the government-wide financial statements. The full amount is expected to be repaid within one year.

NOTE 6 - PROPERTY TAXES

Property taxes are levied and assessed on a calendar year basis while the District fiscal year runs from July through June. First half tax collections are received by the District in the second half of the fiscal year. Second half tax distributions occur in the first half of the following fiscal year.

**STARK COUNTY AREA VOCATIONAL SCHOOL DISTRICT
STARK COUNTY, OHIO**

NOTES TO THE BASIC FINANCIAL STATEMENTS
FOR THE FISCAL YEAR ENDED JUNE 30, 2017

NOTE 6 - PROPERTY TAXES - (Continued)

Property taxes include amounts levied against all real property and public utility property. Real property tax revenues received in calendar year 2017 represent the collection of calendar year 2016 taxes. Real property taxes received in calendar year 2017 were levied after April 1, 2016, on the assessed values as of January 1, 2016, the lien date. Assessed values for real property taxes are established by State statute at 35 percent of appraised market value. Real property taxes are payable annually or semiannually. If paid annually, payment is due December 31; if paid semiannually, the first payment is due December 31, with the remainder payable by June 20. Under certain circumstances, State statute permits alternate payment dates to be established. Public utility property tax revenues received in calendar year 2017 represent the collection of calendar year 2016 taxes. Public utility real and personal property taxes received in calendar year 2017 became a lien on December 31, 2015, were levied after April 1, 2016, and are collected with real property taxes. Public utility real property is assessed at 35 percent of true value; public utility tangible personal property is currently assessed at varying percentages of true value.

The District receives property taxes from Stark, Carroll, Summit, Tuscarawas, Columbiana and Wayne Counties. The County Auditors/Fiscal Officers periodically advance to the District their portion of the taxes collected. Second-half real property tax payments collected by the County by June 30, 2017, are available to finance fiscal year 2017 operations. The amount available as an advance at June 30, 2017 was \$156,693 in the general fund. This amount is recorded as revenue. The amount available for advance at June 30, 2016 was \$156,101 in the general fund. The amount of second-half real property taxes available for advance at fiscal year-end can vary based on the date the tax bills are sent.

Accrued property taxes receivable includes real property, public utility property and delinquent tangible personal property taxes which are measurable as of June 30, 2017 and for which there is an enforceable legal claim. Although total property tax collections for the next fiscal year are measurable, only the amount of real property taxes available as an advance at June 30 was levied to finance current fiscal year operations and is reported as revenue at fiscal year end. The portion of the receivable not levied to finance current fiscal year operations is offset by a credit to deferred inflows of resources.

On the accrual basis of accounting, collectible delinquent property taxes have been recorded as a receivable and revenue, while on a modified accrual basis of accounting the revenue has been reported as deferred inflows of resources.

The assessed values upon which the fiscal year 2017 taxes were collected are:

	2016 Second Half Collections		2017 First Half Collections	
	<u>Amount</u>	<u>Percent</u>	<u>Amount</u>	<u>Percent</u>
Agricultural/residential and other real estate	\$ 1,275,496,550	93.73	\$ 1,304,645,580	92.70
Public utility personal	<u>85,275,880</u>	<u>6.27</u>	<u>102,793,900</u>	<u>7.30</u>
Total	<u>\$ 1,360,772,430</u>	<u>100.00</u>	<u>\$ 1,407,439,480</u>	<u>100.00</u>
Tax rate per \$1,000 of assessed valuation	\$2.00		\$2.00	

**STARK COUNTY AREA VOCATIONAL SCHOOL DISTRICT
STARK COUNTY, OHIO**

NOTES TO THE BASIC FINANCIAL STATEMENTS
FOR THE FISCAL YEAR ENDED JUNE 30, 2017

NOTE 7 - RECEIVABLES

Receivables at June 30, 2017 consisted of property taxes, accrued interest, intergovernmental grants and entitlements and loans. All receivables are considered collectible in full due to the ability to foreclose for the nonpayment of taxes, the stable condition of State programs and the current year guarantee of federal funds.

Receivables have been disaggregated on the face of the basic financial statements. All receivables are expected to be collected within the subsequent year.

NOTE 8 - CAPITAL ASSETS

Capital asset activity for the fiscal year ended June 30, 2017, was as follows:

	<u>Balance</u> <u>06/30/16</u>	<u>Additions</u>	<u>Deductions</u>	<u>Balance</u> <u>06/30/17</u>
Governmental activities:				
<i>Capital assets, not being depreciated:</i>				
Land	\$ 144,865	\$ -	\$ -	\$ 144,865
Construction in progress	<u>220,473</u>	<u>270,199</u>	<u>(220,473)</u>	<u>270,199</u>
Total capital assets, not being depreciated	<u>365,338</u>	<u>270,199</u>	<u>(220,473)</u>	<u>415,064</u>
<i>Capital assets, being depreciated:</i>				
Land improvements	67,523	687,869	-	755,392
Buildings and improvements	13,746,964	-	-	13,746,964
Furniture and equipment	2,209,444	161,725	(128,689)	2,242,480
Vehicles	<u>129,453</u>	<u>-</u>	<u>-</u>	<u>129,453</u>
Total capital assets, being depreciated	<u>16,153,384</u>	<u>849,594</u>	<u>(128,689)</u>	<u>16,874,289</u>
<i>Less: accumulated depreciation</i>				
Land improvements	(9,453)	(15,043)	-	(24,496)
Buildings and improvements	(6,978,441)	(244,676)	-	(7,223,117)
Furniture and equipment	(1,024,361)	(87,375)	68,168	(1,043,568)
Vehicles	<u>(116,063)</u>	<u>(5,320)</u>	<u>-</u>	<u>(121,383)</u>
Total accumulated depreciation	<u>(8,128,318)</u>	<u>(352,414)</u>	<u>68,168</u>	<u>(8,412,564)</u>
Governmental activities capital assets, net	<u>\$ 8,390,404</u>	<u>\$ 767,379</u>	<u>\$ (280,994)</u>	<u>\$ 8,876,789</u>

**STARK COUNTY AREA VOCATIONAL SCHOOL DISTRICT
STARK COUNTY, OHIO**

NOTES TO THE BASIC FINANCIAL STATEMENTS
FOR THE FISCAL YEAR ENDED JUNE 30, 2017

NOTE 8 - CAPITAL ASSETS - (Continuing)

Depreciation expense was charged to governmental functions as follows:

<u>Instruction:</u>	
Vocational	\$ 218,045
<u>Support services:</u>	
Pupil	58,560
Instructional staff	10,825
Administration	1,691
Fiscal	1,691
Operations and maintenance	54,207
Central	4,272
Food service operations	<u>3,123</u>
Total depreciation expense	<u>\$ 352,414</u>

NOTE 9 - LONG-TERM OBLIGATIONS

A. During fiscal year 2017, the following changes occurred in governmental activities long-term obligations:

	Balance Outstanding <u>06/30/16</u>	<u>Additions</u>	<u>Reductions</u>	Balance Outstanding <u>06/30/17</u>	Amounts Due in <u>One Year</u>
Governmental activities:					
Compensated absences payable	\$ 677,104	\$ 148,429	\$ (95,978)	\$ 729,555	\$ 82,383
Net pension liability	<u>10,457,856</u>	<u>2,132,718</u>	<u>-</u>	<u>12,590,574</u>	<u>-</u>
Total long-term obligations, governmental activities	<u>\$ 11,134,960</u>	<u>\$ 2,281,147</u>	<u>\$ (95,978)</u>	<u>\$ 13,320,129</u>	<u>\$ 82,383</u>

Compensated absences will be paid from the fund from which the employee is paid, which is primarily the general fund. See Note 12 for more detail on the net pension liability.

B. Legal Debt Margin

The Ohio Revised Code provides that voted net general obligation debt of the District shall never exceed 9% of the total assessed valuation of the District. The code further provides that unvoted indebtedness shall not exceed 1/10 of 1% of the property valuation of the District. The code additionally states that unvoted indebtedness related to energy conservation debt shall not exceed 9/10 of 1% of the property valuation of the District. The assessed valuation used in determining the District's legal debt margin has been modified by House Bill 530, which became effective March 30, 2006. In accordance with House Bill 530, the assessed valuation used in the District's legal debt margin calculation excluded tangible personal property used in business, telephone or telegraph property, interexchange telecommunications company property, and personal property owned or leased by a railroad company and used in railroad operations. The effects of these debt limitations at June 30, 2017 are a voted debt margin of \$126,669,553 and an unvoted debt margin of \$1,407,439.

**STARK COUNTY AREA VOCATIONAL SCHOOL DISTRICT
STARK COUNTY, OHIO**

NOTES TO THE BASIC FINANCIAL STATEMENTS
FOR THE FISCAL YEAR ENDED JUNE 30, 2017

NOTE 10 - EMPLOYEE BENEFITS

A. Compensated Absences

The criteria for determining vested vacation and sick leave benefits are derived from negotiated agreements and State laws. Classified employees and administrators earn 10 to 20 days of vacation per year, depending upon length of service. Accumulated unused vacation time is paid to classified employees and administrators upon termination of employment. Teachers do not earn vacation time. Teachers, administrators and classified employees earn sick leave at the rate of one and one-fourth days per month. Sick leave may be accumulated to a maximum of 350 days. Upon retirement, payment is made for 25% of the total sick leave accumulation, up to a maximum accumulation of 73 days severance pay at the daily rate of the employee. In addition, upon retirement the District Superintendent receives a payment of \$5,000 for each year of service.

B. Retirement Incentive Bonus

The District offers a retirement incentive bonus for certified employees in the amount of \$17,500 and for classified employees in the amount of \$12,500. Employees retiring the first time they are eligible to retire based on the State Teachers Retirement System of Ohio and School Employees Retirement System eligibility criteria will receive the bonus. The retirement incentive bonus is based on the negotiated agreements.

C. Life Insurance

The District provides life insurance and accidental death and dismemberment insurance to most employees. Life insurance is provided through the Stark County Schools Council of Government Health Benefits Program.

NOTE 11 - RISK MANAGEMENT

A. Comprehensive

The District is exposed to various risks of loss related to torts; theft of, damage to, and destruction of assets; errors and omissions; injuries to employees and natural disasters. During fiscal year 2017, the District contracted with Leonard Insurance. Buildings are 100% co-insured. A summary of coverages provided are as follows:

	<u>Coverage</u>	<u>Deductible</u>
Buildings, Contents and Boiler	\$34,410,613	\$ 5,000
Public Employees Dishonesty	50,000	1,000
Automobile Liability	1,000,000	-
Uninsured Motorists	75,000	-
General Liability:		
Per Occurrence	1,000,000	-
Aggregate	2,000,000	-
Excess Liability	10,000,000	10,000

Settled claims have not exceeded this commercial coverage in any of the past three years. There has been no significant reduction in coverage from the prior year.

**STARK COUNTY AREA VOCATIONAL SCHOOL DISTRICT
STARK COUNTY, OHIO**

NOTES TO THE BASIC FINANCIAL STATEMENTS
FOR THE FISCAL YEAR ENDED JUNE 30, 2017

NOTE 11 - RISK MANAGEMENT - (Continued)

B. Employee Health, Dental and Vision

The District has contracted with the Stark County Schools Council of Government (Council) Health Benefits Program to provide employee medical/surgical, dental and vision benefits. The Council's Health Benefits Program is a shared risk pool comprised of member school districts, educational service centers and related agencies. Rates are set through an annual calculation process. The District pays a monthly contribution, which is paid in a common fund from which claim payments are made for all participants regardless of claims flow. The Board of Directors has the right to return monies to an exiting District subsequent to the settlements of all expenses and claims. The District pays 80% of the premium for medical and dental coverage and 100% of the premium for vision coverage. Employees pay the remaining 20% of the premium for medical and dental coverage. The following amounts are the total monthly premiums paid in fiscal year 2017:

	<u>Family</u>	<u>Single</u>
Medical	\$1,587.61	\$653.54
Dental	204.72	82.99
Vision	43.48	17.51

C. Workers' Compensation

The District participates in a workers' compensation program jointly sponsored by the Ohio Association of School Business Officials (OASBO) and the Ohio School Board Association (OSBA), known as SchoolComp (see Note 2). CompManagement, Inc. (CMI) is the program's third party administrator. SchoolComp serves to group its members' risks for the purpose of obtaining a favorable experience rating to determine its premium liability to the Ohio Bureau of Workers' Compensation (OBWC) and the Ohio Workers' Compensation Fund. This may be accomplished through participation in a group rating program or through group retrospective rating. The District has chosen to participate in the group rating program for the current fiscal year. Participation in SchoolComp is restricted to members who meet enrollment criteria and are jointly in good standing with OASBO and OSBA. OASBO and OSBA are certified sponsors recognized by OBWC.

NOTE 12 - DEFINED BENEFIT PENSION PLANS

Net Pension Liability

The net pension liability reported on the statement of net position represents a liability to employees for pensions. Pensions are a component of exchange transactions—between an employer and its employees—of salaries and benefits for employee services. Pensions are provided to an employee—on a deferred-payment basis—as part of the total compensation package offered by an employer for employee services each financial period. The obligation to sacrifice resources for pensions is a present obligation because it was created as a result of employment exchanges that already have occurred.

The net pension liability represents the District's proportionate share of each pension plan's collective actuarial present value of projected benefit payments attributable to past periods of service, net of each pension plan's fiduciary net position. The net pension liability calculation is dependent on critical long-term variables, including estimated average life expectancies, earnings on investments, cost of living adjustments and others. While these estimates use the best information available, unknowable future events require adjusting this estimate annually.

**STARK COUNTY AREA VOCATIONAL SCHOOL DISTRICT
STARK COUNTY, OHIO**

NOTES TO THE BASIC FINANCIAL STATEMENTS
FOR THE FISCAL YEAR ENDED JUNE 30, 2017

NOTE 12 - DEFINED BENEFIT PENSION PLANS - (Continued)

The Ohio Revised Code limits the District’s obligation for this liability to annually required payments. The District cannot control benefit terms or the manner in which pensions are financed; however, the District does receive the benefit of employees’ services in exchange for compensation including pension.

GASB 68 assumes the liability is solely the obligation of the employer, because (1) they benefit from employee services; and (2) State statute requires all funding to come from these employers. All contributions to date have come solely from these employers (which also includes costs paid in the form of withholdings from employees). State statute requires the pension plans to amortize unfunded liabilities within 30 years. If the amortization period exceeds 30 years, each pension plan’s board must propose corrective action to the State legislature. Any resulting legislative change to benefits or funding could significantly affect the net pension liability. Resulting adjustments to the net pension liability would be effective when the changes are legally enforceable.

The proportionate share of each plan’s unfunded benefits is presented as a long-term *net pension liability* on the accrual basis of accounting. Any liability for the contractually-required pension contribution outstanding at the end of the year is included in *pension and postemployment benefits payable* on both the accrual and modified accrual bases of accounting.

Plan Description - School Employees Retirement System (SERS)

Plan Description –District non-teaching employees participate in SERS, a cost-sharing multiple-employer defined benefit pension plan administered by SERS. SERS provides retirement, disability and survivor benefits, annual cost-of-living adjustments, and death benefits to plan members and beneficiaries. Authority to establish and amend benefits is provided by Ohio Revised Code Chapter 3309. SERS issues a publicly available, stand-alone financial report that includes financial statements, required supplementary information and detailed information about SERS’ fiduciary net position. That report can be obtained by visiting the SERS website at www.ohsers.org under Employers/Audit Resources.

Age and service requirements for retirement are as follows:

	Eligible to Retire on or before August 1, 2017 *	Eligible to Retire after August 1, 2017
Full Benefits	Any age with 30 years of service credit	Age 67 with 10 years of service credit; or Age 57 with 30 years of service credit
Actuarially Reduced Benefits	Age 60 with 5 years of service credit Age 55 with 25 years of service credit	Age 62 with 10 years of service credit; or Age 60 with 25 years of service credit

* Members with 25 years of service credit as of August 1, 2017, will be included in this plan.

Annual retirement benefits are calculated based on final average salary multiplied by a percentage that varies based on year of service; 2.2 percent for the first thirty years of service and 2.5 percent for years of service credit over 30. Final average salary is the average of the highest three years of salary.

One year after an effective benefit date, a benefit recipient is entitled to a three percent cost-of-living adjustment (COLA). This same COLA is added each year to the base benefit amount on the anniversary date of the benefit.

**STARK COUNTY AREA VOCATIONAL SCHOOL DISTRICT
STARK COUNTY, OHIO**

NOTES TO THE BASIC FINANCIAL STATEMENTS
FOR THE FISCAL YEAR ENDED JUNE 30, 2017

NOTE 12 - DEFINED BENEFIT PENSION PLANS - (Continued)

Funding Policy – Plan members are required to contribute 10 percent of their annual covered salary and the District is required to contribute 14 percent of annual covered payroll. The contribution requirements of plan members and employers are established and may be amended by the SERS' Retirement Board up to statutory maximum amounts of 10 percent for plan members and 14 percent for employers. The Retirement Board, acting with the advice of the actuary, allocates the employer contribution rate among four of the System's funds (Pension Trust Fund, Death Benefit Fund, Medicare B Fund, and Health Care Fund). For the fiscal year ended June 30, 2017, the entire 14 percent was allocated to pension, death benefits, and Medicare B and no portion of the employer contribution rate was allocated to the Health Care Fund.

The District's contractually required contribution to SERS was \$90,756 for fiscal year 2017. Of this amount, \$7,018 is reported as pension and postemployment benefits payable.

Plan Description - State Teachers Retirement System (STRS)

Plan Description –District licensed teachers and other faculty members participate in STRS Ohio, a cost-sharing multiple-employer public employee retirement system administered by STRS. STRS provides retirement and disability benefits to members and death and survivor benefits to beneficiaries. STRS issues a stand-alone financial report that includes financial statements, required supplementary information and detailed information about STRS' fiduciary net position. That report can be obtained by writing to STRS, 275 E. Broad St., Columbus, OH 43215-3771, by calling (888) 227-7877, or by visiting the STRS Web site at www.strsoh.org.

New members have a choice of three retirement plans; a Defined Benefit (DB) Plan, a Defined Contribution (DC) Plan and a Combined Plan. Benefits are established by Ohio Revised Code Chapter 3307. The DB plan offers an annual retirement allowance based on final average salary multiplied by a percentage that varies based on years of service. Effective August 1, 2015, the calculation will be 2.2 percent of final average salary for the five highest years of earnings multiplied by all years of service. With certain exceptions, the basic benefit is increased each year by two percent of the original base benefit. For members retiring August 1, 2013, or later, the first two percent is paid on the fifth anniversary of the retirement benefit. Members are eligible to retire at age 60 with five years of qualifying service credit, or age 55 with 26 years of service, or 31 years of service regardless of age. Age and service requirements for retirement will increase effective August 1, 2015, and will continue to increase periodically until they reach age 60 with 35 years of service or age 65 with five years of service on August 1, 2026.

The DC Plan allows members to place all their member contributions and 9.5 percent of the 14 percent employer contributions into an investment account. Investment allocation decisions are determined by the member. The remaining 4.5 percent of the 14 percent employer rate is allocated to the defined benefit unfunded liability. A member is eligible to receive a retirement benefit at age 50 and termination of employment. The member may elect to receive a lifetime monthly annuity or a lump sum withdrawal.

The Combined Plan offers features of both the DB Plan and the DC Plan. In the Combined Plan, member contributions are allocated among investment choices by the member, and employer contributions are used to fund the defined benefit payment at a reduced level from the regular DB Plan. The defined benefit portion of the Combined Plan payment is payable to a member on or after age 60 with five years of services. The defined contribution portion of the account may be taken as a lump sum payment or converted to a lifetime monthly annuity at age 50.

**STARK COUNTY AREA VOCATIONAL SCHOOL DISTRICT
STARK COUNTY, OHIO**

NOTES TO THE BASIC FINANCIAL STATEMENTS
FOR THE FISCAL YEAR ENDED JUNE 30, 2017

NOTE 12 - DEFINED BENEFIT PENSION PLANS - (Continued)

New members who choose the DC plan or Combined Plan will have another opportunity to reselect a permanent plan during their fifth year of membership. Members may remain in the same plan or transfer to another STRS plan. The optional annuitization of a member's defined contribution account or the defined contribution portion of a member's Combined Plan account to a lifetime benefit results in STRS bearing the risk of investment gain or loss on the account. STRS has therefore included all three plan options as one defined benefit plan for GASB 68 reporting purposes.

A DB or Combined Plan member with five or more years of credited service who is determined to be disabled may qualify for a disability benefit. Eligible survivors of members who die before service retirement may qualify for monthly benefits. New members on or after July 1, 2013, must have at least ten years of qualifying service credit that apply for disability benefits. Members in the DC Plan who become disabled are entitled only to their account balance. If a member of the DC Plan dies before retirement benefits begin, the member's designated beneficiary is entitled to receive the member's account balance.

Funding Policy – Employer and member contribution rates are established by the State Teachers Retirement Board and limited by Chapter 3307 of the Ohio Revised Code. For the fiscal year ended June 30, 2017, plan members were required to contribute 14 percent of their annual covered salary. The District was required to contribute 14 percent; the entire 14 percent was the portion used to fund pension obligations. The fiscal year 2017 contribution rates were equal to the statutory maximum rates.

The District's contractually required contribution to STRS was \$469,474 for fiscal year 2017. Of this amount, \$66,083 is reported as pension and postemployment benefits payable.

Pension Liabilities, Pension Expense, and Deferred Outflows of Resources and Deferred Inflows of Resources Related to Pensions

The net pension liability was measured as of June 30, 2016, and the total pension liability used to calculate the net pension liability was determined by an actuarial valuation as of that date. The District's proportion of the net pension liability was based on the District's share of contributions to the pension plan relative to the contributions of all participating entities. Following is information related to the proportionate share and pension expense:

	SERS	STRS	Total
Proportion of the net pension liability prior measurement date	0.02274660%	0.03314357%	
Proportion of the net pension liability current measurement date	0.02038280%	0.03315728%	
Change in proportionate share	-0.00236380%	0.00001371%	
Proportionate share of the net pension liability	\$ 1,491,833	\$ 11,098,741	\$ 12,590,574
Pension expense	\$ 102,740	\$ 720,519	\$ 823,259

**STARK COUNTY AREA VOCATIONAL SCHOOL DISTRICT
STARK COUNTY, OHIO**

NOTES TO THE BASIC FINANCIAL STATEMENTS
FOR THE FISCAL YEAR ENDED JUNE 30, 2017

NOTE 12 - DEFINED BENEFIT PENSION PLANS - (Continued)

At June 30, 2017, the District reported deferred outflows of resources and deferred inflows of resources related to pensions from the following sources:

	<u>SERS</u>	<u>STRS</u>	<u>Total</u>
Deferred outflows of resources			
Differences between expected and actual experience	\$ 20,121	\$ 448,442	\$ 468,563
Net difference between projected and actual earnings on pension plan investments	123,054	921,495	1,044,549
Changes of assumptions	99,588	-	99,588
Difference between District contributions and proportionate share of contributions/ change in proportionate share	-	1,884	1,884
District contributions subsequent to the measurement date	<u>90,756</u>	<u>469,474</u>	<u>560,230</u>
Total deferred outflows of resources	<u>\$ 333,519</u>	<u>\$ 1,841,295</u>	<u>\$ 2,174,814</u>
Deferred inflows of resources			
Difference between District contributions and proportionate share of contributions/ change in proportionate share	<u>\$ 122,363</u>	<u>\$ 177,131</u>	<u>\$ 299,494</u>
Total deferred inflows of resources	<u>\$ 122,363</u>	<u>\$ 177,131</u>	<u>\$ 299,494</u>

\$560,230 reported as deferred outflows of resources related to pension resulting from District contributions subsequent to the measurement date will be recognized as a reduction of the net pension liability in the year ending June 30, 2018. Other amounts reported as deferred outflows of resources and deferred inflows of resources related to pension will be recognized in pension expense as follows:

	<u>SERS</u>	<u>STRS</u>	<u>Total</u>
Fiscal Year Ending June 30:			
2018	\$ 13,541	\$ 158,329	\$ 171,870
2019	13,453	158,329	171,782
2020	58,032	511,933	569,965
2021	<u>35,374</u>	<u>366,099</u>	<u>401,473</u>
Total	<u>\$ 120,400</u>	<u>\$ 1,194,690</u>	<u>\$ 1,315,090</u>

**STARK COUNTY AREA VOCATIONAL SCHOOL DISTRICT
STARK COUNTY, OHIO**

NOTES TO THE BASIC FINANCIAL STATEMENTS
FOR THE FISCAL YEAR ENDED JUNE 30, 2017

NOTE 12 - DEFINED BENEFIT PENSION PLANS - (Continued)

Actuarial Assumptions - SERS

SERS' total pension liability was determined by their actuaries in accordance with GASB Statement No. 67, as part of their annual actuarial valuation for each defined benefit retirement plan. Actuarial valuations of an ongoing plan involve estimates of the value of reported amounts (e.g., salaries, credited service) and assumptions about the probability of occurrence of events far into the future (e.g., mortality, disabilities, retirements, employment termination). Actuarially determined amounts are subject to continual review and potential modifications, as actual results are compared with past expectations and new estimates are made about the future.

Projections of benefits for financial reporting purposes are based on the substantive plan (the plan as understood by the employers and plan members) and include the types of benefits provided at the time of each valuation and the historical pattern of sharing benefit costs between the employers and plan members to that point. The projection of benefits for financial reporting purposes does not explicitly incorporate the potential effects of legal or contractual funding limitations.

Actuarial calculations reflect a long-term perspective. For a newly hired employee, actuarial calculations will take into account the employee's entire career with the employer and also take into consideration the benefits, if any, paid to the employee after termination of employment until the death of the employee and any applicable contingent annuitant. In many cases actuarial calculations reflect several decades of service with the employer and the payment of benefits after termination.

Key methods and assumptions used in calculating the total pension liability in the latest actuarial valuation, prepared as of June 30, 2016, are presented below:

Wage Inflation	3.00 percent
Future Salary Increases, including inflation	3.50 percent to 18.20 percent
COLA or Ad Hoc COLA	3 percent
Investment Rate of Return	7.50 percent net of investments expense, including inflation
Actuarial Cost Method	Entry Age Normal (level percent of payroll)

For post-retirement mortality, the table used in evaluating allowances to be paid is the RP-2014 Blue Collar Mortality Table with fully generational projection and Scale BB, with 120% of male rates and 110% of female rates used. The RP-2000 Disabled Mortality Table with 90% for male rates and 100% for female rates set back five years is used for the period after disability retirement. Special mortality tables are used for the period after disability retirement.

The actuarial assumptions used in the June 30, 2016 valuation were based on the results of an experience study that was completed June 30, 2015. As a result of the actuarial experience study, the following changes of assumptions affected the total pension liability since the prior measurement date: (a) the assumed rate of inflation was reduced from 3.25% to 3.00%, (b) payroll growth assumption was reduced from 4.00% to 3.50%, (c) assumed real wage growth was reduced from 0.75% to 0.50%, (d) Rates of withdrawal, retirement and disability were updated to reflect recent experience, (e) mortality among active members was updated to RP-2014 Blue Collar Mortality Table with fully generational projection and a five year age set-back for both males and females, (f) mortality among service retired members, and beneficiaries was updated to the following RP-2014 Blue Collar Mortality Table with fully generational projection with Scale BB, 120% of male rates, and 110% of female rates and (g) mortality among disable member was updated to RP-2000 Disabled Mortality Table, 90% for male rates and 100% for female rates, set back five years is used for the period after disability retirement.

**STARK COUNTY AREA VOCATIONAL SCHOOL DISTRICT
STARK COUNTY, OHIO**

NOTES TO THE BASIC FINANCIAL STATEMENTS
FOR THE FISCAL YEAR ENDED JUNE 30, 2017

NOTE 12 - DEFINED BENEFIT PENSION PLANS - (Continued)

The long-term return expectation for the Pension Plan Investments has been determined using a building-block approach and assumes a time horizon, as defined in SERS' *Statement of Investment Policy*. A forecasted rate of inflation serves as the baseline for the return expectation. Various real return premiums over the baseline inflation rate have been established for each asset class. The long-term expected nominal rate of return has been determined by calculating a weighted averaged of the expected real return premiums for each asset class, adding the projected inflation rate, and adding the expected return from rebalancing uncorrelated asset classes.

The target allocation and best estimates of arithmetic real rates of return for each major assets class are summarized in the following table:

<u>Asset Class</u>	<u>Target Allocation</u>	<u>Long-Term Expected Real Rate of Return</u>
Cash	1.00 %	0.50 %
US Equity	22.50	4.75
International Equity	22.50	7.00
Fixed Income	19.00	1.50
Private Equity	10.00	8.00
Real Assets	15.00	5.00
Multi-Asset Strategies	<u>10.00</u>	3.00
Total	<u>100.00 %</u>	

Discount Rate - The total pension liability was calculated using the discount rate of 7.50 percent. A discount rate of 7.75 percent was used in the prior measurement period. The projection of cash flows used to determine the discount rate assumed the contributions from employers and from the members would be computed based on contribution requirements as stipulated by State statute. Projected inflows from investment earning were calculated using the long-term assumed investment rate of return (7.50 percent). Based on those assumptions, the plan's fiduciary net position was projected to be available to make all future benefit payments of current plan members. Therefore, the long-term expected rate of return on pension plan investments was applied to all periods of projected benefits to determine the total pension liability.

Sensitivity of the District's Proportionate Share of the Net Pension Liability to Changes in the Discount Rate - Net pension liability is sensitive to changes in the discount rate, and to illustrate the potential impact the following table presents the net pension liability calculated using the discount rate of 7.50 percent, as well as what each plan's net pension liability would be if it were calculated using a discount rate that is one percentage point lower (6.50 percent), or one percentage point higher (8.50 percent) than the current rate.

	<u>1% Decrease (6.50%)</u>	<u>Current Discount Rate (7.50%)</u>	<u>1% Increase (8.50%)</u>
District's proportionate share of the net pension liability	\$ 1,975,094	\$ 1,491,833	\$ 1,087,323

**STARK COUNTY AREA VOCATIONAL SCHOOL DISTRICT
STARK COUNTY, OHIO**

NOTES TO THE BASIC FINANCIAL STATEMENTS
FOR THE FISCAL YEAR ENDED JUNE 30, 2017

NOTE 12 - DEFINED BENEFIT PENSION PLANS - (Continued)

Actuarial Assumptions - STRS

The total pension liability in the June 30, 2016, actuarial valuation was determined using the following actuarial assumptions, applied to all periods included in the measurement:

Inflation	2.75 percent
Projected salary increases	2.75 percent at age 70 to 12.25 percent at age 20
Investment Rate of Return	7.75 percent, net of investment expenses
Cost-of-Living Adjustments (COLA)	2 percent simple applied as follows: for members retiring before August 1, 2013, 2 percent per year; for members retiring August 1, 2013, or later, 2 percent COLA paid on fifth anniversary of retirement date.

Mortality rates were based on the RP-2000 Combined Mortality Table (Projection 2022—Scale AA) for Males and Females. Males’ ages are set-back two years through age 89 and no set-back for age 90 and above. Females younger than age 80 are set back four years, one year set back from age 80 through 89 and not set back from age 90 and above.

Actuarial assumptions used in the June 30, 2016, valuation are based on the results of an actuarial experience study, effective July 1, 2012.

The 10 year expected real rate of return on pension plan investments was determined by STRS’ investment consultant by developing best estimates of expected future real rates of return for each major asset class. The target allocation and best estimates of geometric real rates of return for each major asset class are summarized as follows:

<u>Asset Class</u>	<u>Target Allocation</u>	<u>Long Term Expected Real Rate of Return *</u>
Domestic Equity	31.00 %	8.00 %
International Equity	26.00	7.85
Alternatives	14.00	8.00
Fixed Income	18.00	3.75
Real Estate	10.00	6.75
Liquidity Reserves	1.00	3.00
 Total	 <u>100.00 %</u>	 <u>7.61 %</u>

* 10-Year annualized geometric returns, which include the real rate of return and inflation of 2.50% and does include investment expenses. The total fund long-term expected return reflects diversification among the asset classes and therefore is not a weighted average return of the individual asset classes.

**STARK COUNTY AREA VOCATIONAL SCHOOL DISTRICT
STARK COUNTY, OHIO**

NOTES TO THE BASIC FINANCIAL STATEMENTS
FOR THE FISCAL YEAR ENDED JUNE 30, 2017

NOTE 12 - DEFINED BENEFIT PENSION PLANS - (Continued)

Discount Rate - The discount rate used to measure the total pension liability was 7.75 percent as of June 30, 2016. The projection of cash flows used to determine the discount rate assumes member and employer contributions will be made at the statutory contribution rates in accordance with rate increases described above. For this purpose, only employer contributions that are intended to fund benefits of current plan members and their beneficiaries are included. Projected employer contributions that are intended to fund the service costs of future plan members and their beneficiaries, as well as projected contributions from future plan members, are not included. Based on those assumptions, STRS' fiduciary net position was projected to be available to make all projected future benefit payments to current plan members as of June 30, 2016. Therefore, the long-term expected rate of return on pension plan investments of 7.75 percent was applied to all periods of projected benefit payment to determine the total pension liability as of June 30, 2016.

Sensitivity of the District's Proportionate Share of the Net Pension Liability to Changes in the Discount Rate - The following table presents the District's proportionate share of the net pension liability calculated using the current period discount rate assumption of 7.75 percent, as well as what the District's proportionate share of the net pension liability would be if it were calculated using a discount rate that is one-percentage-point lower (6.75 percent) or one-percentage-point higher (8.75 percent) than the current rate:

	1% Decrease (6.75%)	Current Discount Rate (7.75%)	1% Increase (8.75%)
District's proportionate share of the net pension liability	\$ 14,749,325	\$ 11,098,741	\$ 8,019,258

Changes Between Measurement Date and Report Date - In March 2017, the STRS Board adopted certain assumption changes which will impact their annual actuarial valuation prepared as of June 30, 2017. The most significant change is a reduction in the discount rate from 7.75 percent to 7.45 percent. In April 2017, the STRS Board voted to suspend cost of living adjustments granted on or after July 1, 2017. Although the exact amount of these changes is not known, the overall decrease to District's NPL is expected to be significant.

NOTE 13 - POSTEMPLOYMENT BENEFITS

A. School Employees Retirement System

Health Care Plan Description - The District contributes to the SERS Health Care Fund, administered by SERS for non-certificated retirees and their beneficiaries. For GASB 45 purposes, this plan is considered a cost-sharing, multiple-employer, defined benefit other postemployment benefit (OPEB) plan. The Health Care Plan includes hospitalization and physicians' fees through several types of plans including HMO's, PPO's, Medicare Advantage, and traditional indemnity plans as well as a prescription drug program. The financial report of the Plan is included in the SERS Comprehensive Annual Financial Report which can be obtained on SERS' website at www.ohsers.org under Employers/Audit Resources.

**STARK COUNTY AREA VOCATIONAL SCHOOL DISTRICT
STARK COUNTY, OHIO**

**NOTES TO THE BASIC FINANCIAL STATEMENTS
FOR THE FISCAL YEAR ENDED JUNE 30, 2017**

NOTE 13 - POSTEMPLOYMENT BENEFITS - (Continued)

Access to health care for retirees and beneficiaries is permitted in accordance with Section 3309 of the Ohio Revised Code. The Health Care Fund was established and is administered in accordance with Internal Revenue Code Section 105(e). SERS' Retirement Board reserves the right to change or discontinue any health plan or program. Health care is financed through a combination of employer contributions and retiree premiums, copays and deductibles on covered health care expenses, investment returns, and any funds received as a result of SERS' participation in Medicare programs. Active employee members do not contribute to the Health Care Plan. Retirees and their beneficiaries are required to pay a health care premium that varies depending on the plan selected, number of qualified years of service, Medicare eligibility and retirement status.

Funding Policy - State statute permits SERS to fund the health care benefits through employer contributions. Each year, after the allocation for statutorily required basic benefits, the Retirement Board allocates the remainder of the employer contribution of 14 percent of covered payroll to the Health Care Fund. For fiscal year 2017, none of the employer contribution was allocated to health care. In addition, employers pay a surcharge for employees earning less than an actuarially determined minimum compensation amount, pro-rated according to service credit earned. For fiscal year 2017, this amount was \$23,500. Statutes provide that no employer shall pay a health care surcharge greater than 2 percent of that employer's SERS-covered payroll; nor may SERS collect in aggregate more than 1.5 percent of the total statewide SERS-covered payroll for the health care surcharge. For fiscal year 2017, the District's surcharge obligation was \$8,313.

The District's contributions for health care for the fiscal years ended June 30, 2017, 2016, and 2015 were \$8,313, \$8,024, and \$15,237, respectively. The fiscal year 2017 amount has been reported as pension and postemployment benefits payable. The full amount has been contributed for fiscal years 2016 and 2015.

B. State Teachers Retirement System

Plan Description – The District participates in the cost-sharing multiple-employer defined benefit Health Plan administered by the State Teachers Retirement System of Ohio (STRS) for eligible retirees who participated in the defined benefit or combined pension plans offered by STRS. Ohio law authorizes STRS to offer this plan. Benefits include hospitalization, physicians' fees, prescription drugs and reimbursement of monthly Medicare Part B premiums. The Plan is included in the report of STRS which can be obtained by visiting www.strsoh.org or by calling (888) 227-7877.

Funding Policy - Ohio law authorizes STRS Ohio to offer the Plan and gives the Retirement Board authority over how much, if any, of the health care costs will be absorbed by STRS Ohio. Active employee members do not contribute to the Plan. All benefit recipients pay a monthly premium. Under Ohio law, funding for post-employment health care may be deducted from employer contributions. For 2017, STRS Ohio did not allocate any employer contributions to the Health Care Stabilization Fund. The District's did not make any contributions for health care for the fiscal years ended June 30, 2017, 2016 and 2015.

NOTE 14 - BUDGETARY BASIS OF ACCOUNTING

While reporting financial position, results of operations, and changes in fund balance on the basis of generally accepted accounting principles (GAAP), the budgetary basis as provided by law is based upon accounting for certain transactions on a basis of cash receipts and disbursements.

**STARK COUNTY AREA VOCATIONAL SCHOOL DISTRICT
STARK COUNTY, OHIO**

NOTES TO THE BASIC FINANCIAL STATEMENTS
FOR THE FISCAL YEAR ENDED JUNE 30, 2017

NOTE 14 - BUDGETARY BASIS OF ACCOUNTING - (Continued)

The statement of revenue, expenditures and changes in fund balance - budget and actual (non-GAAP budgetary basis) presented for the general fund is presented on the budgetary basis to provide a meaningful comparison of actual results with the budget. The major differences between the budget basis and the GAAP basis are that:

- (a) Revenues and other financing sources are recorded when received in cash (budget basis) as opposed to when susceptible to accrual (GAAP basis);
- (b) Expenditures and other financing uses are recorded when paid in cash (budget basis) as opposed to when the liability is incurred (GAAP basis);
- (c) In order to determine compliance with Ohio law, and to reserve that portion of the applicable appropriation, total outstanding encumbrances (budget basis) are recorded as the equivalent of an expenditure, as opposed to an assignment or restriction of fund balance for that portion of outstanding encumbrances not already recognized as an account payable (GAAP basis);
- (d) Advances-in and advances-out are operating transactions (budget basis) as opposed to balance sheet transactions (GAAP basis);
- (e) Investments are reported at fair value (GAAP basis) as opposed to cost (budget basis); and,
- (f) Some funds are included in the general fund (GAAP basis), but have separate legally adopted budgets (budget basis).

The adjustments necessary to convert the results of operations for the year on the budget basis to the GAAP basis for the general fund are as follows:

Net Change in Fund Balance

	<u>General fund</u>
Budget basis	\$ 247,825
Net adjustment for revenue accruals	(137,981)
Net adjustment for expenditure accruals	195,303
Net adjustment for other sources/uses	(670,201)
Funds budgeted elsewhere	34,815
Adjustment for encumbrances	1,022,732
GAAP basis	\$ 692,493

Certain funds that are legally budgeted in separate special revenue funds are considered part of the general fund on a GAAP basis. This includes the special rotary fund, special trust fund and uniform school supplies fund.

**STARK COUNTY AREA VOCATIONAL SCHOOL DISTRICT
STARK COUNTY, OHIO**

NOTES TO THE BASIC FINANCIAL STATEMENTS
FOR THE FISCAL YEAR ENDED JUNE 30, 2017

NOTE 15 - CONTINGENCIES

A. Grants

The District receives significant financial assistance from numerous federal, State and local agencies in the form of grants. The disbursement of funds received under these programs generally requires compliance with terms and conditions specified in the grant agreements and are subject to audit by the grantor agencies. Any disallowed claims resulting from such audits could become a liability of the District. However, in the opinion of management, any such disallowed claims will not have a material effect on the financial position of the District at June 30, 2017.

B. Litigation

The District is involved in no material litigation as either plaintiff or defendant.

C. Foundation Funding

District Foundation funding is based on the annualized full-time equivalent (FTE) enrollment of each student. The Ohio Department of Education (ODE) is legislatively required to adjust/reconcile funding as enrollment information is updated by schools throughout the State, which extended past fiscal year end. The final adjustment was not material and is not reflected in the accompanying financial statements.

NOTE 16 - STATUTORY RESERVES

The District is required by State law to annually set-aside certain general fund revenue amounts, as defined by statutory formula, for the acquisition and construction of capital improvements. Amounts not spent by the end of the fiscal year or offset by similarly restricted resources received during the year must be held in cash at fiscal year-end. This amount must be carried forward to be used for the same purpose in future years. Expenditures exceeding the set-aside requirement may not be carried forward to the next fiscal year.

The following cash-basis information describes the change in the fiscal year-end set-aside amount for capital improvements. Disclosure of this information is required by State statute.

	<u>Capital Improvements</u>
Set-aside balance June 30, 2016	\$ -
Current year set-aside requirement	118,475
Current year qualifying expenditures	<u>(1,256,391)</u>
Total	<u>\$ (1,137,916)</u>
Balance carried forward to fiscal year 2018	<u>\$ -</u>
Set-aside balance June 30, 2017	<u>\$ -</u>

**STARK COUNTY AREA VOCATIONAL SCHOOL DISTRICT
STARK COUNTY, OHIO**

NOTES TO THE BASIC FINANCIAL STATEMENTS
FOR THE FISCAL YEAR ENDED JUNE 30, 2017

NOTE 17 - COMMITMENTS

A. Contractual Commitments

The District entered into contracts related to the construction project in progress at June 30, 2017 in the amount of \$891,262. The amount spent in fiscal year 2017, including contracts payable of \$42,976, was \$270,199, leaving remaining contractual commitments of \$621,063 at June 30, 2017.

B. Encumbrances

The District utilizes encumbrance accounting as part of its budgetary controls. Encumbrances outstanding at year-end may be reported as part of restricted, committed, or assigned classifications of fund balance. At year end, the District's commitments for encumbrances in the governmental funds were as follows:

<u>Fund Type</u>	<u>Year-End Encumbrances</u>
General fund	\$ 900,896
Nonmajor governmental funds	<u>3,464</u>
Total	<u>\$ 904,360</u>

REQUIRED SUPPLEMENTARY INFORMATION

**STARK COUNTY AREA VOCATIONAL SCHOOL DISTRICT
STARK COUNTY, OHIO**

SCHEDULES OF REQUIRED SUPPLEMENTARY INFORMATION

SCHEDULE OF THE DISTRICT'S PROPORTIONATE SHARE OF
THE NET PENSION LIABILITY
SCHOOL EMPLOYEES RETIREMENT SYSTEM (SERS) OF OHIO

LAST FOUR FISCAL YEARS

	<u>2017</u>	<u>2016</u>	<u>2015</u>	<u>2014</u>
District's proportion of the net pension liability	0.02038280%	0.02274660%	0.02358200%	0.02358200%
District's proportionate share of the net pension liability	\$ 1,491,833	\$ 1,297,943	\$ 1,193,472	\$ 1,402,346
District's covered-employee payroll	\$ 630,514	\$ 684,795	\$ 685,238	\$ 663,013
District's proportionate share of the net pension liability as a percentage of its covered-employee payroll	236.61%	189.54%	174.17%	211.51%
Plan fiduciary net position as a percentage of the total pension liability	62.98%	69.16%	71.70%	65.52%

Note: Information prior to 2014 was unavailable. Schedule is intended to show information for 10 years. Additional years will be displayed as they become available.

Amounts presented for each fiscal year were determined as of the District's measurement date which is the prior year-end.

**STARK COUNTY AREA VOCATIONAL SCHOOL DISTRICT
STARK COUNTY, OHIO**

SCHEDULES OF REQUIRED SUPPLEMENTARY INFORMATION

SCHEDULE OF THE DISTRICT'S PROPORTIONATE SHARE OF
THE NET PENSION LIABILITY
STATE TEACHERS RETIREMENT SYSTEM (STRS) OF OHIO

LAST FOUR FISCAL YEARS

	<u>2017</u>	<u>2016</u>	<u>2015</u>	<u>2014</u>
District's proportion of the net pension liability	0.03315728%	0.03314357%	0.03417967%	0.03417967%
District's proportionate share of the net pension liability	\$ 11,098,741	\$ 9,159,913	\$ 8,313,679	\$ 9,903,200
District's covered-employee payroll	\$ 3,477,836	\$ 3,465,100	\$ 3,492,223	\$ 3,693,646
District's proportionate share of the net pension liability as a percentage of its covered-employee payroll	319.13%	264.35%	238.06%	268.11%
Plan fiduciary net position as a percentage of the total pension liability	66.80%	72.10%	74.70%	69.30%

Note: Information prior to 2014 was unavailable. Schedule is intended to show information for 10 years. Additional years will be displayed as they become available.

Amounts presented for each fiscal year were determined as of the District's measurement date which is the prior year-end.

**STARK COUNTY AREA VOCATIONAL SCHOOL DISTRICT
STARK COUNTY, OHIO**

SCHEDULES OF REQUIRED SUPPLEMENTARY INFORMATION

SCHEDULE OF DISTRICT CONTRIBUTIONS
SCHOOL EMPLOYEES RETIREMENT SYSTEM (SERS) OF OHIO

	LAST TEN FISCAL YEARS			
	<u>2017</u>	<u>2016</u>	<u>2015</u>	<u>2014</u>
Contractually required contribution	\$ 90,756	\$ 88,272	\$ 90,256	\$ 94,974
Contributions in relation to the contractually required contribution	<u>(90,756)</u>	<u>(88,272)</u>	<u>(90,256)</u>	<u>(94,974)</u>
Contribution deficiency (excess)	<u>\$ -</u>	<u>\$ -</u>	<u>\$ -</u>	<u>\$ -</u>
District's covered-employee payroll	\$ 648,257	\$ 630,514	\$ 684,795	\$ 685,238
Contributions as a percentage of covered-employee payroll	14.00%	14.00%	13.18%	13.86%

<u>2013</u>	<u>2012</u>	<u>2011</u>	<u>2010</u>	<u>2009</u>	<u>2008</u>
\$ 91,761	\$ 104,413	\$ 92,635	\$ 110,010	\$ 75,441	\$ 69,851
<u>(91,761)</u>	<u>(104,413)</u>	<u>(92,635)</u>	<u>(110,010)</u>	<u>(75,441)</u>	<u>(69,851)</u>
<u>\$ -</u>	<u>\$ -</u>	<u>\$ -</u>	<u>\$ -</u>	<u>\$ -</u>	<u>\$ -</u>
\$ 663,013	\$ 776,305	\$ 736,953	\$ 812,482	\$ 766,677	\$ 711,314
13.84%	13.45%	12.57%	13.54%	9.84%	9.82%

**STARK COUNTY AREA VOCATIONAL SCHOOL DISTRICT
STARK COUNTY, OHIO**

SCHEDULES OF REQUIRED SUPPLEMENTARY INFORMATION

SCHEDULE OF DISTRICT CONTRIBUTIONS
STATE TEACHERS RETIREMENT SYSTEM (STRS) OF OHIO

	LAST TEN FISCAL YEARS			
	<u>2017</u>	<u>2016</u>	<u>2015</u>	<u>2014</u>
Contractually required contribution	\$ 469,474	\$ 486,897	\$ 485,114	\$ 453,989
Contributions in relation to the contractually required contribution	<u>(469,474)</u>	<u>(486,897)</u>	<u>(485,114)</u>	<u>(453,989)</u>
Contribution deficiency (excess)	<u>\$ -</u>	<u>\$ -</u>	<u>\$ -</u>	<u>\$ -</u>
District's covered-employee payroll	\$ 3,353,386	\$ 3,477,836	\$ 3,465,100	\$ 3,492,223
Contributions as a percentage of covered-employee payroll	14.00%	14.00%	14.00%	13.00%

<u>2013</u>	<u>2012</u>	<u>2011</u>	<u>2010</u>	<u>2009</u>	<u>2008</u>
\$ 480,174	\$ 469,004	\$ 469,555	\$ 449,858	\$ 443,640	\$ 441,850
<u>(480,174)</u>	<u>(469,004)</u>	<u>(469,555)</u>	<u>(449,858)</u>	<u>(443,640)</u>	<u>(441,850)</u>
<u>\$ -</u>	<u>\$ -</u>	<u>\$ -</u>	<u>\$ -</u>	<u>\$ -</u>	<u>\$ -</u>
\$ 3,693,646	\$ 3,607,723	\$ 3,611,962	\$ 3,460,446	\$ 3,412,615	\$ 3,398,846
13.00%	13.00%	13.00%	13.00%	13.00%	13.00%

**STARK COUNTY AREA VOCATIONAL SCHOOL DISTRICT
STARK COUNTY, OHIO**

**NOTES TO REQUIRED SUPPLEMENTARY INFORMATION
FOR THE FISCAL YEAR ENDED JUNE 30, 2017**

SCHOOL EMPLOYEES RETIREMENT SYSTEM (SERS) OF OHIO

Changes in benefit terms: There were no changes in benefit terms from the amounts reported for fiscal years 2014 - 2017.

Changes in assumptions: There were no changes in methods and assumptions used in the calculation of actuarial determined contributions for fiscal years 2014-2016. For fiscal year 2017, the following changes of assumptions affected the total pension liability since the prior measurement date: (a) the assumed rate of inflation was reduced from 3.25% to 3.00%, (b) payroll growth assumption was reduced from 4.00% to 3.50%, (c) assumed real wage growth was reduced from 0.75% to 0.50%, (d) Rates of withdrawal, retirement and disability were updated to reflect recent experience, (e) mortality among active members was updated to RP-2014 Blue Collar Mortality Table with fully generational projection and a five year age set-back for both males and females, (f) mortality among service retired members, and beneficiaries was updated to the following RP-2014 Blue Collar Mortality Table with fully generational projection with Scale BB, 120% of male rates, and 110% of female rates and (g) mortality among disable member was updated to RP-2000 Disabled Mortality Table, 90% for male rates and 100% for female rates, set back five years is used for the period after disability retirement.

STATE TEACHERS RETIREMENT SYSTEM (STRS) OF OHIO

Changes in benefit terms: There were no changes in benefit terms from the amounts reported for fiscal years 2014 - 2017.

Changes in assumptions: There were no changes in methods and assumptions used in the calculation of actuarial determined contributions for fiscal years 2014 - 2017. See the notes to the basic financials for the methods and assumptions in this calculation.



Dave Yost • Auditor of State

INDEPENDENT AUDITOR'S REPORT ON INTERNAL CONTROL OVER FINANCIAL REPORTING AND ON COMPLIANCE AND OTHER MATTERS REQUIRED BY GOVERNMENT AUDITING STANDARDS

Stark County Area Vocational School District
Stark County
2800 Richville Drive, SE
Massillon, Ohio 44646

To the Board of Education:

We have audited, in accordance with auditing standards generally accepted in the United States and the Comptroller General of the United States' *Government Auditing Standards*, the financial statements of the governmental activities, the major fund, and the aggregate remaining fund information of the Stark County Area Vocational School District, Stark County, (the District) as of and for the year ended June 30, 2017, and the related notes to the financial statements, which collectively comprise the District's basic financial statements and have issued our report thereon dated May 4, 2018.

Internal Control Over Financial Reporting

As part of our financial statement audit, we considered the District's internal control over financial reporting (internal control) to determine the audit procedures appropriate in the circumstances to the extent necessary to support our opinions on the financial statements, but not to the extent necessary to opine on the effectiveness of the District's internal control. Accordingly, we have not opined on it.

A *deficiency in internal control* exists when the design or operation of a control does not allow management or employees, when performing their assigned functions, to prevent, or detect and timely correct misstatements. A *material weakness* is a deficiency, or combination of internal control deficiencies resulting in a reasonable possibility that internal control will not prevent or detect and timely correct a material misstatement of the District's financial statements. A *significant deficiency* is a deficiency, or a combination of deficiencies, in internal control that is less severe than a material weakness, yet important enough to merit attention by those charged with governance.

Our consideration of internal control was for the limited purpose described in the first paragraph of this section and was not designed to identify all internal control deficiencies that might be material weaknesses or significant deficiencies. Given these limitations, we did not identify any deficiencies in internal control that we consider material weaknesses. However, unidentified material weaknesses may exist.

Compliance and Other Matters

As part of reasonably assuring whether the District's financial statements are free of material misstatement, we tested its compliance with certain provisions of laws, regulations, contracts, and grant agreements, noncompliance with which could directly and materially affect the determination of financial statement amounts. However, opining on compliance with those provisions was not an objective of our audit and accordingly, we do not express an opinion. The results of our tests disclosed no instances of noncompliance or other matters we must report under *Government Auditing Standards*.

Purpose of this Report

This report only describes the scope of our internal control and compliance testing and our testing results, and does not opine on the effectiveness of the District's internal control or on compliance. This report is an integral part of an audit performed under *Government Auditing Standards* in considering the District's internal control and compliance. Accordingly, this communication is not suitable for any other purpose.



Dave Yost
Auditor of State
Columbus, Ohio

May 4, 2018



Dave Yost • Auditor of State

STARK COUNTY AREA VOCATIONAL SCHOOL DISTRICT

STARK COUNTY

CLERK'S CERTIFICATION

This is a true and correct copy of the report which is required to be filed in the Office of the Auditor of State pursuant to Section 117.26, Revised Code, and which is filed in Columbus, Ohio.

Susan Babbitt

CLERK OF THE BUREAU

CERTIFIED
MAY 31, 2018