


**TROTWOOD-MADISON CITY SCHOOL DISTRICT  
MONTGOMERY COUNTY**



**TROTWOOD-MADISON**  
CITY SCHOOLS

**SINGLE AUDIT**

**FOR THE YEAR ENDED JUNE 30, 2023**

**PLATTENBURG**  
Certified Public Accountants



OHIO AUDITOR OF STATE  
KEITH FABER



88 East Broad Street  
Columbus, Ohio 43215  
IPAReport@ohioauditor.gov  
(800) 282-0370

Board of Education  
Trotwood-Madison City School District  
3594 North Snyder Road  
Trotwood, Ohio 45426

We have reviewed the *Independent Auditor's Report* of the Trotwood-Madison City School District, Montgomery County, prepared by Plattenburg & Associates, Inc., for the audit period July 1, 2022 through June 30, 2023. Based upon this review, we have accepted these reports in lieu of the audit required by Section 117.11, Revised Code. The Auditor of State did not audit the accompanying financial statements and, accordingly, we are unable to express, and do not express an opinion on them.

Our review was made in reference to the applicable sections of legislative criteria, as reflected by the Ohio Constitution, and the Revised Code, policies, procedures and guidelines of the Auditor of State, regulations and grant requirements. The Trotwood-Madison City School District is responsible for compliance with these laws and regulations.

A handwritten signature in black ink that reads "Keith Faber".

Keith Faber  
Auditor of State  
Columbus, Ohio

February 01, 2024

**This page intentionally left blank.**

**TROTWOOD-MADISON CITY SCHOOL DISTRICT  
MONTGOMERY COUNTY  
FOR THE YEAR ENDED JUNE 30, 2023**

**TABLE OF CONTENTS**

<b>TITLE</b>	<b>PAGE</b>
Independent Auditor’s Report.....	1
Management’s Discussion and Analysis .....	4
Basic Financial Statements:	
Government-wide Financial Statements:	
Statement of Net Position .....	13
Statement of Activities .....	14
Fund Financial Statements:	
Balance Sheet	
Governmental Funds .....	15
Reconciliation of Total Governmental Fund Balances to Net Position of Governmental Activities .....	16
Statement of Revenues, Expenditures and Changes in Fund Balance Governmental Funds .....	17
Reconciliation of the Statement of Revenues, Expenditures and Changes in Fund Balances of Governmental Funds to the Statement of Activities.....	18
Notes to the Basic Financial Statements .....	19
Required Supplementary Information.....	58
Schedule of Expenditures of Federal Awards .....	76
Notes to the Schedule of Expenditures of Federal Awards .....	77
Independent Auditor’s Report on Internal Control Over Financial Reporting and on Compliance and Other Matters Required by <i>Government Auditing Standards</i> .....	78
Independent Auditor’s Report on Compliance with Requirements Applicable to Each Major Federal Program and on Internal Control Over Compliance Required by Uniform Guidance.....	80
Schedule of Findings and Questioned Costs .....	83
Schedule of Prior Audit Findings and Questioned Costs .....	84

**This page intentionally left blank.**

**INDEPENDENT AUDITOR'S REPORT**

Board of Education  
Trotwood-Madison City School District

**Report on the Audit of the Financial Statements**

***Opinions***

We have audited the accompanying financial statements of the governmental activities, each major fund, and the aggregate remaining fund information of the Trotwood-Madison City School District (the District) as of and for the year ended June 30, 2023, and the related notes to the financial statements, which collectively comprise the District's basic financial statements as listed in the table of contents.

In our opinion, the financial statements referred to above present fairly, in all material respects, the respective financial position of the governmental activities, each major fund, and the aggregate remaining fund information of the District, as of June 30, 2023, and the respective changes in financial position for the year then ended in accordance with accounting principles generally accepted in the United States of America.

***Basis for Opinions***

We conducted our audit in accordance with auditing standards generally accepted in the United States of America and the standards applicable to financial audits contained in *Government Auditing Standards*, issued by the Comptroller General of the United States. Our responsibilities under those standards are further described in the Auditor's Responsibilities for the Audit of the Financial Statements section of our report. We are required to be independent of the District and to meet our other ethical responsibilities, in accordance with the relevant ethical requirements relating to our audit. We believe that the audit evidence we have obtained is sufficient and appropriate to provide a basis for our audit opinions.

***Responsibilities of Management for the Financial Statements***

Management is responsible for the preparation and fair presentation of these financial statements in accordance with accounting principles generally accepted in the United States of America; and for the design, implementation, and maintenance of internal control relevant to the preparation and fair presentation of financial statements that are free from material misstatement, whether due to fraud or error.

In preparing the financial statements, management is required to evaluate whether there are conditions or events, considered in the aggregate, that raise substantial doubt about the District's ability to continue as a going concern for twelve months beyond the financial statement date, including any currently known information that may raise substantial doubt shortly thereafter.

## ***Auditor's Responsibilities for the Audit of the Financial Statements***

Our objectives are to obtain reasonable assurance about whether the financial statements as a whole are free from material misstatement, whether due to fraud or error, and to issue an auditor's report that includes our opinions. Reasonable assurance is a high level of assurance but is not absolute assurance and therefore is not a guarantee that an audit conducted in accordance with generally accepted auditing standards and *Government Auditing Standards* will always detect a material misstatement when it exists. The risk of not detecting a material misstatement resulting from fraud is higher than for one resulting from error, as fraud may involve collusion, forgery, intentional omissions, misrepresentations, or the override of internal control. Misstatements are considered material if there is a substantial likelihood that, individually or in the aggregate, they would influence the judgment made by a reasonable user based on the financial statements.

In performing an audit in accordance with generally accepted auditing standards and *Government Auditing Standards*, we:

- Exercise professional judgment and maintain professional skepticism throughout the audit.
- Identify and assess the risks of material misstatement of the financial statements, whether due to fraud or error, and design and perform audit procedures responsive to those risks. Such procedures include examining, on a test basis, evidence regarding the amounts and disclosures in the financial statements.
- Obtain an understanding of internal control relevant to the audit in order to design audit procedures that are appropriate in the circumstances, but not for the purpose of expressing an opinion on the effectiveness of the District's internal control. Accordingly, no such opinion is expressed.
- Evaluate the appropriateness of accounting policies used and the reasonableness of significant accounting estimates made by management, as well as evaluate the overall presentation of the financial statements.
- Conclude whether, in our judgment, there are conditions or events, considered in the aggregate, that raise substantial doubt about the District's ability to continue as a going concern for a reasonable period of time.

We are required to communicate with those charged with governance regarding, among other matters, the planned scope and timing of the audit, significant audit findings, and certain internal control-related matters that we identified during the audit.

### ***Required Supplementary Information***

Accounting principles generally accepted in the United States of America require that the management's discussion and analysis, budgetary comparison schedule and schedules of pension information and other postemployment information to be presented to supplement the basic financial statements. Such information is the responsibility of management and, although not a part of the basic financial statements, is required by the Governmental Accounting Standards Board who considers it to be an essential part of financial reporting for placing the basic financial statements in an appropriate operational, economic, or historical context. We have applied certain limited procedures to the required supplementary information in accordance with auditing standards generally accepted in the United States of America, which consisted of inquiries of management about the methods of preparing the information and comparing the information for consistency with management's responses to our inquiries, the basic financial statements, and other knowledge we obtained during our audit of the basic financial statements. We do not express an opinion or provide any assurance on the information because the limited procedures do not provide us with sufficient evidence to express an opinion or provide any assurance.



### **Supplementary Information**

Our audit was conducted for the purpose of forming opinions on the financial statements that collectively comprise the District's basic financial statements. The accompanying schedule of expenditures of federal awards, as required by Title 2 U.S. Code of Federal Regulations Part 200, Uniform Administrative Requirements, Cost Principles, and Audit Requirements for Federal Awards, is presented for purposes of additional analysis and is not a required part of the basic financial statements. Such information is the responsibility of management and was derived from and relates directly to the underlying accounting and other records used to prepare the basic financial statements. The information has been subjected to the auditing procedures applied in the audit of the basic financial statements and certain additional procedures, including comparing and reconciling such information directly to the underlying accounting and other records used to prepare the basic financial statements or to the basic financial statements themselves, and other additional procedures in accordance with auditing standards generally accepted in the United States of America. In our opinion, the schedule of expenditures of federal awards is fairly stated, in all material respects, in relation to the basic financial statements as a whole.

### **Other Reporting Required by *Government Auditing Standards***

In accordance with *Government Auditing Standards*, we have also issued our report dated December 15, 2023, on our consideration of the District's internal control over financial reporting and our tests of its compliance with certain provisions of laws, regulations, contracts, and grant agreements and other matters. The purpose of that report is solely to describe the scope of our testing of internal control over financial reporting and compliance and the results of that testing, and not to provide an opinion on the effectiveness of the District's internal control over financial reporting or on compliance. That report is an integral part of an audit performed in accordance with *Government Auditing Standards* in considering the District's internal control over financial reporting and compliance.

*Plattenburg & Associates, Inc.*

Plattenburg & Associates, Inc.  
Cincinnati, Ohio  
December 15, 2023

**Trotwood-Madison City School District, Ohio**  
**Management Discussion and Analysis**  
**For the Fiscal Year Ended June 30, 2023**  
**(Unaudited)**

---

The management's discussion and analysis of Trotwood-Madison City School District's financial performance provides an overall review of the District's financial activities for the fiscal year ended June 30, 2023. The intent of this discussion and analysis is to look at the District's financial performance as a whole; readers should also review the notes to the basic financial statements and financial statements to enhance their understanding of the District's performance.

**Financial Highlights**

Key financial highlights for 2023 are as follows:

- Net position of governmental activities decreased \$2,327,168.
- General revenues accounted for \$30,635,236 in revenue or 55% of all revenues. Program specific revenues in the form of charges for services and sales, grants and contributions accounted for \$24,701,891 or 45% of total revenues of \$55,337,127.
- The District had \$57,664,295 in expenses related to governmental activities; \$24,701,891 of these expenses were offset by program specific charges for services, grants or contributions. General revenues of \$30,635,236 were also used to provide for these programs.

**Overview of the Financial Statements**

This annual report consists of a series of financial statements and notes to those statements. These statements are organized so the reader can understand the District as a financial whole, an entire operating entity. The statements then proceed to provide an increasingly detailed look at specific financial activities.

The *Statement of Net Position* and the *Statement of Activities* provide information about the activities of the whole District, presenting both an aggregate view of the District's finances and a longer-term view of those finances. Fund financial statements provide the next level of detail. For governmental funds, these statements tell how services were financed in the short-term as well as what remains for future spending. The fund financial statements also look at the District's most significant funds with all other nonmajor funds presented in total in one column. The General, Debt Service and Emergency Relief Fund are the major funds of the District.

**Government-wide Financial Statements**

While this document contains the large number of funds used by the District to provide programs and activities, the view of the District as a whole looks at all financial transactions and asks the question, "How did we do financially during 2023?" The Government-wide Financial Statements answer this question. These statements include *all assets and deferred outflows of resources, and liabilities and deferred inflows of resources* using the accrual basis of accounting similar to the accounting used by most private-sector companies. This basis of accounting takes into account all of the current year's revenues and expenses regardless of when cash is received or paid.

These two statements report the District's *net position* and changes in net position. This change in net position is important because it tells the reader that, for the District as a whole, the financial position has improved or diminished. The causes of this change may be the result of many factors, both financial and non-financial. Non-financial factors include the District's property tax base, current property tax laws in Ohio restricting revenue growth, facility conditions, required educational programs and other factors.

**Trotwood-Madison City School District, Ohio**  
**Management Discussion and Analysis**  
**For the Fiscal Year Ended June 30, 2023**  
(Unaudited)

---

In the Government-wide Financial Statements, the overall financial position of the District is presented in the following manner:

- Governmental Activities – Most of the District’s programs and services are reported here including instruction, support services, operation of non-instructional services, extracurricular activities and interest and fiscal charges.

**Fund Financial Statements**

The analysis of the District’s major funds is presented in the Fund Financial Statements (see Table of Contents). Fund financial reports provide detailed information about the District’s major funds. The District uses many funds to account for a multitude of financial transactions. However, these fund financial statements focus on the District’s most significant funds.

**Governmental Funds** Most of the District’s activities are reported in governmental funds, which focus on how money flows into and out of those funds and the balances left at year-end available for spending in future periods. These funds are reported using an accounting method called *modified accrual* accounting, which measures cash and all other *financial assets* that can readily be converted to cash. The governmental fund statements provide a detailed *short-term view* of the District’s general government operations and the basic services it provides. Governmental fund information helps you determine whether there are more or fewer financial resources that can be spent in the near future to finance educational programs. The relationship (or differences) between governmental *activities* (reported in the Statement of Net Position and the Statement of Activities) and governmental *funds* is reconciled in the financial statements.

**Fiduciary Funds** Fiduciary Funds are used to account for resources held for the benefits of parties outside the government. Fiduciary Funds are not reflected in the government-wide financial statements because the resources of those funds are not available to support the District’s own programs.

**The District as a Whole**

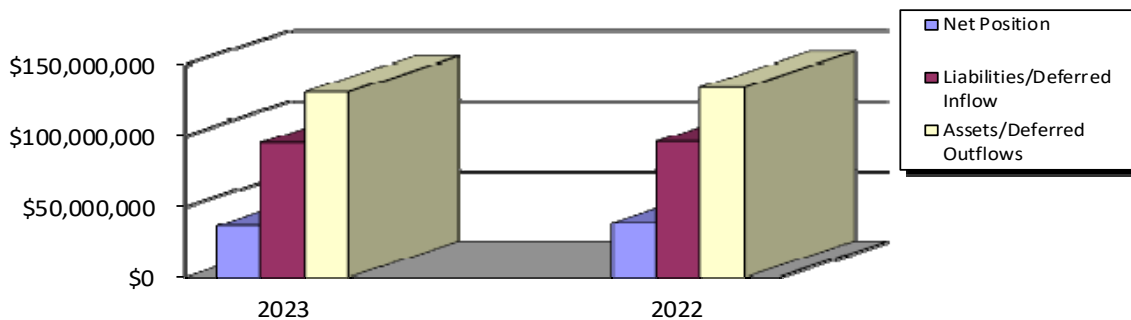
As stated previously, the Statement of Net Position looks at the District as a whole. Table 1 provides a summary of the District’s net position for 2023 compared to 2022:

***This Space Intentionally Left Blank***

**Trotwood-Madison City School District, Ohio**  
**Management Discussion and Analysis**  
**For the Fiscal Year Ended June 30, 2023**  
(Unaudited)

**Table 1**  
**Net Position**

	Governmental Activities	
	2023	2022
<b>Assets:</b>		
Current and Other Assets	\$47,057,784	\$51,103,118
Net OPEB Asset	3,628,003	2,809,377
Capital Assets	66,620,637	66,806,827
<b>Total Assets</b>	<b>117,306,424</b>	<b>120,719,322</b>
<b>Deferred Outflows of Resources:</b>		
Deferred Charge on Refunding	359,863	390,728
OPEB	1,255,625	1,575,169
Pension	11,725,465	10,836,822
<b>Total Deferred Outflows of Resources</b>	<b>13,340,953</b>	<b>12,802,719</b>
<b>Liabilities:</b>		
Other Liabilities	2,882,208	3,127,273
Long-Term Liabilities	72,889,391	58,917,981
<b>Total Liabilities</b>	<b>75,771,599</b>	<b>62,045,254</b>
<b>Deferred Inflows of Resources:</b>		
Property Taxes	8,517,926	7,740,177
Revenue in Lieu of Taxes	57,533	63,152
OPEB	6,175,287	5,613,085
Pension	4,464,531	20,272,704
<b>Total Deferred Inflows of Resources</b>	<b>19,215,277</b>	<b>33,689,118</b>
<b>Net Position:</b>		
Net Investment in Capital Assets	39,801,280	37,656,449
Restricted	9,934,559	6,723,552
Unrestricted	(14,075,338)	(6,392,332)
<b>Total Net Position</b>	<b>\$35,660,501</b>	<b>\$37,987,669</b>



**Trotwood-Madison City School District, Ohio**  
**Management Discussion and Analysis**  
**For the Fiscal Year Ended June 30, 2023**  
**(Unaudited)**

---

Over time, net position can serve as a useful indicator of a government's financial position. At June 30, 2023, the District's assets and deferred outflows exceeded liabilities and deferred inflows by \$35,660,501.

At year-end, capital assets represented 57% of total assets. Capital assets include land, buildings and improvements, and equipment. Capital assets, net of related debt to acquire the assets at June 30, 2023, were \$39,801,280. These capital assets are used to provide services to the students and are not available for future spending. Although the District's investment in capital assets is reported net of related debt, it should be noted that the resources to repay the debt must be provided from other sources, since capital assets may not be used to liquidate these liabilities.

A portion of the District's net position, \$9,934,559 represents resources that are subject to external restriction on how they must be used. The external restriction will not affect the availability of fund resources for future use.

Current and Other Assets decreased slightly mainly due to a decrease taxes receivable in fiscal year 2023 as compared to fiscal year 2022. Capital Assets decreased due to depreciation expense being greater than current year additions. Long-term liabilities increased mainly due to an increase in net pension liability.

Table 2 shows the changes in net position for fiscal years 2023 and 2022.

***This Space Intentionally Left Blank***

**Trotwood-Madison City School District, Ohio**  
**Management Discussion and Analysis**  
**For the Fiscal Year Ended June 30, 2023**  
(Unaudited)

**Table 2**  
**Changes in Net Position**

	Governmental Activities	
	2023	2022
Revenues:		
Program Revenues		
Charges for Services	\$817,496	\$707,248
Operating Grants, Contributions	23,884,395	19,107,982
General Revenues:		
Property Taxes	7,916,393	13,577,933
Grants and Entitlements	20,764,022	20,509,350
Other	1,954,821	442,263
<b>Total Revenues</b>	<b>55,337,127</b>	<b>54,344,776</b>
Program Expenses:		
Instruction	31,665,882	27,017,284
Support Services:		
Pupil and Instructional Staff	6,292,371	5,452,342
School Administrative, General		
Administration, Fiscal and Business	6,264,765	5,004,155
Operations and Maintenance	4,595,577	3,595,824
Pupil Transportation	2,824,902	2,391,114
Central	558,490	576,186
Operation of Non-Instructional Services	3,272,728	2,458,360
Extracurricular Activities	1,429,651	1,157,675
Interest and Fiscal Charges	759,929	992,296
<b>Total Program Expenses</b>	<b>57,664,295</b>	<b>48,645,236</b>
Change in Net Position	(2,327,168)	5,699,540
Net Position - Beginning of Year	37,987,669	32,288,129
Net Position - End of Year	<u>\$35,660,501</u>	<u>\$37,987,669</u>

The District revenues are mainly from three sources. Property taxes levied for general, special revenue, debt service and capital projects purposes, grants and entitlements and operating grants and contributions comprised most of the District's revenues for governmental activities.

The decrease in net position is due mostly to the increase in instruction expenses and support services.

The District depends greatly on property taxes as a revenue source. The unique nature of property taxes in Ohio creates the need to routinely seek voter approval for operating funds. The overall revenues generated by a levy will not increase solely as a result of inflation. As an example, a homeowner with a home valued at \$100,000 and taxed at 1.0 mill would pay \$35.00 annually in taxes. If three years later the home were reappraised and increased to \$200,000 (and this inflationary increase in value is comparable to other property owners) the effective tax rate would become .5 mills and the owner would still pay \$35.00.

**Trotwood-Madison City School District, Ohio**  
**Management Discussion and Analysis**  
**For the Fiscal Year Ended June 30, 2023**  
(Unaudited)

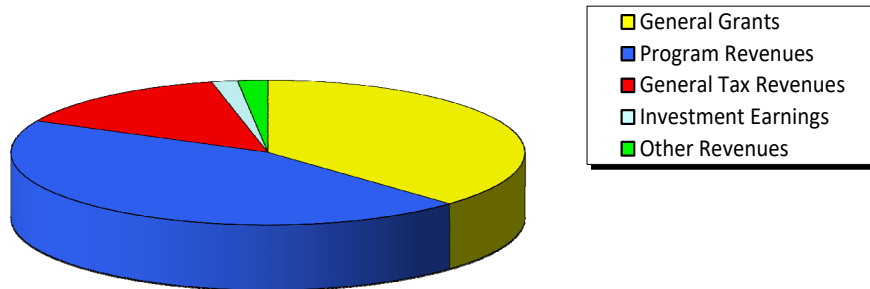
---

Thus Ohio districts do not receive additional property tax revenue from increases in appraisal values and must regularly return to the voters to maintain a constant level of service. Property taxes made up 14.3% of revenue for governmental activities for the District in fiscal year 2023.

**Governmental Activities**  
**Revenue Sources**

---

Revenue Sources	2023	Percent of Total
General Grants	\$20,764,022	37.5%
Program Revenues	24,701,891	44.6%
General Tax Revenues	7,916,393	14.3%
Investment Earnings	900,593	1.6%
Other Revenues	1,054,228	1.9%
Total Revenue Sources	\$55,337,127	100%



Instruction comprises 55% of governmental program expenses. Support services expenses were 36% of governmental program expenses. All other expenses, including interest and fiscal charges were 9% of governmental program expenses. Interest expense was attributable to the outstanding bond and borrowing for capital projects.

**Governmental Activities**

The Statement of Activities shows the cost of program services and the charges for services and grants offsetting those services. Table 3 shows, for government activities, the total cost of services and the net cost of services. That is, it identifies the cost of these services supported by tax revenue and unrestricted State entitlements.

*This Space Intentionally Left Blank*

**Trotwood-Madison City School District, Ohio**  
**Management Discussion and Analysis**  
**For the Fiscal Year Ended June 30, 2023**  
(Unaudited)

**Table 3**  
**Governmental Activities**

	Total Cost of Services		Net Cost of Services	
	2023	2022	2023	2022
Instruction	\$31,665,882	\$27,017,284	(\$16,358,902)	(\$15,119,691)
Support Services:				
Pupil and Instructional Staff	6,292,371	5,452,342	(2,147,569)	(1,712,701)
School Administrative, General				
Administration, Fiscal and Business	6,264,765	5,004,155	(5,435,031)	(4,755,379)
Operations and Maintenance	4,595,577	3,595,824	(3,793,656)	(3,105,171)
Pupil Transportation	2,824,902	2,391,114	(2,098,699)	(1,748,157)
Central	558,490	576,186	(558,490)	(540,805)
Operation of Non-Instructional Services	3,272,728	2,458,360	(714,196)	34,216
Extracurricular Activities	1,429,651	1,157,675	(1,095,932)	(890,022)
Interest and Fiscal Charges	759,929	992,296	(759,929)	(992,296)
Total Expenses	<u>\$57,664,295</u>	<u>\$48,645,236</u>	<u>(\$32,962,404)</u>	<u>(\$28,830,006)</u>

**The District's Funds**

The District has three major governmental funds: the General, Emergency Relief Fund, and Debt Service Fund. Assets of these funds comprise \$44,640,089 (92%) of the total \$48,463,926 governmental funds assets.

**General Fund:** Fund balance at June 30, 2023 was \$26,706,411. The primary reason for the decrease in fund balance was due to total expenditures exceeding revenues during the year.

**Emergency Relief Fund:** Fund balance at June 30, 2023 was (\$58,327). The primary reason for the increase in fund balance was due to the revenues exceeding expenditures.

**Debt Service Fund:** Fund balance at June 30, 2023 was \$3,158,928. The primary reason for the decrease in fund balance was due to total expenditures exceeding revenues during the year.

**General Fund Budgeting Highlights**

The District's budget is prepared according to Ohio law and is based on accounting for certain transactions on a basis of cash receipts, disbursements and encumbrances. The most significant budgeted fund is the General Fund.

For the General Fund, final budget basis revenue was \$36,461,432. The original budget estimate was \$31,153,489. The difference was \$5,307,943. Of this difference, most was due to underestimation of taxes and intergovernmental revenues. Actual instruction expenses were slightly lower when compared to final budgeted expenses.

The District's ending unobligated cash balance was \$26,419,173.



**Trotwood-Madison City School District, Ohio**  
**Management Discussion and Analysis**  
**For the Fiscal Year Ended June 30, 2023**  
(Unaudited)

---

**Capital Assets and Debt Administration**

**Capital Assets**

At fiscal year end, the District had \$66,620,637 invested in land, buildings and improvements and equipment net of accumulated depreciation. Table 4 shows fiscal year 2023 balances compared to fiscal year 2022:

**Table 4**  
**Capital Assets at Year End**  
**(Net of Depreciation)**

---

	<u>Governmental Activities</u>	
	<u>2023</u>	<u>2022</u>
Land	\$1,239,620	\$1,239,620
Buildings and Improvements	59,591,462	61,832,651
Equipment	5,789,555	3,734,556
Total Net Capital Assets	<u>\$66,620,637</u>	<u>\$66,806,827</u>

The decrease in capital assets is due to depreciation exceeding capital asset additions for 2023.

See Note 6 in the Notes to the Basic Financial Statements for further details on the District's capital assets.

**Debt**

At June 30, 2023, the District had \$27,179,220 in debt outstanding, \$2,241,360 due within one year. Table 5 summarizes debt outstanding.

**Table 5**  
**Outstanding Debt at Year End**

---

	<u>Governmental Activities</u>	
	<u>2023</u>	<u>2022</u>
2016 Refunding Bonds:		
Current Interest Bonds	\$17,415,000	\$19,065,000
Premium	2,933,883	3,128,615
2014 HB264 Energy Improvement Loans	680,854	791,384
COPs:		
2016 Classroom Facilities Project Lease - Refunding	5,830,000	6,210,000
2016 Classroom Facilities Project Lease - Premium	319,483	346,107
Total Long-Term Bonds and COPs	<u>\$27,179,220</u>	<u>\$29,541,106</u>

See notes 7-8 in the Notes to the Basic Financial Statements for further details on the District's long-term obligations.

**Trotwood-Madison City School District, Ohio**  
**Management Discussion and Analysis**  
**For the Fiscal Year Ended June 30, 2023**  
**(Unaudited)**

---

**For the Future**

The District is committed to its core mission and beliefs as they relate to students. We will continue to find innovative ways to increase revenue and reduce expenditures in order to meet the financial challenges of the future. With careful planning and monitoring of the District's finances, the District's administration is confident that the District can continue to provide a quality education for our students and provide them a secure financial future.

**Contacting the District's Financial Management**

This financial report is designed to provide our citizens, taxpayers, and investors and creditors with a general overview of the District's finances and to show the District's accountability for the money it receives. If you have questions about this report or need additional financial information, contact the Treasurer/CFO at Trotwood-Madison City Schools, 3594 N. Snyder Road, Trotwood, Ohio 45426.

***This Space Intentionally Left Blank***

Trotwood-Madison City School District, Ohio  
Statement of Net Position  
June 30, 2023

	<u>Governmental Activities</u>
Assets:	
Equity in Pooled Cash and Investments	\$31,420,078
Receivables:	
Taxes	13,600,547
Accounts	21,732
Interest	72,092
Intergovernmental	1,901,057
Prepays	42,278
Nondepreciable Capital Assets	1,239,620
Depreciable Capital Assets, Net	65,381,017
Net OPEB Asset	<u>3,628,003</u>
 Total Assets	 <u>117,306,424</u>
 Deferred Outflows of Resources:	
Deferred Charge on Refunding	359,863
Pension	11,725,465
OPEB	<u>1,255,625</u>
 Total Deferred Outflows of Resources	 <u>13,340,953</u>
 Liabilities:	
Accounts Payable	121,759
Accrued Wages and Benefits	2,626,227
Accrued Interest Payable	73,749
Unearned Revenue	60,473
Long-Term Liabilities:	
Due Within One Year	2,595,686
Due In More Than One Year	
Net Pension Liability	41,849,088
Net OPEB Liability	2,730,508
Other Amounts	<u>25,714,109</u>
 Total Liabilities	 <u>75,771,599</u>
 Deferred Inflows of Resources:	
Property Taxes	8,517,926
Revenue in Lieu of Taxes	57,533
OPEB	6,175,287
Pension	<u>4,464,531</u>
 Total Deferred Inflows of Resources	 <u>19,215,277</u>
 Net Position:	
Net Investment in Capital Assets	39,801,280
Restricted for:	
Debt Service	3,836,768
Capital Projects	1,807,142
Classroom Facilities Maintenance	348,635
Federal Grants	6,162
Net OPEB Asset	3,628,003
Other Purposes	307,849
Unrestricted	<u>(14,075,338)</u>
 Total Net Position	 <u>\$35,660,501</u>

See accompanying notes to the basic financial statements.

Trotwood-Madison City School District, Ohio  
Statement of Activities  
For the Fiscal Year Ended June 30, 2023

	Expenses	Program Revenues		Net (Expense) Revenue
		Charges for Services and Sales	Operating Grants and Contributions	and Changes in Net Position Governmental Activities
<b>Governmental Activities:</b>				
<b>Instruction:</b>				
Regular	\$24,150,713	\$201,919	\$10,473,993	(\$13,474,801)
Special	7,355,342	234,899	3,737,628	(3,382,815)
Vocational	226	0	169,760	169,534
Other	159,601	13,387	475,394	329,180
<b>Support Services:</b>				
Pupil	4,102,430	0	2,347,511	(1,754,919)
Instructional Staff	2,189,941	0	1,797,291	(392,650)
General Administration	64,089	0	0	(64,089)
School Administration	4,697,436	5,967	822,686	(3,868,783)
Fiscal	1,062,301	0	1,081	(1,061,220)
Business	440,939	0	0	(440,939)
Operations and Maintenance	4,595,577	15,338	786,583	(3,793,656)
Pupil Transportation	2,824,902	0	726,203	(2,098,699)
Central	558,490	0	0	(558,490)
Operation of Non-Instructional Services	3,272,728	12,267	2,546,265	(714,196)
Extracurricular Activities	1,429,651	333,719	0	(1,095,932)
Interest and Fiscal Charges	759,929	0	0	(759,929)
<b>Totals</b>	<b>\$57,664,295</b>	<b>\$817,496</b>	<b>\$23,884,395</b>	<b>(32,962,404)</b>

**General Revenues:**

Property Taxes Levied for:

General Purposes	5,976,023
Special Revenue Purposes	68,571
Debt Service Purposes	1,527,567
Capital Projects Purposes	344,232
Grants and Entitlements, Not Restricted	20,764,022
Revenue in Lieu of Taxes	57,533
Investment Earnings	900,593
Other Revenues	996,695

Total General Revenues 30,635,236

Change in Net Position (2,327,168)

Net Position - Beginning of Year 37,987,669

Net Position - End of Year \$35,660,501

See accompanying notes to the basic financial statements.

Trotwood-Madison City School District, Ohio  
Balance Sheet  
Governmental Funds  
June 30, 2023

	General	Emergency Relief Fund	Debt Service	Total Other (Nonmajor) Governmental Funds	Total Governmental Funds
<b>Assets:</b>					
Equity in Pooled Cash and Investments	\$26,064,824	\$96,978	\$2,878,167	\$2,380,109	\$31,420,078
<b>Receivables:</b>					
Taxes	10,175,613	0	2,704,655	720,279	13,600,547
Accounts	20,294	0	0	1,438	21,732
Interest	66,325	0	0	5,767	72,092
Intergovernmental	57,533	1,132,293	0	711,231	1,901,057
Interfund	1,406,142	0	0	0	1,406,142
Prepays	30,168	7,097	0	5,013	42,278
<b>Total Assets</b>	<b>37,820,899</b>	<b>1,236,368</b>	<b>5,582,822</b>	<b>3,823,837</b>	<b>48,463,926</b>
<b>Liabilities:</b>					
Accounts Payable	52,354	926	0	68,479	121,759
Accrued Wages and Benefits	1,851,627	435,576	0	339,024	2,626,227
Interfund Payable	0	792,769	0	613,373	1,406,142
Unearned Revenue	0	0	0	60,473	60,473
<b>Total Liabilities</b>	<b>1,903,981</b>	<b>1,229,271</b>	<b>0</b>	<b>1,081,349</b>	<b>4,214,601</b>
<b>Deferred Inflows of Resources:</b>					
Property Taxes	6,376,652	0	1,690,483	450,791	8,517,926
Property Taxes - Unavailable	2,737,217	0	733,411	194,455	3,665,083
Grants and Other Taxes	0	65,424	0	258,157	323,581
Revenue in Lieu of Taxes	57,533	0	0	0	57,533
Investment Earnings	39,105	0	0	3,400	42,505
<b>Total Deferred Inflows of Resources</b>	<b>9,210,507</b>	<b>65,424</b>	<b>2,423,894</b>	<b>906,803</b>	<b>12,606,628</b>
<b>Fund Balances:</b>					
Nonspendable	30,168	7,097	0	5,013	42,278
Restricted	0	0	3,158,928	2,220,741	5,379,669
Assigned	3,705,531	0	0	0	3,705,531
Unassigned	22,970,712	(65,424)	0	(390,069)	22,515,219
<b>Total Fund Balances</b>	<b>26,706,411</b>	<b>(58,327)</b>	<b>3,158,928</b>	<b>1,835,685</b>	<b>31,642,697</b>
<b>Total Liabilities, Deferred Inflows and Fund Balances</b>	<b>\$37,820,899</b>	<b>\$1,236,368</b>	<b>\$5,582,822</b>	<b>\$3,823,837</b>	<b>\$48,463,926</b>

See accompanying notes to the basic financial statements.

Trotwood-Madison City School District, Ohio  
 Reconciliation of Total Governmental Fund Balance to  
 Net Position of Governmental Activities  
 June 30, 2023

Total Governmental Fund Balance		\$31,642,697
Amounts reported for governmental activities in the statement of net position are different because:		
Capital assets used in governmental activities are not financial resources and, therefore, are not reported in the funds.		
Capital assets used in the operation of Governmental Funds		66,620,637
Other long-term assets are not available to pay for current-period expenditures and, therefore, are deferred in the funds.		
Delinquent Property Taxes	\$3,665,083	
Interest	42,505	
Intergovernmental	<u>323,581</u>	
		4,031,169
In the statement of net position interest payable is accrued when incurred; whereas, in the governmental funds interest is reported as a liability only when it will require the use of current financial resources.		
		(73,749)
Some liabilities reported in the statement of net position do not require the use of current financial resources and, therefore, are not reported as liabilities in governmental funds.		
Compensated Absences		(1,130,575)
Deferred charge on refunding associated with long-term liabilities that are not reported in the funds.		
		359,863
Deferred outflows and inflows or resources related to pensions and OPEB are applicable to future periods and, therefore, are not reported in the funds.		
Deferred outflows of resources related to pensions	11,725,465	
Deferred inflows of resources related to pensions	(4,464,531)	
Deferred outflows of resources related to OPEB	1,255,625	
Deferred inflows of resources related to OPEB	<u>(6,175,287)</u>	
		2,341,272
Long-term liabilities and net OPEB assets are not available to pay for current period expenditures and are not due and payable in the current period and, therefore, are not reported in the funds.		
Net OPEB Asset	3,628,003	
Net Pension Liability	(41,849,088)	
Net OPEB Liability	(2,730,508)	
Other Amounts	<u>(27,179,220)</u>	
		<u>(68,130,813)</u>
Net Position of Governmental Activities		<u><u>\$35,660,501</u></u>

See accompanying notes to the basic financial statements.

Trotwood-Madison City School District, Ohio  
Statement of Revenues, Expenditures  
and Changes in Fund Balance  
Governmental Funds  
For the Fiscal Year Ended June 30, 2023

	General	Emergency Relief Fund	Debt Service	Total Other (Nonmajor) Governmental Funds	Total Governmental Funds
<b>Revenues:</b>					
Property and Other Taxes	\$7,229,928	\$0	\$1,882,645	\$505,151	\$9,617,724
Tuition and Fees	448,954	0	0	0	448,954
Investment Earnings	861,228	0	0	1,331	862,559
Intergovernmental	26,703,432	12,407,833	435,066	6,255,212	45,801,543
Extracurricular Activities	5,218	0	0	330,518	335,736
Charges for Services	5,201	0	0	12,267	17,468
Revenue in Lieu of Taxes	57,533	0	0	0	57,533
Other Revenues	998,556	0	0	13,474	1,012,030
<b>Total Revenues</b>	<b>36,310,050</b>	<b>12,407,833</b>	<b>2,317,711</b>	<b>7,117,953</b>	<b>58,153,547</b>
<b>Expenditures:</b>					
<b>Current:</b>					
<b>Instruction:</b>					
Regular	14,993,627	5,619,805	0	1,239,306	21,852,738
Special	6,301,651	297,697	0	782,130	7,381,478
Other	110,104	0	0	50,036	160,140
<b>Support Services:</b>					
Pupil	2,589,365	909,645	0	653,566	4,152,576
Instructional Staff	844,955	999,286	0	310,796	2,155,037
General Administration	64,229	0	0	0	64,229
School Administration	3,918,398	565,143	0	80,729	4,564,270
Fiscal	995,795	0	48,020	12,754	1,056,569
Business	441,881	0	0	0	441,881
Operations and Maintenance	3,819,547	447,707	0	340,602	4,607,856
Pupil Transportation	2,732,175	214,543	0	0	2,946,718
Central	532,563	0	0	9,282	541,845
Operation of Non-Instructional Services	278,630	2,870	0	2,967,093	3,248,593
Extracurricular Activities	1,037,731	0	0	338,497	1,376,228
Capital Outlay	0	2,412,499	0	0	2,412,499
<b>Debt Service:</b>					
Principal Retirement	110,530	0	1,650,000	380,000	2,140,530
Interest and Fiscal Charges	7,639	0	717,850	230,700	956,189
<b>Total Expenditures</b>	<b>38,778,820</b>	<b>11,469,195</b>	<b>2,415,870</b>	<b>7,395,491</b>	<b>60,059,376</b>
<b>Excess of Revenues Over (Under) Expenditures</b>	<b>(2,468,770)</b>	<b>938,638</b>	<b>(98,159)</b>	<b>(277,538)</b>	<b>(1,905,829)</b>
<b>Other Financing Sources (Uses):</b>					
Transfers In	5,531	0	0	500,000	505,531
Transfers (Out)	(500,000)	0	0	(5,531)	(505,531)
<b>Total Other Financing Sources (Uses)</b>	<b>(494,469)</b>	<b>0</b>	<b>0</b>	<b>494,469</b>	<b>0</b>
<b>Net Change in Fund Balance</b>	<b>(2,963,239)</b>	<b>938,638</b>	<b>(98,159)</b>	<b>216,931</b>	<b>(1,905,829)</b>
<b>Fund Balance - Beginning of Year</b>	<b>29,669,650</b>	<b>(996,965)</b>	<b>3,257,087</b>	<b>1,618,754</b>	<b>33,548,526</b>
<b>Fund Balance - End of Year</b>	<b>\$26,706,411</b>	<b>(\$58,327)</b>	<b>\$3,158,928</b>	<b>\$1,835,685</b>	<b>\$31,642,697</b>

See accompanying notes to the basic financial statements.

Trotwood-Madison City School District, Ohio  
 Reconciliation of the Statement of Revenues, Expenditures, and Changes  
 in Fund Balance of Governmental Funds to the Statement of Activities  
 For the Fiscal Year Ended June 30, 2023

Net Change in Fund Balance - Total Governmental Funds (\$1,905,829)

Amounts reported for governmental activities in the statement of activities are different because:

Governmental funds report capital asset additions as expenditures.

However, in the statement of activities, the cost of those assets is allocated over their estimated useful lives as depreciation expense. This is the amount of the difference between capital asset additions and depreciation in the current period.

Capital assets used in governmental activities	\$3,101,364	
Depreciation Expense	<u>(3,287,554)</u>	(186,190)

Governmental funds report district pension and OPEB contributions as expenditures. However in the Statement of Activities, the cost of pension and OPEB benefits earned net of employee contributions is reported as pension and OPEB expense.

District pension contributions	\$3,983,953	
Cost of benefits earned net of employee contributions - Pension	(4,620,044)	
District OPEB contributions	95,659	
Cost of benefits earned net of employee contributions - OPEB	<u>785,138</u>	244,706

Revenues in the statement of activities that do not provide current financial resources are not reported as revenues in the funds.

Delinquent Property Taxes	(\$1,701,331)	
Interest	38,036	
Intergovernmental	<u>(1,153,125)</u>	(2,816,420)

Repayment of bond and note principal and accretion is an expenditure in the governmental funds, but the repayment reduces long-term liabilities in the statement of net position. 2,140,530

In the statement of activities interest expense is accrued when incurred; whereas, in governmental funds an interest expenditure is reported when due. 5,769

Some expenses reported in the statement of activities do not require the use of current financial resources and, therefore, are not reported as expenditures in governmental funds.

Compensated Absences	(\$225)	
Amortization of Bond Premium	221,356	
Amortization of Deferred Charge on Refunding	<u>(30,865)</u>	190,266

Change in Net Position of Governmental Activities (\$2,327,168)

See accompanying notes to the basic financial statements.



**Trotwood-Madison City School District, Ohio**  
**Notes to the Basic Financial Statements**  
**For the Fiscal Year Ended June 30, 2023**

---

**Note 1 - Description of the District**

---

The Trotwood-Madison City School District (the "District") is a body politic and corporate established for the purpose of exercising the rights and privileges conveyed to it by the constitution and laws of the State of Ohio.

The Trotwood-Madison City School District is a city school district as defined by Section 3311.02, Revised Code. The District operates under an elected Board of Education (5 members) and is responsible for the provision of public education to residents of the District.

The District serves an area of approximately 29 square miles. It is located in Montgomery County and includes all of the former Madison Township and the City of Trotwood. The District currently operates five instructional/support buildings.

Management believes the financial statements included in this report represent all of the funds of the District for which the Board of Education has fiscal responsibility.

**Note 2 - Summary of Significant Accounting Policies**

---

**Reporting Entity**

In accordance with Governmental Accounting Standards Board [GASB] Statement 14, as amended by GASB Statement No. 39, "Determining Whether Certain Organizations Are Component Units", and GASB Statement No. 61, "The Financial Reporting Entity Omnibus an Amendment of GASB Statements No.14 and No. 34", the financial reporting entity consists of a primary government. The District is a primary government because it is a special-purpose government that has a separately elected governing body, is legally separate, and is fiscally independent of other state and local governments.

There are no component units combined with the District for financial statement presentation purposes, and it is not included in any other governmental reporting entity. Consequently, the District's financial statements include only the funds of those organizational entities for which its elected governing body is financially accountable. The District's major operations include education, pupil transportation, food service, and maintenance of District facilities.

The District is associated with three jointly governed organizations and one public entity shared risk pool. These organizations are:

Jointly Governed Organizations:

Metropolitan Educational Technology Association  
Miami Valley Career Technology Center  
Southwestern Ohio Educational Purchasing Council

Public Entity Shared Risk Pool:

Southwestern Ohio Educational Purchasing Cooperative Employee Benefit Plan

These organizations are presented in Notes 13 and 14.

The financial statements of the District have been prepared in conformity with accounting principles generally accepted in the United States of America (GAAP) as applied to governmental units. The

**Trotwood-Madison City School District, Ohio**  
**Notes to the Basic Financial Statements**  
**For the Fiscal Year Ended June 30, 2023**

---

Governmental Accounting Standards Board (GASB) is the accepted standard-setting body for establishing governmental accounting and financial reporting principles.

**Measurement Focus**

**Government-wide Financial Statements**

The District's basic financial statements consist of government-wide statements, including a statement of net position and a statement of activities, and fund financial statements which provide a more detailed level of financial information.

The statement of net position and the statement of activities display information about the District as a whole. These statements include the financial activities of the primary government, except for fiduciary funds. The District has no business-type activities so the statements only report governmental activities of the District. The statement of net position presents the financial condition of the governmental activities of the District at year-end.

The government-wide statements are prepared using the economic resources measurement focus. All assets, deferred outflows of resources, liabilities and deferred inflows of resources associated with the operation of the District are included on the statement of net position. Fiduciary Funds are not included in entity-wide statements.

The government-wide statement of activities presents a comparison between direct expenses and program revenues for each function or program of the District's governmental activities. Direct expenses are those that are specifically associated with a service, program or department and therefore clearly identifiable to a particular function. Program revenues include charges paid by the recipient of the goods or services offered by the program and contributions that are restricted to meeting the operational or capital requirements of a particular program. Revenues which are not classified as program revenues are presented as general revenues of the District, with certain limited exceptions. The comparison of direct expenses with program revenues identifies the extent to which each governmental function is self-financing or draws from the general revenues of the District.

**Fund Financial Statements**

During the year, the District segregates transactions related to certain District functions or activities in separate funds in order to aid financial management and to demonstrate legal compliance. Fund financial statements are designed to present financial information of the District at this more detailed level. The focus of governmental financial statements is on major funds rather than reporting funds by type. Each major fund is presented in a separate column. Nonmajor funds are aggregated and presented in a single column. Fiduciary funds are reported by fund type.

All governmental funds are accounted for using a flow of current financial resources measurement focus. With this measurement focus, only current assets, deferred outflows of resources, current liabilities and deferred inflows of resources generally are included on the balance sheet. The statement of revenues, expenditures and changes in fund balances reports on the sources (i.e., revenues and other financing sources) and uses (i.e., expenditures and other financing uses) of current financial resources. This approach differs from the manner in which the governmental activities of the government-wide financial statements are prepared. Governmental fund financial statements therefore include a reconciliation with

**Trotwood-Madison City School District, Ohio**  
**Notes to the Basic Financial Statements**  
**For the Fiscal Year Ended June 30, 2023**

---

brief explanations to better identify the relationship between the government-wide statements and the statements for governmental funds.

**Fund Accounting**

The District uses funds to maintain its financial records during the fiscal year. Fund accounting is designed to demonstrate legal compliance and to aid management by segregating transactions related to certain District functions or activities. A fund is defined as a fiscal and accounting entity with a self-balancing set of accounts. The various funds of the District are grouped into the categories governmental and fiduciary.

**Governmental Funds**

Governmental funds focus on the sources, uses and balances of current financial resources. Expendable assets are assigned to the various governmental funds according to the purposes for which they may or must be used. Current liabilities are assigned to the fund from which they will be paid. The difference between governmental fund assets and deferred outflows of resources, and liabilities and deferred inflows of resources is reported as fund balance. The following are the District's major governmental funds:

General Fund - The general fund is used to account for all financial resources except those required to be accounted for in another fund. The general fund balance is available for any purpose provided it is expended or transferred according to the general laws of Ohio.

Emergency Relief Fund – The emergency relief fund is used to account for federal grant monies related to the Covid-19 pandemic.

Debt Service Fund - The debt service fund is used to account for the accumulation of resources for the payment of general obligation bond principal and interest and certain other long-term obligations from governmental resources when the District is obligated in some manner for the payment.

Other governmental funds of the District are used to account for (a) financial resources that are restricted, committed, or assigned to expenditures for capital outlays including the acquisition or construction of capital facilities and other capital assets, and (b) specific revenue sources that are restricted or committed to an expenditure for specified purposes other than debt service or capital projects.

**Fiduciary Funds**

Fiduciary fund reporting focuses on net position and changes in net position. The fiduciary fund category is split into four classifications: pension trust funds, investment trust funds, private purpose trust funds and custodial funds. Trust funds are distinguished from custodial funds by the existence of a trust agreement or equivalent arrangements that have certain characteristics. Custodial funds are used to report fiduciary activities that are not required to be reported in a trust fund. The District had no fiduciary funds at year end.

**Basis of Accounting**

Basis of accounting determines when transactions are recorded in the financial records and reported on

**Trotwood-Madison City School District, Ohio**  
**Notes to the Basic Financial Statements**  
**For the Fiscal Year Ended June 30, 2023**

---

the financial statements. Government-wide financial statements are prepared using the accrual basis of accounting. Governmental funds use the modified accrual basis of accounting. Fiduciary funds also use the accrual basis of accounting. Differences in the accrual and the modified accrual basis of accounting arise in the recognition of revenue, the recording of deferred revenue, and in the presentation of expenses versus expenditures.

Revenues – Exchange and Non-exchange Transactions

Revenue resulting from exchange transactions, in which each party gives and receives essentially equal value, is recorded on the accrual basis when the exchange takes place. On a modified accrual basis, revenue is recorded in the fiscal year in which the resources are measurable and become available. Available means that the resources will be collected within the current fiscal year or are expected to be collected soon enough thereafter to be used to pay liabilities of the current fiscal year. For the District, available means expected to be received within sixty days of fiscal year end.

Nonexchange transactions, in which the District receives value without directly giving equal value in return, included property taxes, grants, entitlements and donations. On an accrual basis, revenue from property taxes is recognized in the fiscal year for which the taxes are levied. Revenue from grants, entitlements and donations is recognized in the fiscal year in which all eligibility requirements have been satisfied. Eligibility requirements include timing requirements, which specify the year when the resources are required to be used or the year when use is first permitted, matching requirements, in which the District must provide local resources to be used for a specified purpose, and expenditure requirements, in which the resources are provided to the District on a reimbursement basis. On a modified accrual basis, revenue from nonexchange transactions must also be available before it can be recognized.

Under the modified accrual basis, the following revenue sources are considered to be both measurable and available at year end: property taxes available for advance, revenue in lieu of taxes, grants and interest.

Deferred Outflows/Inflows of Resources

In addition to assets, the government-wide statement of net position will sometimes report a separate section for deferred outflows of resources. Deferred outflows of resources, represents a consumption of net position that applies to a future period and will not be recognized as an outflow of resources (expense/expenditure) until then. The deferred outflows of resources related to a deferred charge on refunding, OPEB, and pension are reported on the governmental-wide statement of net position. For more pension and OPEB plans related information, see Notes 9 and 10.

In addition to liabilities, both the government-wide statement of net position and the governmental fund financial statements report a separate section for deferred inflows of resources. Deferred inflows of resources represent an acquisition of net position that applies to a future period and will not be recognized as an inflow of resources (revenue) until that time. For the District, deferred inflows of resources include property taxes, property taxes (unavailable), revenue in lieu of taxes (which includes tax incremental financing 'TIF'), grants and other taxes, investment earnings, OPEB, and pension. Property taxes represent amounts for which there is an

**Trotwood-Madison City School District, Ohio**  
**Notes to the Basic Financial Statements**  
**For the Fiscal Year Ended June 30, 2023**

---

enforceable legal claim as of June 30, 2023, but which were levied to finance year 2023 operations. These amounts have been recorded as deferred inflows on both the government-wide statement of net position and the governmental fund financial statements. Property taxes (unavailable) are reported only on the governmental funds balance sheet and represents delinquent property taxes. Revenue in lieu of taxes (TIFs) has been recorded as deferred inflows on both the government-wide statement of net position and the governmental fund financial statements. Grants and other taxes, and investment earnings have been recorded as deferred inflows on the governmental fund financial statements. Deferred inflows of resources related to pension and OPEB plans are reported on the government-wide statement of net position. For more pension and OPEB plan related information, see Notes 9 and 10.

Expenses/Expenditures

On the accrual basis of accounting, expenditures are recognized at the time they are incurred. The entitlement value of donated commodities used during the year is reported in the operating statement as an expense with a like amount reported as intergovernmental revenue.

The measurement focus of governmental fund accounting is on decreases in net financial resources (expenditures) rather than expenses. Expenditures are generally recognized in the accounting period in which the related fund liability is incurred, if measurable. However, debt service expenditures, as well as expenditures related to compensated absences, are recorded only when payment is due. Allocations of cost, such as depreciation and amortization, are not recognized in the governmental funds.

Equity in Pooled Cash and Investments

Cash received by the District is pooled for investment purposes. Each fund's interest in the pool is presented as "Equity in Pooled Cash and Investments" on the financial statements.

Except for nonparticipating investment contracts, investments are reported at fair value which is based on quoted market prices. Nonparticipating investment contracts such as nonnegotiable certificates of deposits and repurchase agreements are reported at cost.

The District has invested funds in the State Treasurer Asset Reserve of Ohio (STAR Ohio) during fiscal year 2020, an investment pool managed by the State Treasurer's Office which allows governments within the State to pool their funds for investment purposes. STAR Ohio is not registered with the SEC as an investment company, but has adopted Governmental Accounting Standards Board (GASB), Statement No. 79, "Certain External Investment Pools and Pool Participants." The District measures their investment in STAR Ohio at the net asset value (NAV) per share provided by STAR Ohio. The NAV per share is calculated on an amortized cost basis that provides an NAV per share that approximates fair value.

There were no limitations or restrictions on any participant withdrawals due to redemption notice periods, liquidity fees, or redemption gates. However, 24 hours advance notice is appreciated for deposits and withdrawals of \$25 million or more. STAR Ohio reserves the right to limit the transaction to \$100 million per day, requiring the excess amount to be transacted the following business day(s), but only to the \$100 million limit. All accounts of the participant will be combined for these purposes.

Following Ohio statutes, the Board has, by resolution, specified the funds to receive an allocation of

**Trotwood-Madison City School District, Ohio**  
**Notes to the Basic Financial Statements**  
**For the Fiscal Year Ended June 30, 2023**

---

interest earnings. Interest revenue during the current fiscal year amounted to \$861,228 credited to the General Fund and \$1,331 credited to Other Governmental funds.

Capital Assets

All capital assets are capitalized at cost (or estimated historical cost) and updated for additions and retirements during the year. Donated capital assets are recorded at their fair market values as of the date received. The District maintains a capitalization threshold of two thousand five hundred dollars (\$2,500). The District does not possess any infrastructure. Improvements are capitalized; the costs of normal maintenance and repairs that do not add to the value of the asset or materially extend an asset's life are not.

All reported capital assets are depreciated, except land and construction in progress. Improvements are depreciated over the remaining useful lives of the related capital assets. Depreciation is allocated using the straight-line method over the following useful lives:

<u>Description</u>	<u>Estimated Lives</u>
Buildings and Improvements	20-40 years
Equipment	5-20 years

Pensions/Other Postemployment Benefits (OPEB)

For purposes of measuring the net pension/OPEB liability (asset), deferred outflows of resources and deferred inflows of resources related to pensions/OPEB, and pension/OPEB expense, information about the fiduciary net position of the pension/OPEB plans and additions to/deductions from their fiduciary net position have been determined on the same basis as they are reported by the pension/OPEB plan. For this purpose, benefit payments (including refunds of employee contributions) are recognized when due and payable in accordance with the benefit terms. The pension/OPEB plans report investments at fair value.

Compensated Absences

The District reports compensated absences in accordance with the provisions of GASB Statement No. 16, "Accounting for Compensated Absences." Vacation benefits are accrued as a liability as the benefits are earned if the employees' rights to receive compensation are attributable to services already rendered and it is probable that the District will compensate the employees for the benefits through paid time off or some other means. The District records a liability for accumulated unused vacation time, when earned, for all employees with more than one year of service.

Sick leave benefits are accrued as a liability using the vesting payment method. The entire compensated absence liability is reported on the government-wide financial statements. For governmental fund financial statements, a liability is recorded only for the portion of unpaid compensated absences that have matured, for example, as a result of employee resignations and retirements.

The District's policies regarding compensated absences are determined by the state laws and/or negotiated agreements. In summary, the policies are as follows:

**Trotwood-Madison City School District, Ohio**  
**Notes to the Basic Financial Statements**  
**For the Fiscal Year Ended June 30, 2023**

---

<u>Vacation</u>	<u>Certificated</u>	<u>Administrators</u>	<u>Non-Certificated</u>
How earned	not eligible	20-25 days	10-20 days for each service year depending on length of service
Maximum accumulation	not applicable	30 days unless special permission granted	30-60 days
Vested	not applicable	as earned	as earned
Termination entitlement	not applicable	30 days maximum	paid upon termination
<u>Sick Leave</u>	<u>Certificated</u>	<u>Administrators</u>	<u>Non-Certificated</u>
How earned	1 ¼ days per month of employment (15 days per year)	1 ¼ days per month of employment (15 days per year)	1 ¼ days per month of employment (15 days per year)
Maximum accumulation	350 days	350 days	350 days
Vested	as earned	as earned	as earned
Termination entitlement	per contract	per contract	per contract

These amounts are recorded in the account “compensated absences” in the fund from which the employees who have accumulated unpaid leave are paid primarily from the General Fund.

Accrued Liabilities and Long-Term Obligations

All payables, accrued liabilities and long-term obligations are reported in the government-wide financial statements.

In general, governmental fund payables and accrued liabilities that, once incurred, are paid in a timely manner and in full from current financial resources are reported as obligations of the funds. However, compensated absences that will be paid from governmental funds are reported as a liability in the fund financial statements only to the extent that they are due for payment the current year. Bonds are recognized as a liability on the fund financial statements when due. Net pension/OPEB liability should be recognized in the governmental funds to the extent that benefit payments are due and payable and the pension/OPEB plan’s fiduciary net position is not sufficient for payment of those benefits.

Net Position

Net position represents the difference between assets and deferred outflows of resources, and liabilities and deferred inflows of resources. Net investment in capital assets consists of capital assets, net of

**Trotwood-Madison City School District, Ohio**  
**Notes to the Basic Financial Statements**  
**For the Fiscal Year Ended June 30, 2023**

---

accumulated depreciation, reduced by the outstanding balances of any borrowings used for the acquisition, construction or improvement of those assets. Net position is reported as restricted when there are limitations imposed on their use either through the enabling legislation adopted by the District or through external restrictions imposed by creditors, grantors or laws or regulations of other governments. The District applies restricted resources when an expense is incurred for purposes for which both restricted and unrestricted net position are available. Of the \$9,934,559 in restricted net position, none were restricted by enabling legislation.

Interfund Activity

Exchange transactions between funds are reported as revenues in the seller funds and as expenditures/expenses in the purchaser funds. Flows of cash or goods from one fund to another without a requirement for repayment are reported as interfund transfers. Interfund transfers are reported as other financing sources/uses in governmental funds. Repayments from funds responsible for particular expenditures/expenses to the funds that initially paid for them are not presented on the financial statements.

On fund financial statements, receivables and payables resulting from short-term interfund loans are classified as interfund "receivables/payables". These amounts are eliminated in the governmental activities columns of the statement of net position.

As a general rule, the effect of interfund (internal) activity has been eliminated from the government-wide statement of activities. The interfund services provided and used are not eliminated in the process of consolidation.

Fund Balance

In accordance with Governmental Accounting Standards Board Statement No. 54, *Fund Balance Reporting and Governmental Fund Type Definitions*, the District classifies its fund balance based on the purpose for which the resources were received and the level of constraint placed on the resources. The following categories are used:

Nonspendable – resources that are not in spendable form (inventory) or have legal or contractual requirements to maintain the balance intact.

Restricted – resources that have external purpose restraints imposed on them by providers, such as creditors, grantors, or other regulators.

Committed – resources that are constrained for specific purposes that are internally imposed by the government at its highest level of decision making authority, the Board of Education. Formal action (a resolution) by the Board of Education is needed to establish, modify or rescind these resources.

Assigned – resources that are intended to be used for specific purposes as approved through the District's formal purchasing procedure by the Treasurer.

Unassigned – residual fund balance within the General Fund that is not restricted, committed, or assigned. In other governmental funds, the unassigned classification is used only to report a



**Trotwood-Madison City School District, Ohio**  
**Notes to the Basic Financial Statements**  
**For the Fiscal Year Ended June 30, 2023**

---

deficit balance resulting from incurred expenses for specific purposes exceeding amounts which had been restricted, committed or assigned for said purposes.

The District applies restricted resources first when expenditures are incurred for purposes for which either restricted or unrestricted (committed, assigned, and unassigned) amounts are available. Similarly, within unrestricted fund balance, committed amounts are reduced first followed by assigned, and then unassigned amounts when expenditures are incurred for purposes for which amounts in any of the unrestricted fund balance classifications could be used.

Estimates

The preparation of the basic financial statements in conformity with GAAP requires management to make estimates and assumptions that affect the amounts reported in the basic financial statements and accompanying notes. Actual results may differ from those estimates.

Prepaid Items

Payments made to vendors for services that will benefit periods beyond June 30, 2023, are recorded as prepaid items using the consumption method. A current asset for the prepaid amount is recorded at the time of purchase and an expenditure/expense is reported in the year which services are consumed.

**Note 3 - Equity in Pooled Cash and Investments**

---

The District maintains a cash and investment pool used by all funds. Each fund type's portion of this pool is displayed on the statement of net position and balance sheet as "Equity in Pooled Cash and Investments."

State statute requires the classification of monies held by the District into three categories:

Active Monies - Those monies required to be kept in a "cash" or "near cash" status for immediate use by the District. Such monies must by law be maintained either as cash in the District treasury, in depository accounts payable or withdrawable on demand.

Inactive Monies – Those monies not required for use within the current two year period of designated depositories. Ohio law permits inactive monies to be deposited or invested as certificates of deposit maturing not later than the end of the current period of designated depositories, or as savings or deposit accounts, including, but not limited to passbook accounts.

Interim Monies – Those monies which are not needed for immediate use but which will be needed before the end of the current period of designation of depositories. Interim monies held by the District can be deposited or invested in the following securities:

1. United States Treasury bills, bonds, notes, or any other obligation or security issued by the United States Treasury, or any other obligation guaranteed as to principal and interest by the United States.
2. Bonds, notes, debentures, or any other obligation or security issued by any federal government agency or instrumentality including, but not limited to, the Federal National Mortgage Association, Federal Home Loan Bank, Federal Farm Credit Bank, Federal

**Trotwood-Madison City School District, Ohio**  
**Notes to the Basic Financial Statements**  
**For the Fiscal Year Ended June 30, 2023**

---

Home Loan Mortgage Corporation, and Government National Mortgage Association. All federal agency securities shall be direct issuances of federal government agencies or instrumentalities.

3. Written repurchase agreements in the securities listed above provided the market value of the securities subject to the repurchase agreement must exceed the principal value of the agreement by at least two percent and be marked to market daily, and the term of the agreement must not exceed thirty days.
4. Bonds and other obligations of the State of Ohio, and with certain limitations including a requirement for maturity within ten years from the date of settlement, bonds and other obligations of political subdivisions of the State of Ohio, if training requirements have been met.
5. Time certificates of deposit or savings or deposit accounts including, but not limited to, passbook accounts.
6. No-load money market mutual funds consisting exclusively of obligations described in division (1) or (2) and repurchase agreements secured by such obligations, provided that investments in securities described in this division are made only through eligible institutions.
7. The State Treasurer's investment pool (STAR Ohio).
8. Certain bankers' acceptances for a period not to exceed one hundred eighty days) and commercial paper notes (for a period not to exceed two hundred seventy days) in an amount not to exceed 40 percent of the interim monies available for investment at any one time if training requirements have been met.

Protection of the District's deposits is provided by the Federal Deposit Insurance Corporation (FDIC), by eligible securities pledged by the financial institution as security for repayment, or by the financial institutions participation in the Ohio Pooled Collateral System (OPCS), a collateral pool of eligible securities deposited with a qualified trustee and pledged to the Treasurer of State to secure the repayment of all public monies deposited in the financial institution.

Investments in stripped principal or interest obligations, reverse repurchase agreements, and derivatives are prohibited. The issuance of taxable notes for the purpose of arbitrage, the use of leverage, and short selling are also prohibited. Except as noted above, an investment must mature within five years from the date of purchase, unless matched to a specific obligation or debt of the District, and must be purchased with the expectation that it will be held to maturity.

Investments may only be made through specified dealers and institutions. Payment for investments may be made only upon delivery of the securities representing the investments to the treasurer or, if the securities are not represented by a certificate, upon receipt of confirmation of transfer from the custodian.

The following information classifies deposits and investments by categories of risk as defined in GASB Statement 3, "Deposits with Financial Institutions, Investments and Reverse Repurchase Agreements" and amended by GASB Statement 40, "Deposit and Investment Risk Disclosures".

**Trotwood-Madison City School District, Ohio**  
**Notes to the Basic Financial Statements**  
**For the Fiscal Year Ended June 30, 2023**

---

**Deposits**

Custodial credit risk for deposits is the risk that in the event of bank failure, the District will not be able to recover deposits or collateral securities that are in the possession of an outside party. As of June 30, 2023, \$1,608,476 of the District's bank balance of \$2,068,628 was exposed to custodial credit risk because it was uninsured and collateralized.

The District has no deposit policy for custodial risk beyond the requirements of State statute. Ohio law requires that deposits either be insured or be protected by:

Eligible securities pledged to the District and deposited with a qualified trustee by the financial institution as security for repayment whose market value at all times shall be at least 105% of the deposits being secured; or

Participation in the Ohio Pooled Collateral System (OPCS), a collateral pool of eligible securities deposited with a qualified trustee and pledged to the Treasurer of State to secure the repayment of all public monies deposited in the financial institution. OPCS requires the total market value of the securities pledged to be 102% of the deposits being secured or a rate set by the Treasurer of State.

**Investments**

As of June 30, 2023, the District had the following investments:

<u>Investment Type</u>	<u>Fair Value</u>	<u>Fair Value Hierarchy</u>	<u>Weighted Average Maturity (Years)</u>
Federal Home Loan Mortgage	\$402,444	Level 2	0.38
Federal Home Loan Bank	3,490,430	Level 2	1.80
Federal Farm Credit Banks	2,322,987	Level 2	2.16
Negotiable CDs	2,663,393	Level 2	1.54
Commercial Paper	2,176,009	Level 2	0.12
Federal National Mortgage Association	520,621	Level 1	1.69
U.S. Treasury notes	1,921,250	Level 2	1.16
U.S. Treasury bills	638,178	Level 2	0.35
STAR Ohio	15,896,043	N/A	0.11
Money Market	225,938	N/A	0.00
Total Fair Value	<u>\$30,257,293</u>		
Portfolio Weighted Average Maturity			0.69

The District categorizes its fair value measurements within the fair value hierarchy established by generally accepted accounting principles. The hierarchy is based on the valuation inputs used to measure the fair value of the asset. Level 1 inputs are quoted prices in active markets for identical assets. Level 2 inputs are significant other observable inputs. Level 3 inputs are significant unobservable inputs. The above table identifies the District's recurring fair value measurements as of June 30, 2023. STAR Ohio is reported at its share price (Net Asset value per share). All other investments of the District are valued using quoted market prices.

Interest Rate Risk - In accordance with the investment policy, the District manages its exposure to declines in fair values by limiting the weighted average maturity of its investment portfolio.

**Trotwood-Madison City School District, Ohio**  
**Notes to the Basic Financial Statements**  
**For the Fiscal Year Ended June 30, 2023**

---

Credit Risk – It is the District’s policy to limit its investments that are not obligations of the U.S. Government or obligations explicitly guaranteed by the U.S. Government to investments which have a credit quality rating of the top 2 ratings issued by nationally recognized statistical rating organizations. The District’s investments in Federal Home Loan Mortgage, Federal Home Loan Bank, Federal Farm Credit Banks, the Federal National Mortgage Association, U.S. treasury notes, and U.S. Treasury bills were rated AA+ by Standard & Poor’s and Aaa by Moody’s Investors Service. Investments in STAROhio were rated AAAM by Standard & Poor’s. Money Market Funds and Negotiable CDs were not rated. Commercial paper was rated A-1+ by Standard & Poor’s ratings and P-1 by Moody’s Investment Service.

Concentration of Credit Risk – The District’s investment policy allows investments in Federal Agencies or Instrumentalities. The District has invested 1% in Federal Home Loan Mortgage, 9% in Negotiable CDs, <1% in Money Market Funds, 12% in Federal Home Loan Bank, 7% in Commercial paper, 52% in STAR Ohio, 8% in Federal Farm Credit Banks, 2% in the Federal National Mortgage Association, 6% in U.S treasury notes, and 2% in U.S. treasury bills.

Custodial Credit Risk is the risk that in the event of the failure of the counterparty, the District will not be able to recover the value of its investments or collateral securities that are in the possession of an outside party. All of the District’s securities are either insured and registered in the name of the District or at least registered in the name of the District. The District does not have a policy that addresses custodial credit risk.

**Note 4 - Property Taxes**

---

Property taxes are levied and assessed on a calendar year basis. Second half distributions occur in a new fiscal year. Property taxes include amounts levied against all real, public utility, and tangible personal (used in business) property located in the District. Real property taxes are levied after April 1 on the assessed value listed as of the prior January 1, the lien date. Public utility property taxes attached as a lien on December 31 of the prior year, were levied April 1 and are collected with real property taxes. Assessed values for real property taxes are established by State law at 35 percent of appraised market value. All property is required to be revalued every six years.

Real property taxes are payable annually or semi-annually. If paid annually, payment is due December 31; if paid semi-annually, the first payment is due December 31 with the remainder payable by June 20. Under certain circumstances, State statute permits alternate payment dates to be established. The District receives property taxes from Montgomery County. The County Auditor periodically advances to the District its portion of the taxes collected. Second-half real property tax payments collected by the County by June 30, 2022, are available to finance fiscal year 2023 operations. The amount available for advance can vary based on the date the tax bills are sent.

Accrued property taxes receivable represents delinquent taxes outstanding and real property, and public utility taxes that became measurable as of June 30, 2023. Although total property tax collections for the next fiscal year are measurable, only the amount available as an advance at June 30 is intended to finance current fiscal year operations. The receivable is therefore offset by a credit to deferred inflows for that portion not intended to finance current year operations. On a full accrual basis, collectible delinquent property taxes have been recorded as a receivable and revenue, while on a modified accrual basis the revenue has been deferred.

**Trotwood-Madison City School District, Ohio**  
**Notes to the Basic Financial Statements**  
**For the Fiscal Year Ended June 30, 2023**

---

The assessed values upon which the fiscal year 2023 taxes were collected are:

	<u>Amount</u>
Agricultural/Residential and Other Real Estate	\$216,702,280
Public Utility	<u>17,859,600</u>
Total	<u><u>\$234,561,880</u></u>

**Note 5 – Receivables**

---

Receivables at June 30, 2023, consisted of taxes, accounts, interest, intergovernmental, and interfund. All receivables are considered collectible in full due to the ability to foreclose for the nonpayment of taxes, the stable condition of State programs, and the current year guarantee of federal funds. A summary of the principal items of intergovernmental receivables follows:

<u>Governmental Activities</u>	<u>Amount</u>
General Fund	\$57,533
Emergency Relief Fund	1,132,293
Other Grants	127,600
EHA Preschool Grant	4,873
Public School Preschool	30,323
Title VI-B/Preschool	144,989
Title I	329,618
Title 1 School Improvement A	19,307
Title II-A	31,087
drug-Free School	<u>23,434</u>
Total Intergovernmental Receivable	<u><u>\$1,901,057</u></u>

**Note 6 - Capital Assets**

---

Capital asset activity for the fiscal year ended June 30, 2023 was as follows:

***This Space Intentionally Left Blank***

**Trotwood-Madison City School District, Ohio**  
**Notes to the Basic Financial Statements**  
**For the Fiscal Year Ended June 30, 2023**

	Beginning Balance	Additions	Deletions	Ending Balance
<b>Governmental Activities</b>				
<b>Capital Assets, not being depreciated:</b>				
Land	\$1,239,620	\$0	\$0	\$1,239,620
<b>Capital Assets, being depreciated:</b>				
Buildings and Improvements	99,478,624	335,942	0	99,814,566
Equipment	6,661,661	2,765,422	0	9,427,083
Totals at Historical Cost	<u>107,379,905</u>	<u>3,101,364</u>	<u>0</u>	<u>110,481,269</u>
Less Accumulated Depreciation:				
Buildings and Improvements	37,645,973	2,577,131	0	40,223,104
Equipment	2,927,105	710,423	0	3,637,528
Total Accumulated Depreciation	<u>40,573,078</u>	<u>3,287,554</u>	<u>0</u>	<u>43,860,632</u>
Governmental Activities Capital Assets, Net	<u>\$66,806,827</u>	<u>(\$186,190)</u>	<u>\$0</u>	<u>\$66,620,637</u>

Depreciation expense was charged to governmental functions as follows:

Instruction:	
Regular	\$2,822,838
Special	56,113
Vocational	226
Support Services:	
Pupil	747
Instructional Staff	9,293
School Administration	119,089
Business	366
Operations and Maintenance	88,013
Pupil Transportation	71,794
Central	13,760
Operation of Non-Instructional Services	51,359
Extracurricular Activities	53,956
Total Depreciation Expense	<u>\$3,287,554</u>

**Note 7 – Certificates of Participation**

On December 17, 2015, the District issued \$7,670,000 in Certificates of Participation (COPS) with an average interest rate of 3.53%, which was to partially advance refund \$8,275,000 of outstanding 2008 OASBO Loan with an average interest rate of 4.75%. The District purchased 7,986,519 in US Government Securities, which were placed in an irrevocable trust with an escrow agent to provide for all future debt service payments on the OASBO Loan. As a result, \$7,450,000 of the 2008 OASBO Loan is considered to be defeased and the liability for those bonds has been removed from the Statement of Net Position.

Principal and interest requirements to retire COPS outstanding at year end are as follows:

**Trotwood-Madison City School District, Ohio**  
**Notes to the Basic Financial Statements**  
**For the Fiscal Year Ended June 30, 2023**

Fiscal Year Ending June 30	COPs		
	Principal	Interest	Total
2024	\$395,000	\$215,200	\$610,200
2025	405,000	199,200	604,200
2026	425,000	182,600	607,600
2027	440,000	165,300	605,300
2028	450,000	147,500	597,500
2029-2033	2,555,000	474,000	3,029,000
2034-2035	1,160,000	46,800	1,206,800
Total	<u>\$5,830,000</u>	<u>\$1,430,600</u>	<u>\$7,260,600</u>

**Note 8 - Long-Term Liabilities**

The change in the District's long-term obligations during the year consist of the following:

	Beginning Principal Outstanding	Issued	Retired	Ending Principal Outstanding	Due In One Year
<b>Governmental Activities:</b>					
Bonds and Loans:					
2016 Refunding:					
\$26,115,000 - Current Interest	\$19,065,000	\$0	\$1,650,000	\$17,415,000	\$1,735,000
Premium	3,128,615	0	194,732	2,933,883	0
2014 HB264 Energy Improvement Loans	791,384	0	110,530	680,854	111,360
Subtotal Bonds and Loans	22,984,999	0	1,955,262	21,029,737	1,846,360
COPs:					
2016 Classroom Facilities Project Lease - Refunding	6,210,000	0	380,000	5,830,000	395,000
2016 Classroom Facilities Project Lease - Premium	346,107	0	26,624	319,483	0
Compensated Absences	1,186,269	312,806	368,500	1,130,575	354,326
Subtotal Bonds and Other Amounts	30,727,375	312,806	2,730,386	28,309,795	2,595,686
Net Pension Liability	24,516,181	17,332,907	0	41,849,088	0
Net OPEB Liability	3,674,425	0	943,917	2,730,508	0
Total Long-Term Obligations	<u>\$58,917,981</u>	<u>\$17,645,713</u>	<u>\$3,674,303</u>	<u>\$72,889,391</u>	<u>\$2,595,686</u>

During fiscal years 2014 and 2015, the District issued a HB264 Energy Improvement Loan with an average rate of 1.00%. The issuance will be used to make energy conservation improvements throughout the District. Accordingly, such unmatured obligations of the District are accounted for in the statement of net position. Payments of principal and interest relating to this loan are recorded as an expenditure in the general fund. Bonds payable will be paid from the debt service fund, the HB264 loan will be paid from the general fund, and COPs will be paid from the permanent improvement fund. Compensated absences will mainly be paid from the general fund. There is no repayment schedule for the net pension liability and net OPEB liability; however, employer pension and OPEB contributions are made from the fund benefitting from their service.

On September 6, 2016, the District issued \$26,115,000 in School Improvement Refunding bonds with an average interest rate of 2.00%, which was used to advance refund \$28,605,000 of outstanding 2007 School Improvement Bonds. The net proceeds of \$29,206,521 (after payment of underwriting fees, insurance and other issuance costs) were used to purchase U.S. government securities. Those securities were deposited

**Trotwood-Madison City School District, Ohio**  
**Notes to the Basic Financial Statements**  
**For the Fiscal Year Ended June 30, 2023**

---

into an irrevocable trust with an escrow agent to provide all future debt service payments on the 2007 School Improvement Bonds. As a result, \$28,605,000 of the 2007 School Improvement Bonds are considered to be defeased and the related liability for those bonds has been removed from the Statement of Net Position.

Principal and interest requirements to retire general obligation debt outstanding at year end are as follows:

Fiscal Year Ending June 30	Current Interest Bonds and Loans		
	Principal	Interest	Total
2024	\$1,846,360	\$660,048	\$2,506,408
2025	1,917,197	588,411	2,505,608
2026	2,123,040	514,643	2,637,683
2027	2,223,890	434,769	2,658,658
2028	2,534,745	343,313	2,878,058
2029-2031	7,450,622	422,751	7,873,373
Total	<u>\$18,095,855</u>	<u>\$2,963,935</u>	<u>\$21,059,790</u>

**Note 9 - Defined Benefit Pension Plans**

---

The Statewide retirement systems provide both pension benefits and other postemployment benefits (OPEB).

**Net Pension Liability/Net OPEB Liability (Asset)**

Pensions and OPEB are a component of exchange transactions—between an employer and its employees—of salaries and benefits for employee services. Pensions/OPEB are provided to an employee—on a deferred-payment basis—as part of the total compensation package offered by an employer for employee services each financial period.

The net pension/OPEB liability (asset) represent the District’s proportionate share of each pension/OPEB plan’s collective actuarial present value of projected benefit payments attributable to past periods of service, net of each pension/OPEB plan’s fiduciary net position. The net pension/OPEB liability (asset) calculation is dependent on critical long-term variables, including estimated average life expectancies, earnings on investments, cost of living adjustments and others. While these estimates use the best information available, unknowable future events require adjusting these estimates annually.

Ohio Revised Code limits the District’s obligation for this liability to annually required payments. The District cannot control benefit terms or the manner in which pensions/OPEB are financed; however, the District does receive the benefit of employees’ services in exchange for compensation including pension and OPEB.

GASB 68/75 assumes the liability is solely the obligation of the employer, because (1) they benefit from employee services; and (2) State statute requires funding to come from these employers. All pension contributions to date have come solely from these employers (which also includes pension costs paid in the form of withholdings from employees). The retirement systems may allocate a portion of the employer contributions to provide for these OPEB benefits. In addition, health care plan enrollees pay a portion of the health care costs in the form of a monthly premium. State statute requires the retirement



**Trotwood-Madison City School District, Ohio**  
**Notes to the Basic Financial Statements**  
**For the Fiscal Year Ended June 30, 2023**

---

systems to amortize unfunded pension liabilities within 30 years. If the pension amortization period exceeds 30 years, each retirement system’s board must propose corrective action to the State legislature. Any resulting legislative change to benefits or funding could significantly affect the net pension/OPEB liability (asset). Resulting adjustments to the net pension/OPEB liability (asset) would be effective when the changes are legally enforceable. The Ohio revised Code permits, but does not require the retirement systems to provide healthcare to eligible benefit recipients.

The remainder of this note includes the required pension disclosures. See Note 10 for the required OPEB disclosures.

**Plan Description - School Employees Retirement System (SERS)**

**Plan Description**

District non-teaching employees participate in SERS, a cost-sharing multiple-employer defined benefit pension plan administered by SERS. SERS provides retirement, disability and survivor benefits, and death benefits to plan members and beneficiaries. Authority to establish and amend benefits is provided by Ohio Revised Code Chapter 3309. SERS issues a publicly available, stand-alone financial report that includes financial statements, required supplementary information and detailed information about SERS’ fiduciary net position. That report can be obtained by visiting the SERS website at [www.ohsers.org](http://www.ohsers.org) under Employers/Audit Resources.

Age and service requirements for retirement are as follows:

	Eligible to Retire on or before August 1, 2017 *	Eligible to Retire on or after August 1, 2017
Full Benefits	Any age with 30 years of service credit	Age 67 with 10 years of service credit; or Age 57 with 30 years of service credit
Actuarially Reduced Benefits	Age 60 with 5 years of service credit Age 55 with 25 years of service credit	Age 62 with 10 years of service credit; or Age 60 with 25 years of service credit

\* Members with 25 years of service credit as of August 1, 2017, will be included in this plan.

Annual retirement benefits are calculated based on final average salary multiplied by a percentage that varies based on years of service; 2.2% for the first thirty years of service and 2.5% for years of service credit over 30. Final average salary is the average of the highest three years of salary.

An individual whose benefit effective date is before April 1, 2018, is eligible for a cost of living adjustment (COLA) on the first anniversary date of the benefit. New benefit recipients must wait until the fourth anniversary of their benefit for COLA eligibility. The COLA is added each year to the base benefit amount on the anniversary date of the benefit. The COLA is indexed to the percentage increase in the CPI-W, not to exceed 2.5% and with a floor of 0.0%. A three-year COLA suspension was in effect for all benefit recipients for the years 2018, 2019, and 2020. The Retirement Board approved a 2.5% COLA for calendar year 2023.

**Trotwood-Madison City School District, Ohio**  
**Notes to the Basic Financial Statements**  
**For the Fiscal Year Ended June 30, 2023**

---

**Funding Policy**

Plan members are required to contribute 10.0% of their annual covered salary and the District is required to contribute 14.0% of annual covered payroll. The contribution requirements of plan members and employers are established and may be amended by the SERS' Retirement Board up to statutory maximum amounts of 10.0% for plan members and 14.0% for employers. The Retirement Board, acting with the advice of the actuary, allocates the employer contribution rate among four of the System's funds (Pension Trust Fund, Death Benefit Fund, Medicare B Fund, and Health Care Fund). For the fiscal year ended June 30, 2023, the allocation to pension, death benefits, and Medicare B was 14.0%. For fiscal year 2023, the Retirement Board did not allocate any employer contribution to the Health Care Fund.

The District's contractually required contribution to SERS was \$1,187,153 for fiscal year 2023. Of this amount \$243,552 is reported as accrued wages and benefits.

**Plan Description - State Teachers Retirement System (STRS)**

**Plan Description**

District licensed teachers and other faculty members participate in STRS Ohio, a cost-sharing multiple employer public employee system administered by STRS. STRS provides retirement and disability benefits to members and death and survivor benefits to beneficiaries. STRS issues a stand-alone financial report that includes financial statements, required supplementary information, and detailed information about STRS' fiduciary net position. That report can be obtained by writing to STRS, 275 E. Broad St., Columbus, OH 43215-3771, by calling (888) 227-7877, or by visiting the STRS Web site at [www.strsoh.org](http://www.strsoh.org).

New members have a choice of three retirement plans; a Defined Benefit (DB) Plan, a Defined Contribution (DC) Plan, and a Combined Plan. Benefits are established by Ohio Revised Code Chapter 3307.

The DB plan offers an annual retirement allowance based on final average salary multiplied by a percentage that varies based on years of service. Effective August 1, 2015, the calculation is 2.2% of final average salary for the five highest years of earnings multiplied by all years of service. In April 2017, the Retirement Board made the decision to reduce COLA granted on or after July 1, 2017, to 0.0% upon a determination by its actuary that it was necessary to preserve the fiscal integrity of the retirement system. Benefit recipients' base benefit and past cost-of living increases are not affected by this change. Effective July 1, 2022, an ad-hoc COLA of 3.0% of the base benefit was granted to eligible benefit recipients to begin on the anniversary of their retirement benefit in fiscal year 2023 as long as they retired prior to July 1, 2018. Eligibility changes will be phased in August 1, 2023, when retirement eligibility for unreduced benefits will be five years of service credit and age 65, or 34 years of service credit and any age. Further adjusting to five years of service and age 65, or 35 years of service credit and any age as of August 1, 2028.

Eligibility changes for DB Plan members who retire with actuarially reduced benefits will be phased in until August 1, 2023, when retirement eligibility will be five years of qualifying service credit and age 60, or 30 years of service credit regardless of age.

The DC Plan allows members to place all their member contributions and 9.53% of the 14.0% employer contributions into an investment account. The member determines how to allocate the member and employer money among various investment choices offered by STRS. The remaining 4.47% of the 14.0% employer rate is allocated to the defined benefit unfunded liability. A member is eligible to receive a

**Trotwood-Madison City School District, Ohio**  
**Notes to the Basic Financial Statements**  
**For the Fiscal Year Ended June 30, 2023**

---

retirement benefit at age 50 and termination of employment. The member may elect to receive a lifetime monthly annuity or a lump sum withdrawal.

The Combined Plan offers features of both the DB Plan and the DC Plan. In the Combined Plan, 12.0% of the 14.0% member rate is deposited into the member's DC account and the remaining 2.0% is applied to the DB Plan. Member contributions to the DC Plan are allocated among investment choices by the member, and contributions to the DB Plan from the employer and the member are used to fund the defined benefit payment at a reduced level from the regular DB Plan. The defined benefit portion of the Combined Plan payment is payable to a member on or after age 60 with five years of service. The defined contribution portion of the account may be taken as a lump sum payment or converted to a lifetime monthly annuity at age fifty and after termination of employment.

New members who choose the DC plan or Combined Plan will have another opportunity to reselect a permanent plan during their fifth year of membership. Members may remain in the same plan or transfer to another STRS plan. The optional annuitization of a member's defined contribution account or the defined contribution portion of a member's Combined Plan account to a lifetime benefit results in STRS bearing the risk of investment gain or loss on the account. STRS has therefore included all three plan options as one defined benefit plan for GASB 68 reporting purposes.

A DB or Combined Plan member with five or more years of credited service who is determined to be disabled may qualify for a disability benefit. New members on or after July 1, 2013, must have at least ten years of qualifying service credit that apply for disability benefits. Members in the DC Plan who become disabled are entitled only to their account balance. Eligible survivors of members who die before service retirement may qualify for monthly benefits. If a member of the DC Plan dies before retirement benefits begin, the member's designated beneficiary is entitled to receive the member's account balance.

**Funding Policy**

Employer and member contribution rates are established by the State Teachers Retirement Board and limited by Chapter 3307 of the Ohio Revised Code. The 2023 employer and employee contribution rate of 14.0% was equal to the statutory maximum rates. For 2023, the full employer contribution was allocated to pension.

The District's contractually required contribution to STRS was \$2,796,800 for fiscal year 2023. Of this amount \$491,000 is reported as accrued wages and benefits.

**Net Pension Liabilities, Pension Expense, and Deferred Outflows of Resources and Deferred Inflows of Resources Related to Pensions**

The net pension liability (asset) was measured as of June 30, 2022, and the total pension liability used to calculate the net pension liability was determined by an actuarial valuation as of that date. The District's proportion of the net pension liability was based on the District's share of contributions to the pension plan relative to the contributions of all participating entities. Following is information related to the proportionate share and pension expense:

**Trotwood-Madison City School District, Ohio**  
**Notes to the Basic Financial Statements**  
**For the Fiscal Year Ended June 30, 2023**

	<u>SERS</u>	<u>STRS</u>	<u>Total</u>
Proportionate Share of the Net Pension Liability	\$10,701,694	\$31,147,394	\$41,849,088
Proportion of the Net Pension Liability:			
Current Measurement Date	0.19785790%	0.14011344%	
Prior Measurement Date	<u>0.20271290%</u>	<u>0.13324572%</u>	
Change in Proportionate Share	-0.00485500%	0.00686772%	
Pension Expense	\$366,814	\$4,253,230	\$4,620,044

At June 30 2023, reported deferred outflows of resources and deferred inflows of resources related to pensions from the following sources:

	<u>SERS</u>	<u>STRS</u>	<u>Total</u>
<u>Deferred Outflows of Resources</u>			
Differences between expected and actual experience	433,427	398,727	\$832,154
Changes of assumptions	105,595	3,727,407	3,833,002
Net difference between projected and actual earnings on pension plan investments	0	1,083,861	1,083,861
Changes in employer proportionate share of net pension liability	0	1,992,495	1,992,495
Contributions subsequent to the measurement date	<u>1,187,153</u>	<u>2,796,800</u>	<u>3,983,953</u>
Total Deferred Outflows of Resources	<u>\$1,726,175</u>	<u>\$9,999,290</u>	<u>\$11,725,465</u>
<u>Deferred Inflows of Resources</u>			
Differences between expected and actual experience	70,254	119,149	\$189,403
Changes of assumptions	0	2,805,666	2,805,666
Net difference between projected and actual earnings on pension plan investments	373,440	0	373,440
Changes in employer proportionate share of net pension liability	<u>226,929</u>	<u>869,093</u>	<u>1,096,022</u>
Total Deferred Inflows of Resources	<u>\$670,623</u>	<u>\$3,793,908</u>	<u>\$4,464,531</u>

\$3,983,953 reported as deferred outflows of resources related to pension resulting from contributions subsequent to the measurement date will be recognized as a reduction of the net pension liability in the year ending June 30, 2024. Other amounts reported as deferred outflows of resources and deferred inflows of resources related to pension will be recognized in pension expense as follows:

Fiscal Year			
Ending June 30:	<u>SERS</u>	<u>STRS</u>	<u>Total</u>
2024	(\$93,759)	\$545,351	\$451,592
2025	(\$124,971)	\$9,265	(115,706)
2026	(\$533,467)	(\$304,885)	(838,352)
2027	<u>\$620,596</u>	<u>\$3,158,851</u>	<u>3,779,447</u>
Total	<u>(\$131,601)</u>	<u>\$3,408,582</u>	<u>\$3,276,981</u>

**Trotwood-Madison City School District, Ohio**  
**Notes to the Basic Financial Statements**  
**For the Fiscal Year Ended June 30, 2023**

---

**Actuarial Assumptions - SERS**

SERS' total pension liability was determined by their actuaries in accordance with GASB Statement No. 67, as part of their annual actuarial valuation for each defined benefit retirement plan. Actuarial valuations of an ongoing plan involve estimates of the value of reported amounts (e.g., salaries, credited service) and assumptions about the probability of occurrence of events far into the future (e.g., mortality, disabilities, retirements, employment termination). Actuarially determined amounts are subject to continual review and potential modifications, as actual results are compared with past expectations and new estimates are made about the future.

Projections of benefits for financial reporting purposes are based on the substantive plan (the plan as understood by the employers and plan members) and include the types of benefits provided at the time of each valuation and the historical pattern of sharing benefit costs between the employers and plan members to that point. The projection of benefits for financial reporting purposes does not explicitly incorporate the potential effects of legal or contractual funding limitations.

Actuarial calculations reflect a long-term perspective. For a newly hired employee, actuarial calculations will take into account the employee's entire career with the employer and also take into consideration the benefits, if any, paid to the employee after termination of employment until the death of the employee and any applicable contingent annuitant. In many cases actuarial calculations reflect several decades of service with the employer and the payment of benefits after termination.

Key methods and assumptions used in calculating the total pension liability in the latest actuarial valuation, prepared as of June 30, 2022 and compared with June 30, 2021, are presented below:

	June 30, 2022	June 30, 2021
Inflation	2.40%	2.40%
Future Salary Increases, including inflation	3.25% to 13.58%	3.25% to 13.58%
COLA or Ad Hoc COLA	2.00%, on or after April 1, 2018, COLAs for future retirees will be delayed for three years following commencement	2.00%, on or after April 1, 2018, COLAs for future retirees will be delayed for three years following commencement
Investment Rate of Return	7.00% net of system expenses	7.00% net of system expenses
Actuarial Cost Method	Entry Age Normal (Level Percent of Payroll)	Entry Age Normal (Level Percent of Payroll)

Mortality rates were based on the PUB-2010 General Employee Amount Weight Below Median Healthy Retiree mortality table projected to 2017 with ages set forward 1 year and adjusted 94.20% for males and set forward 2 years and adjusted 81.35% for females. Mortality among disabled members were based upon the PUB-2010 General Disabled Retiree mortality table projected to 2017 with ages set forward 5 years and adjusted 103.3% for males and set forward 3 years and adjusted 106.8% for females. Future improvement in mortality rates is reflected by applying the MP-2020 projection scale generationally.

The most recent experience study was completed for the five year period ended June 30, 2020.

The long-term return expectation for the Pension Plan Investments has been determined by using a building-block approach and assumes a time horizon, as defined in SERS' *Statement of Investment Policy*.

**Trotwood-Madison City School District, Ohio**  
**Notes to the Basic Financial Statements**  
**For the Fiscal Year Ended June 30, 2023**

A forecasted rate of inflation serves as the baseline for the return expectation. Various real return premiums over the baseline inflation rate have been established for each asset class. The long-term expected nominal rate of return has been determined by calculating an arithmetic weighted average of the expected real return premiums for each asset class, adding the projected inflation rate, and adding the expected return from rebalancing uncorrelated asset classes.

Asset Class	Target Allocation	Long-Term Expected Real Rate of Return
Cash	2.00%	-0.45%
US Equity	24.75%	5.37%
Non-US Equity Developed	13.50%	6.22%
Non-US Equity Emerging	6.75%	8.22%
Fixed Income/Global Bonds	19.00%	1.20%
Private Equity	11.00%	10.05%
Real Estate/Real Assets	16.00%	4.87%
Multi-Asset Strategy	4.00%	3.39%
Private Debt/Private Credit	3.00%	5.38%
Total	100.00%	

**Discount Rate**

The total pension liability for 2022 was calculated using the discount rate of 7.00%. The projection of cash flows used to determine the discount rate assumed the contributions from employers and from the members would be computed based on contribution requirements as stipulated by State statute. Projected inflows from investment earnings were calculated using the long-term assumed investment rate of return (7.00%). Based on those assumptions, the plan's fiduciary net position was projected to be available to make all future benefit payments of current plan members. Therefore, the long-term expected rate of return on pension plan investments was applied to all periods of projected benefits to determine the total pension liability.

**Sensitivity of the Proportionate Share of the Net Pension Liability to Changes in the Discount Rate**

Net pension liability is sensitive to changes in the discount rate, and to illustrate the potential impact the following table presents the net pension liability calculated using the discount rate of 7.00%, as well as what each plan's net pension liability would be if it were calculated using a discount rate that is one percentage point lower (6.00%), or one percentage point higher (8.00%) than the current rate.

	1% Decrease 6.00%	Current Discount Rate 7.00%	1% Increase 8.00%
Proportionate share of the net pension liability	\$15,752,383	\$10,701,694	\$6,446,558

**Actuarial Assumptions - STRS**

Key methods and assumptions used in the June 30, 2022, actuarial valuation compared to those used in the June 30, 2021, actuarial valuation are presented below:

**Trotwood-Madison City School District, Ohio**  
**Notes to the Basic Financial Statements**  
**For the Fiscal Year Ended June 30, 2023**

	June 30, 2022	June 30, 2021
Inflation	2.50%	2.50%
Projected Salary Increases	From 2.50% to 8.50% based on age	12.50% at age 20 to 2.50% at age 65
Investment Rate of Return	7.00% net of investments expense, including inflation	7.00% net of investments expense, including inflation
Discount Rate of Return	7.00%	7.00%
Payroll Increases	3.00%	3.00%
Cost-of-Living Adjustments (COLA)	0.00%	0.00%

For 2022, post-retirement mortality rates are based on the Pub-2010 Teachers Healthy Annuitant Mortality Table, adjusted 110.0% for males, projected forward generationally using mortality improvement scale MP-2020. Pre-retirement mortality rates are based on Pub-2010 Teachers Employee Table adjusted 95.0% for females, projected forward generationally using mortality improvement scale MP-2020. Post-retirement disabled mortality rates are based on Pub-2010 Teachers Disable Annuitant Table projected forward generationally using mortality improvement scale MP-2020.

For 2021, post-retirement mortality rates are based on RP-2014 Annuitant Mortality Table with 50.0% of rates through age 69, 70.0% of rates between ages 70 and 79, 90.0% of rates between ages 80 and 84, and 100.0% of rates, thereafter, projected forward generationally using mortality improvement scale MP-2016. Pre-retirement mortality rates are based on RP-2014 Employee Mortality Table, projected forward generationally using mortality improvement scale MP-2016. Post-retirement disabled mortality rates are based on the RP-2014 Disabled Mortality Table with 90.0% of rates for males and 100.0% of rates for females, projected forward generationally using mortality improvement scale MP-2016.

Actuarial assumptions used in the June 30, 2022, valuation are based on the results of an actuarial experience study for the period July 1, 2015, through June 30, 2021. An actuarial experience study is done on a quinquennial basis.

STRS' investment consultant develops an estimate range for the investment return assumption based on the target allocation adopted by the Retirement Board. The target allocation and long-term expected rate of return for each major asset class are summarized as follows:

Asset Class	Target Allocation *	Long-Term Expected Rate of Return **
Domestic Equity	26.00%	6.60%
International Equity	22.00%	6.80%
Alternatives	19.00%	7.38%
Fixed Income	22.00%	1.75%
Real Estate	10.00%	5.75%
Liquidity Reserves	1.00%	1.00%
<b>Total</b>	<b>100.00%</b>	

**Trotwood-Madison City School District, Ohio**  
**Notes to the Basic Financial Statements**  
**For the Fiscal Year Ended June 30, 2023**

---

\* Final target weights reflected October 1, 2022.

\*\* 10 year annualized geometric nominal returns, which include the real rate of return and inflation of 2.25%, and is net of investment expenses. Over a 30-year period, STRS' investment consultant indicates that the above target allocations should generate a return above the actuarial rate of return, without net value added by management.

**Discount Rate**

The discount rate used to measure the total pension liability was 7.00% as of June 30, 2022. The projection of cash flows used to determine the discount rate assumes that member and employer contributions will be made at the statutory contribution rates in accordance with rate increases described above. For this purpose, only employer contributions that are intended to fund benefits of current plan members and their beneficiaries are included. Based on those assumptions, STRS' fiduciary net position was projected to be available to make all projected future benefit payments to current plan members as of June 30, 2022. Therefore, the long-term expected rate of return on pension plan investments of 7.00% was applied to all periods of projected benefit payment to determine the total pension liability as of June 30, 2022.

**Sensitivity of the Proportionate Share of the Net Pension Liability to Changes in the Discount Rate**

The following table presents the District's proportionate share of the net pension liability calculated using the current period discount rate assumption of 7.00%, as well as what the District's proportionate share of the net pension liability would be if it were calculated using a discount rate that is one-percentage-point lower (6.00%) or one-percentage-point higher (8.00%) than the current rate:

	1% Decrease 6.00%	Current Discount Rate 7.00%	1% Increase 8.00%
Proportionate share of the net pension liability	\$47,052,374	\$31,147,394	\$17,696,706

**Changes Between the Measurement Date and the Reporting Date**

In May 2023, the Board approved the following:

1. Retirees who started receiving benefits on June 1, 2019, or earlier will receive a 1.0% cost-of-living adjustment (COLA) in fiscal year 2024. The increase will be added to the base benefit on the retirement date anniversary.
2. For teachers now in the classroom, the current retirement eligibility rule requiring 34 years of service for an unreduced retirement has been extended five years through July 2028. The requirement was scheduled to increase to 35 years of service on August 1, 2023.

Any effect on the net pension liability is not known at this time.

**Note 10 - Defined Benefit OPEB Plans**

---

See Note 9 for a description of the net OPEB liability (asset).



**Trotwood-Madison City School District, Ohio**  
**Notes to the Basic Financial Statements**  
**For the Fiscal Year Ended June 30, 2023**

---

**Plan Description - School Employees Retirement System (SERS)**

**Health Care Plan Description**

The District contributes to the SERS Health Care Fund, administered by SERS for non-certificated retirees and their beneficiaries. For GASB 75 purposes, this plan is considered a cost-sharing other postemployment benefit (OPEB) plan. SERS' Health Care Plan provides healthcare benefits to eligible individuals receiving retirement, disability, and survivor benefits, and to their eligible dependents. Members who retire after June 1, 1986, need 10 years of service credit, exclusive of most types of purchased credit, to qualify to participate in SERS' health care coverage. The following types of credit purchased after January 29, 1981 do not count toward health care coverage eligibility: military, federal, out-of-state, municipal, private school, exempted, and early retirement incentive credit. In addition to age and service retirees, disability benefit recipients and beneficiaries who are receiving monthly benefits due to the death of a member or retiree, are eligible for SERS' health care coverage. Most retirees and dependents choosing SERS' health care coverage are over the age of 65 and therefore enrolled in a fully insured Medicare Advantage plan; however, SERS maintains a traditional, self-insured preferred provider organization for its non-Medicare retiree population. For both groups, SERS offers a self-insured prescription drug program. Health care is a benefit that is permitted, not mandated, by statute. The financial report of the Plan is included in the SERS Annual Comprehensive Financial Report which can be obtained on SERS' website at [www.ohsers.org](http://www.ohsers.org) under Employers/Audit Resources.

Access to health care for retirees and beneficiaries is permitted in accordance with Section 3309 of the Ohio Revised Code. SERS' Retirement Board reserves the right to change or discontinue any health plan or program. Active employee members do not contribute to the Health Care Plan. The SERS Retirement Board established the rules for the premiums paid by the retirees for health care coverage for themselves and their dependents or for their surviving beneficiaries. Premiums vary depending on the plan selected, qualified years of service, Medicare eligibility, and retirement status.

**Funding Policy**

State statute permits SERS to fund the health care benefits through employer contributions. Each year, after the allocation for statutorily required pensions and benefits, the Retirement Board may allocate the remainder of the employer contribution of 14.0% of covered payroll to the Health Care Fund in accordance with the funding policy. For fiscal year 2023, no allocation was made to health care. An additional health care surcharge on employers is collected for employees earning less than an actuarially determined minimum compensation amount, pro-rated if less than a full year of service credit was earned. For fiscal year 2023, this amount was \$25,000. Statutes provide that no employer shall pay a health care surcharge greater than 2.0% of that employer's SERS-covered payroll; nor may SERS collect in aggregate more than 1.5% of the total statewide SERS-covered payroll for the health care surcharge. For fiscal year 2023, the District's surcharge obligation was \$95,659.

The surcharge, added to the allocated portion of the 14.00% employer contribution rate is the total amount assigned to the Health Care Fund. The District's contractually required contribution to SERS was \$95,659 for fiscal year 2023.

**Plan Description - State Teachers Retirement System (STRS)**

**Plan Description**

The State Teachers Retirement System of Ohio (STRS) administers a cost-sharing Health Plan administered for eligible retirees who participated in the defined benefit or combined pension plans offered by STRS.

**Trotwood-Madison City School District, Ohio**  
**Notes to the Basic Financial Statements**  
**For the Fiscal Year Ended June 30, 2023**

---

Ohio law authorizes STRS to offer this plan. Benefits include hospitalization, physicians’ fees, prescription drugs and partial reimbursement of monthly Medicare Part B premiums. The Plan is included in the report of STRS which can be obtained by visiting [www.strsoh.org](http://www.strsoh.org) or by calling (888) 227-7877.

**Funding Policy**

Ohio Revised Code Chapter 3307 authorizes STRS to offer the Plan and gives the Retirement Board discretionary authority over how much, if any, of the health care costs will be absorbed by STRS. Active employee members do not contribute to the Health Care Plan. All benefit recipients pay a portion of the health care costs in the form of a monthly premium. Under Ohio law, funding for post-employment health care may be deducted from employer contributions, currently 14.0% of covered payroll. For the fiscal year ended June 30, 2023, STRS did not allocate any employer contributions to post-employment health care.

**Net OPEB Liabilities (Assets), OPEB Expense (Income), and Deferred Outflows of Resources and Deferred Inflows of Resources Related to OPEB**

The net OPEB liability (asset) was measured as of June 30, 2022, and the total OPEB liability used to calculate the net OPEB liability (asset) was determined by an actuarial valuation as of that date. The District's proportion of the net OPEB liability (asset) was based on the District's share of contributions to the respective retirement systems relative to the contributions of all participating entities. Following is information related to the proportionate share and OPEB expense:

	<u>SERS</u>	<u>STRS</u>	<u>Total</u>
Proportionate Share of the Net OPEB Liability	2,730,508	\$0	\$2,730,508
Proportionate Share of the Net OPEB (Asset)	0	(3,628,003)	(3,628,003)
Proportion of the Net OPEB Liability/Asset:			
Current Measurement Date	0.19447920%	0.14011344%	
Prior Measurement Date	<u>0.19414880%</u>	<u>0.13324572%</u>	
Change in Proportionate Share	0.00033040%	0.00686772%	
OPEB Expense	(208,219)	(576,919)	(\$785,138)

At June 30 2023, reported deferred outflows of resources and deferred inflows of resources related to OPEB from the following sources:

***This Space Intentionally Left Blank***

**Trotwood-Madison City School District, Ohio**  
**Notes to the Basic Financial Statements**  
**For the Fiscal Year Ended June 30, 2023**

	SERS	STRS	Total
<u>Deferred Outflows of Resources</u>			
Differences between expected and actual experience	\$22,955	\$52,595	\$75,550
Changes of assumptions	434,322	154,540	588,862
Net difference between projected and actual earnings on OPEB plan investments	14,191	63,155	77,346
Changes in employer proportionate share of net OPEB liability	259,914	158,294	418,208
Contributions subsequent to the measurement date	95,659	0	95,659
<b>Total Deferred Outflows of Resources</b>	<b>\$827,041</b>	<b>\$428,584</b>	<b>\$1,255,625</b>
<u>Deferred Inflows of Resources</u>			
Differences between expected and actual experience	\$1,746,635	\$544,860	\$2,291,495
Changes of assumptions	1,120,893	2,572,608	3,693,501
Changes in employer proportionate share of net OPEB liability	175,042	15,249	190,291
<b>Total Deferred Inflows of Resources</b>	<b>\$3,042,570</b>	<b>\$3,132,717</b>	<b>\$6,175,287</b>

\$95,659 reported as deferred outflows of resources related to OPEB resulting from contributions subsequent to the measurement date will be recognized as a reduction of the net OPEB liability (adjustment to net OPEB asset) in the year ending June 30, 2024. Other amounts reported as deferred outflows of resources and deferred inflows of resources related to OPEB will be recognized in OPEB expense as follows:

Fiscal Year Ending June 30:	SERS	STRS	Total
2024	(486,114)	(755,243)	(\$1,241,357)
2025	(481,557)	(757,475)	(1,239,032)
2026	(469,471)	(383,195)	(852,666)
2027	(339,315)	(164,845)	(504,160)
2028	(216,959)	(212,404)	(429,363)
Thereafter	(317,772)	(430,971)	(748,743)
<b>Total</b>	<b>(\$2,311,188)</b>	<b>(\$2,704,133)</b>	<b>(\$5,015,321)</b>

**Actuarial Assumptions - SERS**

The total OPEB liability is determined by SERS' actuaries in accordance with GASB Statement No. 74, as part of their annual actuarial valuation for each retirement plan. Actuarial valuations of an ongoing plan involve estimates of the value of reported amounts (e.g., salaries, credited service) and assumptions about the probability of occurrence of events far into the future (e.g., mortality, disabilities, retirements, employment terminations). Actuarially determined amounts are subject to continual review and potential modifications, as actual results are compared with past expectations and new estimates are made about the future.

Projections of benefits for financial reporting purposes are based on the substantive plan (the plan as understood by the employers and plan members) and include the types of benefits provided at the time

**Trotwood-Madison City School District, Ohio**  
**Notes to the Basic Financial Statements**  
**For the Fiscal Year Ended June 30, 2023**

---

of each valuation and the historical pattern of sharing benefit costs between the employers and plan members to that point. The projection of benefits for financial reporting purposes does not explicitly incorporate the potential effects of legal or contractual funding limitations.

Actuarial calculations reflect a long-term perspective. For a newly hired employee, actuarial calculations will take into account the employee's entire career with the employer and also take into consideration the benefits, if any, paid to the employee after termination of employment until the death of the employee and any applicable contingent annuitant. In many cases, actuarial calculations reflect several decades of service with the employer and the payment of benefits after termination.

Key methods and assumptions used in calculating the total OPEB liability in the latest actuarial valuation date of June 30, 2022, compared with June 30, 2021, are presented below:

	June 30, 2022	June 30, 2021
Inflation	2.40%	2.40%
Future Salary Increases, Including Inflation		
Wage Increases	3.25% to 13.58%	3.25% to 13.58%
Investment Rate of Return	7.00% net of investment expense, including inflation	7.00% net of investment expense, including inflation
Fiduciary Net Position is Projected to be Depleted	2044	2042
Municipal Bond Index Rate:		
Measurement Date	3.69%	1.92%
Prior Measurement Date	1.92%	2.45%
Single Equivalent Interest Rate (SEIR), net of plan investment expense, including price inflation:		
Measurement Date	4.08%	2.27%
Prior Measurement Date	2.27%	2.63%
Health Care Cost Trend Rate:		
Medicare	5.125% to 4.40%	5.125% to 4.40%
Pre-Medicare	6.75% to 4.40%	6.75% to 4.40%
Medical Trend Assumption	7.00% to 4.40%	7.00% to 4.40%

Mortality rates among healthy retirees were based on the PUB-2010 General Employee Amount Weighted Below Median Healthy Retiree mortality table projected to 2017 with ages set forward 1 year and adjusted 94.20% for males and set forward 2 years and adjusted 81.35% for females. Mortality among disabled members were based upon the PUB-2010 General Disabled Retiree mortality table projected to 2017 with ages set forward 5 years and adjusted 103.3% for males and set forward 3 years and adjusted 106.8% for females. Mortality rates for contingent survivors were based on PUB-2010 General Amount Weighted Below Median Contingent Survivor mortality table projected to 2017 with ages set forward 1 year and adjusted 105.5% for males and adjusted 122.5% for females. Mortality rates for actives is based on PUB-2010 General Amount Weighted Below Median Employee mortality table.

The most recent experience study was completed for the five year period ended June 30, 2020.

**Trotwood-Madison City School District, Ohio**  
**Notes to the Basic Financial Statements**  
**For the Fiscal Year Ended June 30, 2023**

---

The long-term expected rate of return on plan assets is reviewed as part of the actuarial five-year experience study. The most recent study covers fiscal years 2016 through 2020, and was adopted by the Board in 2021.

Several factors are considered in evaluating the long-term rate of return assumption including long-term historical data, estimates inherent in current market data, and a long-normal distribution analysis in which best-estimate ranges of expected future real rates of return were developed by the investment consultant for each major asset class. These ranges were combined to produce the long-term expected rate of return, 7.00%, by weighting the expected future real rates of return by the target asset allocation percentage and then adding expected inflation. The capital market assumptions developed by the investment consultant are intended for use over a 10-year horizon and may not be useful in setting the long-term rate of return for funding pension plans which covers a longer timeframe. The assumption is intended to be a long-term assumption and is not expected to change absent a significant change in the asset allocation, a change in the inflation assumption, or a fundamental change in the market that alters expected returns in future years.

The target asset allocation and best estimates of arithmetic real rates of return for each major asset class, as used in the June 30, 2020 five-year experience study, are summarized as follows:

Asset Class	Target Allocation	Long-Term Expected Real Rate of Return
Cash	2.00%	-0.45%
US Equity	24.75%	5.37%
Non-US Equity Developed	13.50%	6.22%
Non-US Equity Emerging	6.75%	8.22%
Fixed Income/Global Bonds	19.00%	1.20%
Private Equity	11.00%	10.05%
Real Estate/Real Assets	16.00%	4.87%
Multi-Asset Strategy	4.00%	3.39%
Private Debt/Private Credit	3.00%	5.38%
Total	100.00%	

**Discount Rate**

The discount rate used to measure the total OPEB liability at June 30, 2022 was 4.08%. The discount rate used to measure total OPEB liability prior to June 30, 2021, was 2.27%. The projection of cash flows used to determine the discount rate assumed that contributions will be made from members and the System at the contribution rate of 1.50% of projected covered payroll each year, which includes a 1.50% payroll surcharge and no contributions from the basic benefits plan. Based on these assumptions, the OPEB plan's fiduciary net position was projected to become insufficient to make all projected future benefit payments of current System members by SERS actuaries. The Municipal Bond Index Rate is used in the determination of the SEIR for both the June 30, 2022, and the June 30, 2021 total OPEB liability. The Municipal Bond Index rate is the single rate that will generate a present value of benefit payments equal to the sum of the present value determined by the long-term expected rate of return, and the present value determined by

**Trotwood-Madison City School District, Ohio**  
**Notes to the Basic Financial Statements**  
**For the Fiscal Year Ended June 30, 2023**

discounting those benefits after the date of depletion. The Municipal Bond Index Rate is 3.69% at June 30, 2022 and 1.92% at June 30, 2021.

**Sensitivity of the Proportionate Share of the Net OPEB Liability to Changes in the Discount Rate and Changes in the Health Care Cost Trend Rates**

The net OPEB liability is sensitive to changes in the discount rate and the health care cost trend rate. The following table presents the net OPEB liability of SERS, what SERS' net OPEB liability would be if it were calculated using a discount rate that is 1 percentage point lower (3.08%) and higher (5.08%) than the current discount rate (4.08%). Also shown is what SERS' net OPEB liability would be based on health care cost trend rates that are 1 percentage point lower (6.00% decreasing to 3.40%) and higher (8.00% decreasing to 5.40%) than the current rate

	1% Decrease (3.08%)	Current Discount Rate (4.08%)	1% Increase (5.08%)
Proportionate share of the net OPEB liability	\$3,391,332	\$2,730,508	\$2,197,044
	1% Decrease (6.00% decreasing to 3.40%)	Current Trend Rate (7.00% decreasing to 4.40%)	1% Increase (8.00% decreasing to 5.40%)
Proportionate share of the net OPEB liability	\$2,105,712	\$2,730,508	\$3,546,593

**Actuarial Assumptions - STRS**

Key methods and assumptions used in the June 30, 2022, actuarial valuation and the June 30, 2021 actuarial valuation are presented below:

	June 30, 2022	June 30, 2021
Projected salary increases	Varies by service from 2.50% to 8.50%	Varies by service from 2.50% to 12.50%
Investment Rate of Return	7.00%, net of investment expenses, including inflation	7.00%, net of investment expenses, including inflation
Payroll Increases	3.00%	3.00%
Discount Rate of Return	7.00%	7.00%
Health Care Cost Trends:		
Medical		
Pre-Medicare	7.50% initial, 3.94% ultimate	5.00% initial, 4.00% ultimate
Medicare	-68.78% initial, 3.94% ultimate	-16.18% initial, 4.00% ultimate
Prescription Drug		
Pre-Medicare	9.00% initial, 3.94% ultimate	6.50% initial, 4.00% ultimate
Medicare	-5.47% initial, 3.94% ultimate	29.98% initial, 4.00% ultimate

Projections of benefits include the historical pattern of sharing benefit costs between the employers and retired plan members.

**Trotwood-Madison City School District, Ohio**  
**Notes to the Basic Financial Statements**  
**For the Fiscal Year Ended June 30, 2023**

---

For 2022, healthy retirees post-retirement mortality rates are based on the Pub-2010 Teachers Healthy Annuitant Mortality Table, adjusted 110.0% for males, projected forward generationally using mortality improvement scale MP-2020; pre-retirement mortality rates are based on Pub-2010 Teachers Employee Table adjusted 95.0% for females, projected forward generationally using mortality improvement scale MP-2020. For disabled retirees, mortality rates are based on the Pub-2010 Teachers Disabled Annuitant Table projected forward generationally using mortality improvement scale MP-2020.

For 2021, healthy retirees the mortality rates are based on the RP-2014 Annuitant Mortality Table with 50.0% of rates through age 69, 70.0% of rates between ages 70 and 79, 90.0% of rates between ages 80 and 84, and 100.0% of rates thereafter, projected forward generationally using mortality improvement scale MP-2016. For disabled retirees, mortality rates are based on the RP-2014 Disabled Mortality Table with 90.0% of rates for males and 100.0% of rates for females, projected forward generationally using mortality improvement scale MP-2016.

Actuarial assumptions used in the June 30, 2022, valuation are based on the results of an actuarial experience study for the period July 1, 2015 through June 30, 2021. An actuarial experience study is done on a quinquennial basis.

STRS' investment consultant develops an estimate range for the investment return assumption based on the target allocation adopted by the Retirement Board. The target allocation and long-term expected rate of return for each major asset class are summarized as follows:

<u>Asset Class</u>	<u>Target Allocation *</u>	<u>Long-Term Expected Rate of Return **</u>
Domestic Equity	26.00%	6.60%
International Equity	22.00%	6.80%
Alternatives	19.00%	7.38%
Fixed Income	22.00%	1.75%
Real Estate	10.00%	5.75%
Liquidity Reserves	<u>1.00%</u>	1.00%
Total	<u>100.00%</u>	

\* Target allocation percentage is effective as of July 1, 2022. Target weights will be phased in over a 3-month period concluding on October 1, 2022.

\*\* 10 year annualized geometric nominal returns, which include the real rate of return and inflation of 2.25%, and is net of investment expenses. Over a 30-year period, STRS' investment consultant indicates that the above target allocations should generate a return above the actual rate of return, without net value added by management.

**Discount Rate**

The discount rate used to measure the total OPEB liability was 7.00% as of June 30, 2022. The projection of cash flows used to determine the discount rate assumed STRS continues to allocate no employer contributions to the health care fund. Based on these assumptions, the OPEB plan's fiduciary net position was projected to be available to make all projected future benefit payments to current plan members as of June 30, 2022. Therefore, the long-term expected rate of return on health care plan investments of

**Trotwood-Madison City School District, Ohio**  
**Notes to the Basic Financial Statements**  
**For the Fiscal Year Ended June 30, 2023**

---

7.00% was applied to all periods of projected health care costs to determine the total OPEB liability as of June 30, 2022.

**Sensitivity of the Proportionate Share of the Net OPEB (Asset) to Changes in the Discount and Health Care Cost Trend Rate**

The following table represents the net OPEB asset as of June 30, 2022, calculated using the current period discount rate assumption of 7.00%, as well as what the net OPEB asset would be if it were calculated using a discount rate that is one percentage point lower (6.00%) or one percentage point higher (8.00%) than the current assumption. Also shown is the net OPEB asset as if it were calculated using health care cost trend rates that are one percentage point lower or one percentage point higher than the current health care cost trend rates.

	1% Decrease (6.00%)	Current Discount Rate (7.00%)	1% Increase (8.00%)
Proportionate share of the net OPEB (asset)	(\$3,353,993)	(\$3,628,003)	(\$3,862,716)
	1% Decrease	Current Trend Rate	1% Increase
Proportionate share of the net OPEB (asset)	(\$3,763,122)	(\$3,628,003)	(\$3,457,449)

**Changes Between the Measurement Date and the Reporting Date**

In May 2023, the Board approved the following:

1. Retirees who started receiving benefits on June 1, 2019, or earlier will receive a 1.0% cost-of-living adjustment (COLA) in fiscal year 2024. The increase will be added to the base benefit on the retirement date anniversary.
2. For teachers now in the classroom, the current retirement eligibility rule requiring 34 years of service for an unreduced retirement has been extended five years through July 2028. The requirement was scheduled to increase to 35 years of service on August 1, 2023.

Any effect on the net OPEB asset is not known at this time.

**Note 11 - Contingent Liabilities**

---

**Grants**

The District receives significant financial assistance from numerous federal, state and local agencies in the form of grants. The disbursement of funds received under these programs generally requires compliance with terms and conditions specified in the grant agreements, and is subject to audit by the grantor agencies. Any disallowed claims resulting from such audits could become a liability of the General Fund or other applicable funds.

However, in the opinion of management, any such disallowed claims will not have a material effect on any of the financial statements of the individual fund types included herein or on the overall financial position of the District as of June 30, 2023.



**Trotwood-Madison City School District, Ohio**  
**Notes to the Basic Financial Statements**  
**For the Fiscal Year Ended June 30, 2023**

---

**Litigation**

The District is unaware of any filed litigation having any potential liability in excess of insurance coverage, therefore management doesn't currently anticipate any financial harm being borne by the school system.

**Note 12 - Risk Management**

---

The District is exposed to various risks of loss related to torts, thefts of, damage to, and destruction of assets, errors and omissions, injuries to employees and natural disasters. During the fiscal year, the District contracted with Netherlands Insurance Company for building and property insurance. This policy has a limit of insurance in the amount of \$118,525,311 for property. Property has a \$2,500 deductible. Vehicle insurance is covered by Netherlands Insurance Company for replacement cost with a \$250 deductible for comprehensive and a \$500 deductible for collision. General liability insurance is under Netherlands Insurance Company. The base policy has a \$1,000,000 per occurrence and a \$2,000,000 aggregate limit. The treasurer and business director are bonded. There were no significant reductions in insurance coverage from coverage in the prior year. Settlements have not exceeded insurance coverage during the past three fiscal years.

The District is enrolled in a Group Retrospective Rating program through Comp Management (Sedgwick), a third party administrator. This program is an incentive program to encourage safety and injury prevention in the workplace. As a participant in this program, the District is pooled together with other districts and receives refunds and/or assessments based on the overall performance of the group. As a participant, the District pays their own premiums for the plan year as required. Any refunds and/or assessments come from or are paid directly to BWC.

**Note 13 – Public Entity Shared Risk Pool**

---

Southwestern Ohio Educational Purchasing Cooperative Employee Benefit Plan – The EPC Benefit Plan Trust (the Plan) is a group purchasing pool consisting of public school districts who are members of the Southwestern Ohio Educational Purchasing Cooperative. The purpose of a group purchasing pool is for members to pool funds or resources to purchase group insurance products to provide health benefits to participants at a lower rate than if the individual districts acted independently. Each district pays a monthly premium to the Trust fund for insurance coverage, which is provided by Anthem Blue Cross or United Healthcare. Districts may also contribute monthly to the Trust fund for dental benefits provided through a dental plan administered by CareSource. The Plan is governed by a Board of Trustees elected in accordance with the Trust Agreement and voted on by participating EPC member districts. Financial information can be obtained from the administrator, at EPC Benefits Office, 303 Corporate Center Drive, Suite 208, Vandalia, Ohio 45377.

**Note 14 - Jointly Governed Organizations**

---

Metropolitan Educational Technology Association - The Metropolitan Educational Technology Association (META) is an educational solutions partner providing services across Ohio. META provides cost-effective fiscal, network, technology and student services, a purchasing cooperative, and other individual services based on each client's needs. The governing board of META consists of a president, vice president and six board members who represent the members of META. The Board works with META's Chief Executive Officer, Chief Operating Officer, and Chief Financial Officer to manage operations and ensure the continued progress of the organization's mission, vision, and values. The Board exercises total control over the operations of the Association including budgeting, appropriating, contracting and designating management. Each District's degree of control is limited to its representation on the Board. Financial

**Trotwood-Madison City School District, Ohio**  
**Notes to the Basic Financial Statements**  
**For the Fiscal Year Ended June 30, 2023**

---

information can be obtained from the Chief Financial Officer, at 100 Executive Drive, Marion, Ohio 43302.

Miami Valley Career Technology Center – The Miami Valley Career Technology Center (MVCTC) is a distinct political subdivision of the State of Ohio operated under the direction of a Board consisting of one representative from each of the fifteen participating school districts’ elected boards, which possesses its own budgeting and taxing authority. One member is appointed from the following city and/or exempted village school districts: Carlisle, Miamisburg, Milton-Union, Northmont, Vandalia, Versailles, Huber Heights, Eaton, Trotwood, Tipp City, and West Carrollton. Three members are appointed from the Montgomery County Educational Service Center, one is appointed from the Miami County Educational Service Center, one from the Darke County Educational Service Center, and one from the Preble County Educational Service Center. All member districts are obligated to pay all fees, charges or other assessments as established by MVCTC. To obtain financial information, write to the Treasurer at Miami Valley Career Technology Center, 6800 Hoke Road, Clayton, Ohio 45315.

Southwestern Ohio Educational Purchasing Council – The District participates in the Southwestern Ohio Educational Purchasing Council (SOEPC), a purchasing council made up of school districts and educational service centers in 12 counties. The purpose of SOEPC is to obtain prices for quality merchandise and services commonly used by schools. All member districts are obligated to pay all fees, charges, or other assessments as established by the SOEPC. Each member district has one voting representative. Any district withdrawing from the SOEPC forfeits its claim to any and all SOEPC assets. One year prior notice is necessary for withdrawal from the group. During this time, the withdrawing member is liable for all member obligations during the one year period. The Board exercises total control over the operations of the coalition including budgeting, appropriating, contracting and designating management. Each District’s degree of control is limited to its representation on the Board. Payments to SOEPC are made from the General Fund. To obtain financial information, write to the Director at Southwestern Ohio Educational Purchasing Council, 303 Corporate Center Drive, Suite 208, Vandalia, OH 45377.

**Note 15 – Accountability**

---

As of year end, the following funds had deficit fund balances:

Fund	Deficit
Emergency Relief Fund	\$58,327
Other Governmental Funds:	
Public School Preschool	6,724
Title VI-B Preschool	143,862
Food Service	199,268
Title I	26,163
Drug-Free Schools	9,039

The deficits in fund balances were primarily due to accrual in GAAP. The general fund is liable for any deficit in these funds and will provide transfers when cash is required not when accruals occur.

**Trotwood-Madison City School District, Ohio**  
**Notes to the Basic Financial Statements**  
**For the Fiscal Year Ended June 30, 2023**

---

**Note 16 - Set-Asides**

---

The District is required by State statute to annually set aside in the general fund an amount based on a statutory formula for the acquisition and construction of capital improvements. Amounts not spent by year-end or offset by similarly restricted resources received during the year must be held in cash at year-end and carried forward to be used for the same purposes in future years.

The following cash basis information describes the change in the year-end set-aside amounts for capital acquisition. Disclosure of this information is required by State statute.

	<u>Capital Acquisition</u>
Set Aside Reserve Balance as of June 30, 2022	\$0
Current Year Set Aside Requirements	550,517
Qualified Disbursements	(298,229)
Current Year Offsets	<u>(252,288)</u>
Set Aside Reserve Balance as of June 30, 2023	<u>\$0</u>
Restricted Cash as of June 30, 2023	<u>\$0</u>

The District issued \$44,774,000 in bonds and loans in fiscal year 2002 to provide for the construction of a new school building. This amount is an allowable offset to future years for the capital improvement and maintenance set-aside. The District had qualifying disbursements and offset carry forwards from prior years for capital acquisitions that exceeded the required set-aside. Offsets can be carried forward to use against future year capital acquisition set-asides.

**Note 17 - Interfund Transactions**

---

Interfund transactions at June 30, 2023, consisted of the following individual fund receivables and payables, transfers in and out.

	Interfund		Transfers	
	<u>Receivable</u>	<u>Payable</u>	<u>In</u>	<u>Out</u>
General Fund	\$1,406,142	\$0	\$5,531	\$500,000
Emergency Relief Fund	0	792,769	0	0
Other Governmental Funds	<u>0</u>	<u>613,373</u>	<u>500,000</u>	<u>5,531</u>
Total All Funds	<u>\$1,406,142</u>	<u>\$1,406,142</u>	<u>\$505,531</u>	<u>\$505,531</u>

Interfund balances/transfers are used to move revenues from the fund that statute or budget requires to collect them to the fund that statute or budget requires to expend them and unrestricted revenues collected in the general fund to finance various programs accounted for in other funds in accordance with budgetary authorizations; to segregate and to return money to the fund from which it was originally provided once a project is completed.

**Trotwood-Madison City School District, Ohio**  
**Notes to the Basic Financial Statements**  
**For the Fiscal Year Ended June 30, 2023**

**Note 18 – Fund Balances**

Fund balance is classified as nonspendable, restricted, committed, assigned and/or unassigned based primarily on the extent to which the District is bound to observe constraints imposed upon the use of the resources in the government funds. The constraints placed on fund balance for the major governmental funds and all other governmental funds are presented below:

Fund Balances	General	Emergency Relief Fund	Debt Service Fund	Other Governmental Funds	Total
<b>Nonspendable:</b>					
Prepays	\$30,168	\$7,097	\$0	\$5,013	\$42,278
<b>Total Nonspendable</b>	30,168	7,097	0	5,013	42,278
<b>Restricted for:</b>					
Other Grants	0	0	0	60,755	60,755
Classroom Facilities Maintenance	0	0	0	316,334	316,334
Auxiliary Services	0	0	0	13,106	13,106
Student Managed Activity	0	0	0	16,629	16,629
Data Communications	0	0	0	17,482	17,482
Extracurricular Activity	0	0	0	96,431	96,431
Miscellaneous Federal Grants	0	0	0	5,955	5,955
Special Trust	0	0	0	34,489	34,489
Building	0	0	0	512,123	512,123
Debt Service	0	0	3,158,928	0	3,158,928
Permanent Improvement	0	0	0	1,147,337	1,147,337
Classroom Facilities	0	0	0	100	100
<b>Total Restricted</b>	0	0	3,158,928	2,220,741	5,379,669
<b>Assigned to:</b>					
Encumbrances	85,142	0	0	0	85,142
Budgetary Resources	3,599,984	0	0	0	3,599,984
Public School Support	20,405	0	0	0	20,405
<b>Total Assigned</b>	3,705,531	0	0	0	3,705,531
<b>Unassigned (Deficit)</b>	22,970,712	(65,424)	0	(390,069)	22,515,219
<b>Total Fund Balance</b>	\$26,706,411	(\$58,327)	\$3,158,928	\$1,835,685	\$31,642,697

**Note 19 – Construction and Other Commitments**

The District utilizes encumbrance accounting as part of its budgetary controls. Encumbrances outstanding at year end may be reported as part of restricted, committed or assigned classifications of fund balance. At year end, the District's commitments for encumbrances in the governmental funds were as follows:

	<u>Remaining Commitment</u>
General Fund	\$137,495
Emergency Relief Fund	96,649
Other Governmental Funds	272,795

**Trotwood-Madison City School District, Ohio**  
**Notes to the Basic Financial Statements**  
**For the Fiscal Year Ended June 30, 2023**

---

**Note 20 – Tax Abatements entered Into By Other Governments**

---

Other governments entered into property tax abatement agreements with property owners under the Ohio Community Reinvestment Area (“CRA”) and Enterprise Zone Agreement (“EZA”) programs with the taxing districts of the District. The CRA program is a directive incentive tax exemption program benefiting property owners who renovate or construct new buildings. Under this program, the other governments designated areas to encourage revitalization of the existing housing stock and the development of new structures. The EZA program is an economic development tool administered by municipal and county governments that provides real and personal property tax exemptions to businesses making investments in the community. Within the taxing districts of the District, the City of Trotwood has entered into EZA agreements. Under these agreements the District’s property taxes were reduced by \$96,979.

**Note 21 – Implementation of New Accounting Principles**

---

**New Accounting Principles**

For fiscal year 2023, the School District implemented Governmental Accounting Standards Board (GASB) Statement No. 91, Conduit Debt Obligations; GASB Statement No. 94, Public-Private and Public-Public Partnerships and Availability Payment Arrangements; GASB Statement No. 96, Subscription-Based Information Technology Arrangements (SBITAs); and portions of GASB Statement No. 99, Omnibus 2022.

GASB Statement No. 91 clarifies the definition of a conduit debt obligation, establishing that a conduit debt obligation is not a liability of the issuer; establishes standards for accounting and financial reporting of additional commitments and voluntary commitments extended by issuers and arrangements associated with conduit debt obligations; and improves required note disclosures. The implementation of GASB Statement No. 91 did not have an effect on the financial statements of the School District.

GASB Statement No. 94 primary objective is to improve financial reporting by addressing issues related to public-private and public-public partnership arrangements (PPPs). As used in this Statement, a PPP is an arrangement in which a government (the transferor) contracts with an operator (a governmental or nongovernmental entity) to provide public services by conveying control of the right to operate or use a nonfinancial asset, such as infrastructure or other capital asset (the underlying PPP asset), for a period of time in an exchange or exchange-like transaction. Some PPPs meet the definition of a service concession arrangement (SCA), which the Board defines in this Statement as a PPP in which (1) the operator collects and is compensated by fees from third parties; (2) the transferor determines or has the ability to modify or approve which services the operator is required to provide, to whom the operator is required to provide the services, and the prices or rates that can be charged for the services; and (3) the transferor is entitled to significant residual interest in the service utility of the underlying PPP asset at the end of the arrangement.

GASB Statement No. 94 also provides guidance for accounting and financial reporting for availability payment arrangements (APAs). As defined in this Statement, an APA is an arrangement in which a government compensates an operator for services that may include designing, constructing, financing, maintaining, or operating an underlying nonfinancial asset for a period of time in an exchange or exchange-like transaction. The implementation of GASB Statement No. 94 did not have an effect on the financial statements of the School District.

GASB Statement No. 96 provides guidance on the accounting and financial reporting for subscription-based information technology arrangements (SBITAs) for government end users (governments). This

**Trotwood-Madison City School District, Ohio**  
**Notes to the Basic Financial Statements**  
**For the Fiscal Year Ended June 30, 2023**

---

Statement (1) defines a SBITA; (2) establishes that a SBITA results in a right-to-use subscription asset—an intangible asset—and a corresponding subscription liability; (3) provides the capitalization criteria for outlays other than subscription payments, including implementation costs of a SBITA; and (4) requires note disclosures regarding a SBITA. To the extent relevant, the standards for SBITAs are based on the standards established in Statement No. 87, *Leases*, as amended. The implementation of GASB Statement No. 96 did not have an effect on the financial statements of the School District.

GASB Statement No. 99 addresses a variety of topics and includes clarification of provisions related to accounting and reporting of leases under GASB Statement No. 87, provides extension of the period which the London Interbank Offered Rate is considered appropriate benchmark interest rate, guidance on disclosure of nonmonetary transaction, accounting for pledges of future revenues when resources are not received by the pledging government under GASB Statement No. 48, and terminology updates related to certain provisions of GASB Statement No. 63 and No. 53. These topics under GASB Statement No. 99 provisions were implemented and did not have an effect on the financial statements of the School District.

Other topics in GASB Statement No. 99 includes classification of other derivative instruments within the scope of GASB Statement No. 53, clarification of provisions related to accounting and reporting of Public-Private and Public-Public Partnerships under GASB Statement No. 94, and clarification of provisions to accounting and reporting of subscription-based information technology arrangements under GASB Statement No. 96. These topics are effective for future fiscal years and have not been implemented by of the School District.

***This Space Intentionally Left Blank***

***REQUIRED SUPPLEMENTARY INFORMATION***

Trotwood-Madison CSD  
 Required Supplementary Information  
 Schedule of the District's Proportionate Share of the Net Pension Liability  
 School Employees Retirement System of Ohio  
 Last Ten Fiscal Years (1)

Year	District's Proportion of the Net Pension Liability	District's Proportionate Share of the Net Pension Liability	District's Covered Payroll	District's Proportionate Share of the Net Pension Liability as a Percentage of its Covered Payroll	Plan Fiduciary Net Position as a Percentage of the Total Pension Liability
2023	0.19785790%	\$10,701,694	\$7,391,114	144.79%	75.82%
2022	0.20271290%	7,479,518	6,854,271	109.12%	82.86%
2021	0.20600410%	13,625,545	7,222,050	188.67%	68.55%
2020	0.20666520%	12,365,141	7,089,785	174.41%	70.85%
2019	0.18423080%	10,551,239	6,227,993	169.42%	71.36%
2018	0.18142570%	10,839,785	5,782,079	187.47%	69.50%
2017	0.17450280%	12,771,995	5,158,679	247.58%	62.98%
2016	0.17805310%	10,159,882	5,157,633	196.99%	69.16%
2015	0.15610500%	7,900,385	4,581,919	172.43%	71.70%
2014	0.15610500%	9,285,847	6,281,792	147.82%	65.52%

(1) Amounts presented as of the District's measurement date which is the prior fiscal year end.

See accompanying notes to the required supplementary information.



Trotwood-Madison CSD  
 Required Supplementary Information  
 Schedule of the District's Contributions for Net Pension Liability  
 School Employees Retirement System of Ohio  
 Last Ten Fiscal Years

Year	District's Contractually Required Contribution	District's Contributions in Relation to the Contractually Required Contributions	District's Contribution Deficiency (Excess)	District's Covered Payroll	District's Contributions as a Percentage of Covered Payroll
2023	\$1,187,153	(\$1,187,153)	\$0	\$8,479,664	14.00%
2022	1,034,756	(1,034,756)	0	7,391,114	14.00%
2021	959,598	(959,598)	0	6,854,271	14.00%
2020	1,011,087	(1,011,087)	0	7,222,050	14.00%
2019	957,121	(957,121)	0	7,089,785	13.50%
2018	840,779	(840,779)	0	6,227,993	13.50%
2017	809,491	(809,491)	0	5,782,079	14.00%
2016	722,215	(722,215)	0	5,158,679	14.00%
2015	679,776	(679,776)	0	5,157,633	13.18%
2014	635,054	(635,054)	0	4,581,919	13.86%

See accompanying notes to the required supplementary information.

Trotwood-Madison CSD  
 Required Supplementary Information  
 Schedule of the District's Proportionate Share of the Net Pension Liability  
 State Teachers Retirement System of Ohio  
 Last Ten Fiscal Years (1)

Year	District's Proportion of the Net Pension Liability	District's Proportionate Share of the Net Pension Liability	District's Covered Payroll	District's Proportionate Share of the Net Pension Liability as a Percentage of its Covered Payroll	Plan Fiduciary Net Position as a Percentage of the Total Pension Liability
2023	0.14011344%	\$31,147,394	\$17,923,886	173.78%	78.88%
2022	0.13324572%	17,036,663	14,761,200	115.42%	87.78%
2021	0.12856493%	31,108,138	17,316,686	179.64%	75.48%
2020	0.13915683%	30,773,697	16,909,714	181.99%	77.40%
2019	0.12991184%	28,564,697	13,990,029	204.18%	77.30%
2018	0.12024650%	28,564,814	13,219,629	216.08%	75.30%
2017	0.11829735%	39,597,689	13,464,107	294.10%	66.80%
2016	0.11418423%	31,557,181	11,563,129	272.91%	72.10%
2015	0.10639730%	25,879,506	11,707,085	221.06%	74.70%
2014	0.10639730%	30,744,476	11,735,908	261.97%	69.30%

(1) Amounts presented as of the District's measurement date which is the prior fiscal year end.

See accompanying notes to the required supplementary information.

Trotwood-Madison CSD  
 Required Supplementary Information  
 Schedule of the District's Contributions for Net Pension Liability  
 State Teachers Retirement System of Ohio  
 Last Ten Fiscal Years

Year	District's Contractually Required Contribution	District's Contributions in Relation to the Contractually Required Contributions	District's Contribution Deficiency (Excess)	District's Covered Payroll	District's Contributions as a Percentage of Covered Payroll
2023	\$2,796,800	(\$2,796,800)	\$0	\$19,977,143	14.00%
2022	2,509,344	(2,509,344)	0	17,923,886	14.00%
2021	2,066,568	(2,066,568)	0	14,761,200	14.00%
2020	2,424,336	(2,424,336)	0	17,316,686	14.00%
2019	2,367,360	(2,367,360)	0	16,909,714	14.00%
2018	1,958,604	(1,958,604)	0	13,990,029	14.00%
2017	1,850,748	(1,850,748)	0	13,219,629	14.00%
2016	1,884,975	(1,884,975)	0	13,464,107	14.00%
2015	1,618,838	(1,618,838)	0	11,563,129	14.00%
2014	1,521,921	(1,521,921)	0	11,707,085	13.00%

See accompanying notes to the required supplementary information.

Trotwood-Madison CSD  
 Required Supplementary Information  
 Schedule of the District's Proportionate Share of the Net OPEB Liability  
 School Employees Retirement System of Ohio  
 Last Seven Fiscal Years (1) (2)

Year	District's Proportion of the Net OPEB Liability	District's Proportionate Share of the Net OPEB Liability	District's Covered Payroll	District's Proportionate Share of the Net OPEB Liability as a Percentage of its Covered Payroll	Plan Fiduciary Net Position as a Percentage of the Total OPEB Liability
2023	0.19447920%	\$2,730,508	\$7,391,114	36.94%	30.34%
2022	0.19414880%	3,674,425	6,854,271	53.61%	24.08%
2021	0.19927680%	4,330,937	7,222,050	59.97%	18.17%
2020	0.20372770%	5,123,323	7,089,785	72.26%	15.57%
2019	0.18167560%	5,040,172	6,227,993	80.93%	13.57%
2018	0.18166810%	4,875,494	5,782,079	84.32%	12.46%
2017	0.17611543%	5,019,941	5,158,679	97.31%	11.49%

(1) The schedule is intended to show information for the past 10 years and the additional years' information will be displayed as it becomes available. Information prior to 2017 is not available.

(2) Amounts presented as of the District's measurement date which is the prior fiscal year end.

See accompanying notes to the required supplementary information.

Trotwood-Madison CSD  
 Required Supplementary Information  
 Schedule of the District's Contributions for Net OPEB Liability  
 School Employees Retirement System of Ohio  
 Last Eight Fiscal Years (1) (2)

Year	District's Contractually Required Contribution (2)	District's Contributions in Relation to the Contractually Required Contributions	District's Contribution Deficiency (Excess)	District's Covered Payroll	District's Contributions as a Percentage of Covered Payroll
2023	\$95,659	(\$95,659)	\$0	\$8,479,664	1.13%
2022	86,946	(86,946)	0	7,391,114	1.18%
2021	56,044	(56,044)	0	6,854,271	0.82%
2020	59,470	(59,470)	0	7,222,050	0.82%
2019	122,008	(122,008)	0	7,089,785	1.72%
2018	106,077	(106,077)	0	6,227,993	1.70%
2017	86,783	(86,783)	0	5,782,079	1.50%
2016	67,271	(67,271)	0	5,158,679	1.30%

(1) The schedule is intended to show information for the past 10 years and the additional years' information will be displayed as it becomes available. Information prior to 2016 is not available.

(2) Includes surcharge.

See accompanying notes to the required supplementary information.

Trotwood-Madison CSD  
 Required Supplementary Information  
 Schedule of the District's Proportionate Share of the Net OPEB (Asset)/Liability  
 State Teachers Retirement System of Ohio  
 Last Seven Fiscal Years (1) (2)

Year	District's Proportion of the Net OPEB (Asset)/Liability	District's Proportionate Share of the Net OPEB (Asset)/Liability	District's Covered Payroll	District's Proportionate Share of the Net OPEB (Asset)/Liability as a Percentage of its Covered Payroll	Plan Fiduciary Net Position as a Percentage of the Total OPEB (Asset)/Liability
2023	0.14011344%	(\$3,628,003)	\$17,923,886	(20.24%)	230.73%
2022	0.13324572%	(2,809,377)	14,761,200	(19.03%)	174.73%
2021	0.12856493%	(2,259,528)	17,316,686	(13.05%)	182.13%
2020	0.13915683%	(2,304,771)	16,909,714	(13.63%)	174.74%
2019	0.12991184%	(2,087,550)	13,990,029	(14.92%)	176.00%
2018	0.12024650%	4,691,575	13,219,629	35.49%	47.10%
2017	0.11829735%	6,326,573	13,464,107	46.99%	37.30%

(1) The schedule is intended to show information for the past 10 years and the additional years' information will be displayed as it becomes available. Information prior to 2017 is not available.

(2) Amounts presented as of the District's measurement date which is the prior fiscal year end.

See accompanying notes to the required supplementary information.

Trotwood-Madison CSD  
 Required Supplementary Information  
 Schedule of the District's Contributions for Net OPEB (Asset)/Liability  
 State Teachers Retirement System of Ohio  
 Last Eight Fiscal Years (1)

Year	District's Contractually Required Contribution	District's Contributions in Relation to the Contractually Required Contributions	District's Contribution Deficiency (Excess)	District's Covered Payroll	District's Contributions as a Percentage of Covered Payroll
2023	\$0	\$0	\$0	\$19,977,143	0.00%
2022	0	0	0	17,923,886	0.00%
2021	0	0	0	14,761,200	0.00%
2020	0	0	0	17,316,686	0.00%
2019	0	0	0	16,909,714	0.00%
2018	0	0	0	13,990,029	0.00%
2017	0	0	0	13,219,629	0.00%
2016	0	0	0	13,464,107	0.00%

(1) The schedule is intended to show information for the past 10 years and the additional years' information will be displayed as it becomes available. Information prior to 2016 is not available.

See accompanying notes to the required supplementary information.

Trotwood-Madison City School District, Ohio  
Schedule of Revenues, Expenditures and Changes in Fund Balance  
Budget and Actual (Non-GAAP Budgetary Basis)  
For the Fiscal Year Ended June 30, 2023

	General Fund			
	Original Budget	Final Budget	Actual	Variance from Final Budget
Revenues:				
Property and Other Taxes	\$6,618,481	\$7,746,140	\$7,746,140	\$0
Tuition and Fees	378,855	443,404	443,404	0
Investment Earnings	710,742	831,839	831,839	0
Intergovernmental	22,816,029	26,703,433	26,703,432	(1)
Other Revenues	629,382	736,616	736,616	0
<b>Total Revenues</b>	<b>31,153,489</b>	<b>36,461,432</b>	<b>36,461,431</b>	<b>(1)</b>
Expenditures:				
Current:				
Instruction:				
Regular	15,710,550	15,480,868	15,131,748	349,120
Special	6,611,398	6,514,741	6,367,823	146,918
Other	110,305	108,692	106,241	2,451
Support Services:			0	
Pupil	2,773,347	2,732,801	2,671,172	61,629
Instructional Staff	876,684	863,868	844,386	19,482
General Administration	69,346	68,332	66,791	1,541
School Administration	4,100,691	4,040,741	3,949,615	91,126
Fiscal	1,035,813	1,020,670	997,652	23,018
Business	462,970	456,201	445,913	10,288
Operations and Maintenance	3,982,653	3,924,428	3,835,926	88,502
Pupil Transportation	2,932,562	2,889,689	2,824,522	65,167
Central	552,705	544,624	532,342	12,282
Operation of Non-Instructional Services	278,311	274,243	268,058	6,185
Extracurricular Activities	1,024,057	1,009,086	986,329	22,757
Debt Service:				
Principal Retirement	114,758	113,080	110,530	2,550
Interest and Fiscal Charges	7,931	7,815	7,639	176
<b>Total Expenditures</b>	<b>40,644,081</b>	<b>40,049,879</b>	<b>39,146,687</b>	<b>903,192</b>
<b>Excess of Revenues Over (Under) Expenditures</b>	<b>(9,490,592)</b>	<b>(3,588,447)</b>	<b>(2,685,256)</b>	<b>903,191</b>
Other Financing Sources (Uses):				
Advances In	4,140,897	4,846,425	4,846,425	0
Advances (Out)	(1,459,928)	(1,438,585)	(1,406,142)	32,443
Other	231,250	317,865	270,650	(47,215)
Transfers In	440,273	515,287	515,287	0
Transfers (Out)	(519,125)	(511,536)	(500,000)	11,536
<b>Total Other Financing Sources (Uses)</b>	<b>2,833,367</b>	<b>3,729,456</b>	<b>3,726,220</b>	<b>(3,236)</b>
<b>Net Change in Fund Balance</b>	<b>(6,657,225)</b>	<b>141,009</b>	<b>1,040,964</b>	<b>899,955</b>
Fund Balance Beginning of Year, (includes prior year encumbrances appropriated)	25,378,209	25,378,209	25,378,209	0
<b>Fund Balance - End of Year</b>	<b>\$18,720,984</b>	<b>\$25,519,218</b>	<b>\$26,419,173</b>	<b>\$899,955</b>

See accompanying notes to the required supplementary information.



Trotwood-Madison City School District, Ohio  
Schedule of Revenues, Expenditures and Changes in Fund Balance  
Budget and Actual (Non-GAAP Budgetary Basis)  
For the Fiscal Year Ended June 30, 2023

	Emergency Relief Fund			
	Original Budget	Final Budget	Actual	Variance from Final Budget
Revenues:				
Intergovernmental	15,411,392	\$15,520,148	\$11,340,964	(\$4,179,184)
Total Revenues	<u>15,411,392</u>	<u>15,520,148</u>	<u>11,340,964</u>	<u>(4,179,184)</u>
Expenditures:				
Current:				
Instruction:				
Regular	7,284,755	7,327,241	5,694,682	1,632,559
Special	364,646	366,772	285,053	81,719
Support Services:				
Pupil	1,210,721	1,217,782	946,452	271,330
Instructional Staff	1,273,692	1,281,120	995,678	285,442
School Administration	707,311	711,436	552,923	158,513
Operations and Maintenance	616,647	620,243	482,049	138,194
Pupil Transportation	274,448	276,048	214,543	61,505
Operation of Non-Instructional Services	3,671	3,693	2,870	823
Capital Outlay	3,114,533	3,132,697	2,434,711	697,986
Total Expenditures	<u>14,850,424</u>	<u>14,937,032</u>	<u>11,608,961</u>	<u>3,328,071</u>
Excess of Revenues Over (Under) Expenditures	<u>560,968</u>	<u>583,116</u>	<u>(267,997)</u>	<u>(851,113)</u>
Other Financing Sources (Uses):				
Advances In	1,077,305	1,084,907	792,769	(292,138)
Advances (Out)	(5,101,382)	(5,131,134)	(3,987,883)	1,143,251
Total Other Financing Sources (Uses)	<u>(4,024,077)</u>	<u>(4,046,227)</u>	<u>(3,195,114)</u>	<u>851,113</u>
Net Change in Fund Balance	(3,463,109)	(3,463,111)	(3,463,111)	0
Fund Balance - Beginning of Year (includes prior year encumbrances appropriated)	<u>3,463,437</u>	<u>3,463,437</u>	<u>3,463,437</u>	<u>0</u>
Fund Balance - End of Year	<u>\$328</u>	<u>\$326</u>	<u>\$326</u>	<u>\$0</u>

See accompanying notes to the required supplementary information.

**Trotwood-Madison City School District, Ohio**  
**Notes to the Required Supplementary Information**  
**For the Fiscal Year Ended June 30, 2023**

---

**Note 1 - Budgetary Process**

---

All funds, except custodial funds, are legally required to be budgeted and appropriated. The major documents prepared are the tax budget, the appropriations resolution and the certificate of estimated resources which are prepared on the budgetary basis of accounting. The tax budget demonstrates a need for existing or increased tax rates. The certificate of estimated resources establishes a limit on the amount that the Board of Education may appropriate. The appropriation resolution is the Board's authorization to spend resources and set annual limits on expenditures at the level of control selected by the Board. The legal level of control has been established by the Board at the fund level. Although the legal level of budgetary control was established at the fund level of expenditures, the District has elected to present budgetary statement comparisons at the fund and function level of expenditures. Any budgetary modifications at this level may only be made by resolution of the Board.

The certificate of estimated resources may be amended during the year if projected increases or decreases in revenue are identified by the District Treasurer. The amounts reported as the original budgeted amounts on the budgetary statements reflect the amounts on the certificate of estimated resources when the original appropriations were adopted. The amounts reported as the final budgeted amounts on the budgetary statements reflect the amounts on the final amended certificate of estimated resources issued during the fiscal year 2023.

The appropriation resolution is subject to amendment by the Board throughout the year with the restriction that appropriations cannot exceed estimated resources. The amounts reported as the original budgeted amounts reflect the first appropriation resolution for that fund that covered the entire year, including amounts automatically carried forward from prior years. The amounts reported as the final budgeted amounts represent the final appropriation amounts passed by the Board during the year.

While the District is reporting financial position, results of operations and changes in fund balance on the basis of GAAP, the budgetary basis as provided by law is based upon accounting for certain transactions on a basis of cash receipts, disbursements and encumbrances. The Schedule of Revenues, Expenditures and Changes in Fund Balances - Budget and Actual (Non-GAAP Budgetary Basis) presented on the budgetary basis to provide a meaningful comparison of actual results with the budget. The major differences between the budget basis and GAAP basis are as follows:

1. Revenues are recorded when received in cash (budget basis) as opposed to when susceptible to accrual (GAAP basis).
2. Expenditures are recorded when paid in cash (budget basis) as opposed to when the liability is incurred (GAAP basis).
3. Encumbrances are treated as expenditures for all funds (budget basis) rather than as an assignment of fund balance for governmental fund types (GAAP basis).
4. Advances in and advances out are operating transactions (budget basis) as opposed to balance sheet transactions.
5. Some funds are reported as part of the general fund (GAAP basis) as opposed to the general fund being reported alone (budget basis).

**Trotwood-Madison City School District, Ohio**  
**Notes to the Required Supplementary Information**  
**For the Fiscal Year Ended June 30, 2023**

---

The following table summarizes the adjustments necessary to reconcile the GAAP basis to the budgetary basis for the general and emergency relief funds.

	Net Change in Fund Balance	
	General	Emergency Relief Fund
GAAP Basis	(\$2,963,239)	\$938,638
Revenue Accruals	151,381	(1,066,869)
Expenditure Accruals	(230,371)	(43,117)
Transfers In	509,756	0
Advances In	4,846,425	792,769
Advances (Out)	(1,406,142)	(3,987,883)
Encumbrances	(137,496)	(96,649)
Funds Budgeted Elsewhere	270,650	0
Budget Basis	<u>\$1,040,964</u>	<u>(\$3,463,111)</u>

**Note 2 - Net Pension Liability**

---

**School Employees Retirement System (SERS)**

**Changes in Benefit Terms:**

2023: There were no changes in benefit terms since the prior measurement period.

2022: Cost of Living Adjustments (COLA) increased from 0.50% to 2.50%.

2020-2021: There were no changes in benefit terms from the amounts reported for this fiscal year.

2019: With the authority granted the Board under Senate Bill 8, the Board has enacted a three year COLA delay for future benefit recipients commencing benefits on or after April 1, 2018.

2018: SERS changed from a fixed 3.00% annual increase to a Cost of Living Adjustments (COLA) based on the changed in the Consumer Price Index Index (CPI-W), with a cap of 2.50% and a floor of 0.00%.

2014-2017: There were no changes in benefit terms from the amounts reported for these fiscal years.

**Changes in Assumptions:**

2023: The following changes of assumptions affected the total pension liability since the prior measurement date:

- (1) Cost of Living Adjustments (COLA) was increased from 2.00% to 2.50% for calendar year 2023.

2022: The following changes of assumptions affected the total pension liability since the prior measurement date:

**Trotwood-Madison City School District, Ohio**  
**Notes to the Required Supplementary Information**  
**For the Fiscal Year Ended June 30, 2023**

---

- (1) The assumed rate of inflation was reduced from 3.00% to 2.40%,
- (2) Payroll growth assumption was reduced from 3.50% to 1.75%,
- (3) Assumed real wage growth was increased from 0.50% to 0.85%,
- (4) Cost of Living Adjustments (COLA) was reduced from 2.50% to 2.00%,
- (5) The discount rate was reduced from 7.50% to 7.00%,
- (6) Rates of withdrawal, compensation, participation, spouse coverage assumption, retirement, and disability were updated to reflect recent experience, and,
- (7) Mortality among active members, service retirees and beneficiaries, and disabled members were updated.

2018-2021: There were no changes in methods and assumptions used in the calculation of actuarial determined contributions for these fiscal years.

2017: The following changes of assumptions affected the total pension liability since the prior measurement date:

- (1) The assumed rate of inflation was reduced from 3.25% to 3.00%,
- (2) Payroll growth assumption was reduced from 4.00% to 3.50%,
- (3) Assumed real wage growth was reduced from 0.75% to 0.50%,
- (4) Rates of withdrawal, retirement and disability were updated to reflect recent experience,
- (5) Mortality among active members was updated to RP-2014 Blue Collar Mortality Table with fully generational projection and a five year age set-back for both males and females,
- (6) Mortality among service retired members, and beneficiaries was updated to the following RP-2014 Blue Collar Mortality Table with fully generational projection with Scale BB, 120% of male rates, and 110% of female rates,
- (7) Mortality among disabled members was updated to RP-2000 Disabled Mortality Table, 90% for male rates and 100% for female rates, set back five years is used for the period after disability retirement, and
- (8) The discount rate was reduced from 7.75% to 7.50%.

2014-2016: There were no changes in methods and assumptions used in the calculation of actuarial determined contributions for these fiscal years.

**State Teachers Retirement System (STRS)**

**Changes in Benefit Terms:**

2019-2023: There were no changes in benefit terms from the amounts reported for these fiscal years.

2018: STRS decreased the Cost of Living Adjustment (COLA) to zero.

2014-2017: There were no changes in benefit terms from the amounts reported for these fiscal years.

**Changes in Assumptions:**

2023: The following changes of assumptions affected the total pension liability since the prior measurement date:

- (1) Post-retirement mortality rates are based on the Pub-2010 Teachers Healthy Annuitant Mortality Table:
  - a. Adjusted 110.0% for males, projected forward generationally using mortality improvement

**Trotwood-Madison City School District, Ohio**  
**Notes to the Required Supplementary Information**  
**For the Fiscal Year Ended June 30, 2023**

---

scale MP-2020

- (2) Pre-retirement mortality rates are based on Pub-2010 Teachers Employee Table:
  - a. Adjusted 95.0% for females, projected forward generationally using mortality improvement scale MP-2020
- (3) Post-retirement disabled mortality rates are based on Pub-2010 Teachers Disable Annuitant Table:
  - a. Projected forward generationally using mortality improvement scale MP-2020
- (4) Projected salary increases changed from 2.50% to 12.50% to 2.50% to 8.50%

2022: There were changes in assumptions since the prior measurement date, which the discount rate was adjusted to 7.00% from 7.45%.

2019-2021: There were no changes in methods and assumptions used in the calculation of actuarial determined contributions for these fiscal years.

2018: The following changes of assumptions affected the total pension liability since the prior measurement date:

- (1) The long term expected rate of return was reduced from 7.75% to 7.45%,
- (2) The inflation assumption was lowered from 2.75% to 2.50%,
- (3) The payroll growth assumption was lowered to 3.00%,
- (4) Total salary increases rate was lowered by decreasing the merit component of the individual salary increases, in addition to a decrease of 0.25% due to lower inflation,
- (5) The healthy and disabled mortality assumptions were updated to the RP-2014 mortality tables with generational improvement scale MP-2016, and
- (6) Rates of retirement, termination and disability were modified to better reflect anticipated future experience.

2014-2017: There were no changes in methods and assumptions used in the calculation of actuarial determined contributions for these fiscal years.

**Note 3 - Net OPEB (Asset)/Liability**

---

**School Employees Retirement System (SERS)**

**Changes in Benefit Terms:**

2017-2023: There were no changes in benefit terms from the amounts reported for these fiscal years.

**Changes in Assumptions:**

2023: Amounts reported for the fiscal year incorporate changes in key methods and assumptions used in calculating the total OPEB liability as presented below:

- (1) Discount Rate:

Prior Measurement Date	2.27%
Measurement Date	4.08%
- (2) Municipal Bond Index Rate:

Prior Measurement Date	1.92%
Measurement Date	3.69%

**Trotwood-Madison City School District, Ohio**  
**Notes to the Required Supplementary Information**  
**For the Fiscal Year Ended June 30, 2023**

---

(3) Single Equivalent Interest Rate, net of plan investment expense, including price inflation:

Prior Measurement Date 2.27%

Measurement Date 4.08%

(4) Health care trend rates were updated.

2022: Amounts reported for the fiscal year incorporate changes in key methods and assumptions used in calculating the total OPEB liability as presented below:

(1) Discount Rate:

Prior Measurement Date 2.63%

Measurement Date 2.27%

(2) Investment Rate of Return:

Prior Measurement Date 7.50%

Measurement Date 7.00%

(3) Assumed Rate of Inflation:

Prior Measurement Date 3.00%

Measurement Date 2.40%

(4) Payroll Growth Assumption:

Prior Measurement Date 3.50%

Measurement Date 1.75%

(5) Assumed Real Wage Growth:

Prior Measurement Date 0.50%

Measurement Date 0.85%

(6) Municipal Bond Index Rate:

Prior Measurement Date 2.45%

Measurement Date 1.92%

(7) Single Equivalent Interest Rate, net of plan investment expense, including price inflation:

Prior Measurement Date 2.63%

Measurement Date 2.27%

(8) Rates of withdrawal, retirement and disability were updated to reflect recent experience.

(9) Rate of health care participation for future retirees and spouses was updated to reflect recent.

(10) Mortality among active members was updated to the following:

a. PUB-2010 General Amount Weighted Below Median Employee mortality table.

(11) Mortality among service retired members was updated to the following:

a. PUB-2010 General Employee Amount Weighted Below Median Healthy Retiree mortality table projected to 2017 with ages set forward 1 year and adjusted 94.20% for males and set forward 2 years and adjusted 81.35% for females.

(12) Mortality among beneficiaries was updated to the following:

a. PUB-2010 General Amount Weighted Below Median Contingent Survivor mortality table projected to 2017 with ages set forward 1 year and adjusted 105.5% for males and adjusted 122.5% for females.

(13) Mortality among disabled member was updated to the following:

a. PUB-2010 General Disabled Retiree mortality table projected to 2017 with ages set forward 5 years and adjusted 103.3% for males and set forward 3 years and adjusted 106.8% for females.

(14) Mortality rates are projected using a fully generational projection with Scale MP-2020.

**Trotwood-Madison City School District, Ohio**  
**Notes to the Required Supplementary Information**  
**For the Fiscal Year Ended June 30, 2023**

---

2021: Amounts reported for the fiscal year incorporate changes in key methods and assumptions used in calculating the total OPEB liability as presented below:

- (1) Discount Rate:
  - Prior Measurement Date 3.22%
  - Measurement Date 2.63%
- (2) Municipal Bond Index Rate:
  - Prior Measurement Date 3.13%
  - Measurement Date 2.45%
- (3) Single Equivalent Interest Rate, net of plan investment expense, including price inflation:
  - Prior Measurement Date 3.22%
  - Measurement Date 2.63%

2020: Amounts reported for the fiscal year incorporate changes in key methods and assumptions used in calculating the total OPEB liability as presented below:

- (1) Discount Rate:
  - Prior Measurement Date 3.70%
  - Measurement Date 3.22%
- (2) Municipal Bond Index Rate:
  - Prior Measurement Date 3.62%
  - Measurement Date 3.13%
- (3) Single Equivalent Interest Rate, net of plan investment expense, including price inflation:
  - Prior Measurement Date 3.70%
  - Measurement Date 3.22%

2019: Amounts reported for the fiscal year incorporate changes in key methods and assumptions used in calculating the total OPEB liability as presented below:

- (1) Discount Rate:
  - Prior Measurement Date 3.63%
  - Measurement Date 3.70%
- (2) Municipal Bond Index Rate:
  - Prior Measurement Date 3.56%
  - Measurement Date 3.62%
- (3) Single Equivalent Interest Rate, net of plan investment expense, including price inflation:
  - Prior Measurement Date 3.63%
  - Measurement Date 3.70%

2018: Amounts reported for the fiscal year incorporate changes in key methods and assumptions used in calculating the total OPEB liability as presented below:

- (1) Discount Rate:
  - Fiscal Year 2018 3.63%
  - Fiscal Year 2017 2.98%
- (2) Municipal Bond Index Rate:
  - Fiscal Year 2018 3.56%

**Trotwood-Madison City School District, Ohio**  
**Notes to the Required Supplementary Information**  
**For the Fiscal Year Ended June 30, 2023**

---

Fiscal Year 2017	2.92%
(3) Single Equivalent Interest Rate, net of plan investment expense, including price inflation:	
Fiscal Year 2018	3.63%
Fiscal Year 2017	2.98%

2017: The following changes of assumptions affected the total OPEB liability since the prior measurement date:

- (1) The assumed rate of inflation was reduced from 3.25% to 3.00%,
- (2) Payroll growth assumption was reduced from 4.00% to 3.50%,
- (3) Assumed real wage growth was reduced from 0.75% to 0.50%,
- (4) Rates of withdrawal, retirement and disability were updated to reflect recent experience,
- (5) Mortality among active members was updated to RP-2014 Blue Collar Mortality Table with fully generational projection and a five year age set-back for both males and females,
- (6) Mortality among service retired members, and beneficiaries was updated to the following RP-2014 Blue Collar Mortality Table with fully generational projection with Scale BB, 120% of male rates, and 110% of female rates, and
- (7) Mortality among disabled members was updated to RP-2000 Disabled Mortality Table, 90% for male rates and 100% for female rates, set back five years is used for the period after disability retirement.

**State Teachers Retirement System (STRS)**

**Changes in Benefit Terms:**

2023: Salary increase rates were updated based on the actuarial experience study for the period July 1, 2015 through June 30, 2021 and were changed from age based to service based. Healthcare trends were updated to reflect emerging claims and recoveries experience.

2022: The non-Medicare subsidy percentage was increased effective January 1, 2022 from 2.055% to 2.100%. The non-Medicare frozen subsidy base premium was increased effective January 1, 2022. The Medicare Part D subsidy was updated to reflect it is expected to be negative in CY2022. The Part B monthly reimbursement elimination date was postponed indefinitely.

2021: There was no change to the claims costs process. Claim curves were updated to reflect the projected fiscal year end 2021 premium based on June 30, 2020 enrollment distribution. The non-Medicare subsidy percentage was increased effective January 1, 2021 from 1.984% to 2.055% per year of service. The non-Medicare frozen subsidy base premium was increased effective January 1, 2021. The Medicare subsidy percentages were adjusted effective January 1, 2021 to 2.1% for the AMA Medicare plan. The Medicare Part B monthly reimbursement elimination date was postponed indefinitely.

2020: There was no change to the claims costs process. Claim curves were trended to the fiscal year ending June 30, 2020 to reflect the current price renewals. The non-Medicare subsidy percentage was increased effective January 1, 2020 from 1.944% to 1.984% per year of service. The non-Medicare frozen subsidy base premium was increased effective January 1, 2020. The Medicare subsidy percentages were adjusted effective January 1, 2021 to 2.1% for the Medicare plan. The Medicare Part B monthly reimbursement elimination date was postponed to January 1, 2021.



**Trotwood-Madison City School District, Ohio**  
**Notes to the Required Supplementary Information**  
**For the Fiscal Year Ended June 30, 2023**

---

2019: The subsidy multiplier for non-Medicare benefit recipients was increased from 1.900% to 1.944% per year of service effective January 1, 2019. The non-Medicare frozen subsidy base premium was increased effective January 1, 2019 and all remaining Medicare Part B premium reimbursements will be discontinued beginning January 1, 2020. The Board is extending the current Medicare Part B partial reimbursement program for one year. Under this program, benefit recipients currently enrolled in the STRS Ohio Health Care Program and Medicare Part B receive \$29.90 per month to reimburse a portion of the Medicare Part B premium. The reimbursement was set to be reduced to \$0 beginning January 1, 2020. This impacts about 85,000 benefit recipients.

2018: The subsidy multiplier for non-Medicare benefit recipients was reduced from 2.10% to 1.90% per year of service. Medicare Part B premium reimbursements were discontinued for certain survivors and beneficiaries and all remaining Medicare Part B premium reimbursements will be discontinued beginning January 1, 2019.

2017: There were no changes in benefit terms from the amounts reported for this fiscal year.

**Changes in Assumptions:**

2023: The discount rate remained unchanged at 7.00% for the June 30, 2022 valuation.

2022: There were changes in assumptions since the prior measurement date, which the discount rate was adjusted to 7.00% from 7.45%.

2021: There were changes in assumptions during the measurement year, which decreased the total OPEB liability by approximately \$0.26 billion. The assumption changes included changes in healthcare costs and trends.

2020: There were changes in assumptions during the measurement year, which increased the total OPEB liability by approximately \$0.04 billion. The assumption changes included changes in healthcare costs and trends.

2019: The discount rate was increased from the blended rate of 4.13% to the long-term expected rate of return of 7.45% based on the methodology defined under GASB Statement No. 74, Financial Reporting for Postemployment Benefit Plans Other Than Pension Plans (OPEB). Valuation year per capita health care costs were updated.

2018: The discount rate was increased from 3.26% to 4.13% based on the methodology defined under GASB Statement No. 74, Financial Reporting for Postemployment Benefit Plans Other Than Pension Plans (OPEB) and the long term expected rate of return was reduced from 7.75% to 7.45%. Valuation year per capita health care costs were updated, and the salary scale was modified. The percentage of future retirees electing each option was updated based on current data and the percentage of future disabled retirees and terminated vested participants electing health coverage were decreased. The assumed mortality, disability, retirement, withdrawal and future health care cost trend rates were modified along with the portion of rebated prescription drug costs.

2017: There were no changes in methods and assumptions used in the calculation of actuarial determined contributions for this fiscal year.

**TROTWOOD-MADISON CITY SCHOOL DISTRICT  
MONTGOMERY COUNTY  
SCHEDULE OF EXPENDITURES OF FEDERAL AWARDS  
FOR THE YEAR ENDED JUNE 30, 2023**

Federal Grant/ Pass Through Grantor Program Title	Assistance Listing Number	Pass Through Entity Number	Total Federal Expenditures
<b>U.S. DEPARTMENT OF AGRICULTURE</b>			
Passed Through Ohio Department of Education:			
Child Nutrition Cluster:			
School Breakfast Program	10.553	3L70	\$559,405
National School Lunch Program-Non Cash Assistance	10.555	3L60	100,182
COVID-19 National School Lunch Program	10.555	3L60	66,944
National School Lunch Program	10.555	3L60	<u>1,264,739</u>
Total National School Lunch Program			1,431,865
Total Child Nutrition Cluster			<u>1,991,270</u>
Child and Adult Care Food Program	10.558	3L80	99,464
COVID-19 State Pandemic Electronic Benefit Transfer (P-EBT) Administrative Costs Grant	10.649	3HF0	<u>3,135</u>
Total U.S. Department of Agriculture			<u>2,093,869</u>
<b>U.S. DEPARTMENT OF EDUCATION</b>			
Passed Through Ohio Department of Education:			
Special Education Cluster:			
Special Education-Grants to States	84.027	3M20	807,654
COVID-19 Special Education-Grants to States	84.027X	3IA0	52,296
Special Education-Preschool Grants	84.173	3C50	15,493
COVID-19 Special Education-Preschool Grants	84.173X	3IA0	<u>9,250</u>
Total Special Education Cluster			<u>884,693</u>
Supporting Effective Instruction State Grants	84.367	3Y60	122,465
Title I Grants to Local Educational Agencies	84.010	3M00	1,884,853
Student Support and Academic Enrichment Program	84.424	3HI0	156,975
Twenty-First Century Community Learning Centers	84.287	3Y20	138,533
COVID-19 Elementary and Secondary School Emergency Relief Fund	84.425D	3HS0	2,293,130
COVID-19 American Rescue Plan - Elementary and Secondary School Emergency Relief Fund	84.425U	3HS0	9,212,260
COVID-19 American Rescue Plan - Elementary and Secondary School Emergency Relief Fund - Homeless Children and Youth	84.425W	3HZ0	<u>6,920</u>
Total Education Stabilization Fund			<u>11,512,310</u>
Total U.S. Department of Education			<u>14,699,829</u>
<b>U.S. DEPARTMENT OF THE TREASURY</b>			
<i>Passed Through Ohio Facilities Construction Commission:</i>			
COVID-19 Coronavirus State and Local Fiscal Recovery Funds	21.027	5CV3	6,851
Total U.S. Department of the Treasury			<u>6,851</u>
Total Expenditures of Federal Awards			<u>\$16,800,549</u>

See accompanying notes to the Schedule of Expenditures of Federal Awards:

**TROTWOOD-MADISON CITY SCHOOL DISTRICT  
MONTGOMERY COUNTY**

**NOTES TO THE SCHEDULE OF EXPENDITURES OF FEDERAL AWARDS  
2 CFR 200.510(b)(6)  
FOR THE FISCAL YEAR ENDED JUNE 30, 2023**

**NOTE A – BASIS OF PRESENTATION**

The accompanying Schedule of Expenditures of Federal Awards (the Schedule) includes the federal award activity of Trotwood-Madison City School District (the District) under programs of the federal government for the fiscal year ended June 30, 2023. The information on this Schedule is prepared in accordance with the requirements of Title 2 U.S. Code of Federal Regulations Part 200, Uniform Administrative Requirements, Cost Principles, and Audit Requirements for Federal Awards (Uniform Guidance). Because the Schedule presents only a selected portion of the operations of the District, it is not intended to and does not present the financial position or changes in net position of the District.

**NOTE B – SUMMARY OF SIGNIFICANT ACCOUNTING POLICIES**

Expenditures reported on the Schedule are reported on the cash basis of accounting. Such expenditures are recognized following the cost principles contained in Uniform Guidance wherein certain types of expenditures may or may not be allowable or may be limited as to reimbursement.

**NOTE C – INDIRECT COST RATE**

The District has elected not to use the 10-percent de minimis indirect cost rate as allowed under the Uniform Guidance.

**NOTE D - CHILD NUTRITION CLUSTER**

The District commingles cash receipts from the U.S. Department of Agriculture with similar State grants. When reporting expenditures on this Schedule, the District assumes it expends federal monies first.

**NOTE E – FOOD DONATION PROGRAM**

The District reports commodities consumed on the Schedule at the fair value. The District allocated donated food commodities to the respective program that benefitted from the use of those donated food commodities.

**INDEPENDENT AUDITOR'S REPORT ON INTERNAL CONTROL OVER FINANCIAL REPORTING  
AND ON COMPLIANCE AND OTHER MATTERS REQUIRED BY *GOVERNMENT AUDITING STANDARDS***

Board of Education  
Trotwood-Madison City School District

We have audited, in accordance with the auditing standards generally accepted in the United States of America and the standards applicable to financial audits contained in *Government Auditing Standards* issued by the Comptroller General of the United States, the financial statements of the governmental activities, each major fund, and the aggregate remaining fund information of the Trotwood-Madison City School District (the District), as of and for the year ended June 30, 2023, and the related notes to the financial statements, which collectively comprise the District's basic financial statements, and have issued our report thereon dated December 15, 2023.

**Report on Internal Control over Financial Reporting**

In planning and performing our audit of the financial statements, we considered the District's internal control over financial reporting (internal control) as a basis for designing audit procedures that are appropriate in the circumstances for the purpose of expressing our opinions on the financial statements, but not for the purpose of expressing an opinion on the effectiveness of the District's internal control. Accordingly, we do not express an opinion on the effectiveness of the District's internal control.

*A deficiency in internal control* exists when the design or operation of a control does not allow management or employees, in the normal course of performing their assigned functions, to prevent, or detect and correct, misstatements on a timely basis. *A material weakness* is a deficiency, or a combination of deficiencies, in internal control, such that there is a reasonable possibility that a material misstatement of the entity's financial statements will not be prevented, or detected and corrected on a timely basis. *A significant deficiency* is a deficiency, or a combination of deficiencies, in internal control that is less severe than a material weakness, yet important enough to merit attention by those charged with governance.

Our consideration of internal control was for the limited purpose described in the first paragraph of this section and was not designed to identify all deficiencies in internal control that might be material weaknesses or, significant deficiencies. Given these limitations, during our audit we did not identify any deficiencies in internal control that we consider to be material weaknesses. However, material weaknesses or significant deficiencies may exist that were not identified.

**Report on Compliance and Other Matters**

As part of obtaining reasonable assurance about whether the District's financial statements are free from material misstatement, we performed tests of its compliance with certain provisions of laws, regulations, contracts, and grant agreements, noncompliance with which could have a direct and material effect on the financial statements. However, providing an opinion on compliance with those provisions was not an objective of our audit, and accordingly, we do not express such an opinion. The results of our tests disclosed no instances of noncompliance or other matters that are required to be reported under *Government Auditing Standards*.

## Purpose of this Report

The purpose of this report is solely to describe the scope of our testing of internal control and compliance and the results of that testing, and not to provide an opinion on the effectiveness of the entity's internal control or on compliance. This report is an integral part of an audit performed in accordance with *Government Auditing Standards* in considering the entity's internal control and compliance. Accordingly, this communication is not suitable for any other purpose.

*Plattenburg & Associates, Inc.*

Plattenburg & Associates, Inc.  
Cincinnati, Ohio  
December 15, 2023

**INDEPENDENT AUDITOR'S REPORT ON COMPLIANCE WITH REQUIREMENTS  
APPLICABLE TO EACH MAJOR FEDERAL PROGRAM AND ON INTERNAL CONTROL  
OVER COMPLIANCE REQUIRED BY THE UNIFORM GUIDANCE**

Board of Education  
Trotwood-Madison City School District

**Report on Compliance for Each Major Federal Program**

***Opinion on Each Major Federal Program***

We have audited the Trotwood-Madison City School District's (the District) compliance with the types of compliance requirements identified as subject to audit in the *OMB Compliance Supplement* that could have a direct and material effect on each of the District's major federal programs for the year ended June 30, 2023. The District's major federal programs are identified in the summary of auditor's results section of the accompanying schedule of findings and questioned costs.

In our opinion, the District, complied, in all material respects, with the types of compliance requirements referred to above that could have a direct and material effect on each of its major federal programs for the year ended June 30, 2023.

***Basis for Opinion on Each Major Federal Program***

We conducted our audit of compliance in accordance with auditing standards generally accepted in the United States of America; the standards applicable to financial audits contained in Government Auditing Standards, issued by the Comptroller General of the United States; and the audit requirements of Title 2 U.S. Code of Federal Regulations Part 200, Uniform Administrative Requirements, Cost Principles, and Audit Requirements for Federal Awards (Uniform Guidance). Our responsibilities under those standards and the Uniform Guidance are further described in the Auditor's Responsibilities for the Audit of Compliance section of our report.

We are required to be independent of the District and to meet our other ethical responsibilities, in accordance with relevant ethical requirements relating to our audit. We believe that the audit evidence we have obtained is sufficient and appropriate to provide a basis for our opinion on compliance for each major federal program. Our audit does not provide a legal determination of the District's compliance with the compliance requirements referred to above.

***Responsibilities of Management for Compliance***

Management is responsible for compliance with the requirements referred to above and for the design, implementation, and maintenance of effective internal control over compliance with the requirements of laws, statutes, regulations, rules, and provisions of contracts or grant agreements applicable to the District's federal programs.

## ***Auditor's Responsibilities for the Audit of Compliance***

Our objectives are to obtain reasonable assurance about whether material noncompliance with the compliance requirements referred to above occurred, whether due to fraud or error, and express an opinion on the District's compliance based on our audit. Reasonable assurance is a high level of assurance but is not absolute assurance and therefore is not a guarantee that an audit conducted in accordance with generally accepted auditing standards, *Government Auditing Standards*, and the Uniform Guidance will always detect material noncompliance when it exists. The risk of not detecting material noncompliance resulting from fraud is higher than for that resulting from error, as fraud may involve collusion, forgery, intentional omissions, misrepresentations, or the override of internal control. Noncompliance with the compliance requirements referred to above is considered material if there is a substantial likelihood that, individually or in the aggregate, it would influence the judgment made by a reasonable user of the report on compliance about the District's compliance with the requirements of each major federal program as a whole.

In performing an audit in accordance with generally accepted auditing standards, *Government Auditing Standards*, and the Uniform Guidance, we:

- Exercise professional judgment and maintain professional skepticism throughout the audit.
- Identify and assess the risks of material noncompliance, whether due to fraud or error, and design and perform audit procedures responsive to those risks. Such procedures include examining, on a test basis, evidence regarding the District's compliance with the compliance requirements referred to above and performing such other procedures as we considered necessary in the circumstances.
- Obtain an understanding of the District's internal control over compliance relevant to the audit in order to design audit procedures that are appropriate in the circumstances and to test and report on internal control over compliance in accordance with the Uniform Guidance, but not for the purpose of expressing an opinion on the effectiveness of the District's internal control over compliance. Accordingly, no such opinion is expressed.

We are required to communicate with those charged with governance regarding, among other matters, the planned scope and timing of the audit and any significant deficiencies and material weaknesses in internal control over compliance that we identified during the audit.

### **Report on Internal Control over Compliance**

*A deficiency in internal control over compliance* exists when the design or operation of a control over compliance does not allow management or employees, in the normal course of performing their assigned functions, to prevent, or detect and correct, noncompliance with a type of compliance requirement of a federal program on a timely basis. *A material weakness in internal control over compliance* is a deficiency, or combination of deficiencies, in internal control over compliance, such that there is a reasonable possibility that material noncompliance with a type of compliance requirement of a federal program will not be prevented, or detected and corrected, on a timely basis. *A significant deficiency in internal control over compliance* is a deficiency, or a combination of deficiencies, in internal control over compliance with a type of compliance requirement of a federal program that is less severe than a material weakness in internal control over compliance, yet important enough to merit attention by those charged with governance.

Our consideration of internal control over compliance was for the limited purpose described in the Auditor's Responsibilities for the Audit of Compliance section above and was not designed to identify all deficiencies in internal control over compliance that might be material weaknesses or significant deficiencies in internal control over compliance. Given these limitations, during our audit we did not identify any deficiencies in internal control over compliance that we consider to be material weaknesses, as defined above. However, material weaknesses or significant deficiencies in internal control over compliance may exist that were not identified.

Our audit was not designed for the purpose of expressing an opinion on the effectiveness of internal control over compliance. Accordingly, no such opinion is expressed.

The purpose of this report on internal control over compliance is solely to describe the scope of our testing of internal control over compliance and the results of that testing based on the requirements of the Uniform Guidance. Accordingly, this report is not suitable for any other purpose.

*Plattenburg & Associates, Inc.*

Plattenburg & Associates, Inc.  
Cincinnati, Ohio  
December 15, 2023



**TROTWOOD-MADISON CITY SCHOOL DISTRICT  
SCHEDULE OF FINDINGS AND QUESTIONED COSTS  
FOR THE YEAR ENDED JUNE 30, 2023**

**Section I – Summary of Auditor’s Results**

**Financial Statements**

Type of auditor’s report issued on whether the financial statements audited were prepared in accordance with GAAP: Unmodified

Internal control over financial reporting:

- Material weakness(es) identified? No
- Significant Deficiency(s) identified? None reported

Noncompliance material to financial statements noted? No

**Federal Awards**

Internal control over major federal programs:

- Material weakness(es) identified? No
- Significant Deficiency(s) identified? None reported

Type of auditor’s report issued on compliance for major federal programs: Unmodified

Any audit findings disclosed that are required to be reported in accordance with 2 CFR 200.516(a)? No

Identification of major federal programs:

Title 1  
Education Stabilization Fund ALN 84.425D, 84.425U and 84.425W

Dollar threshold used to distinguish between Type A and Type B Programs \$750,000

Auditee qualified as low-risk auditee? Yes

**Section II – Findings Related to the Financial Statements Required to be reported in Accordance with GAGAS**

None

**Section III – Federal Award Findings and Questioned Costs**

None

**TROTWOOD-MADISON CITY SCHOOL DISTRICT  
SCHEDULE OF PRIOR AUDIT FINDINGS AND QUESTIONED COSTS  
FOR THE YEAR ENDED JUNE 30, 2023**

**Summary of Prior Audit Findings and Questioned Costs:**

None Noted.

# OHIO AUDITOR OF STATE KEITH FABER



**TROTWOOD-MADISON CITY SCHOOL DISTRICT  
MONTGOMERY COUNTY**

**AUDITOR OF STATE OF OHIO CERTIFICATION**

This is a true and correct copy of the report, which is required to be filed pursuant to Section 117.26, Revised Code, and which is filed in the Office of the Ohio Auditor of State in Columbus, Ohio.



**Certified for Release 2/13/2024**

88 East Broad Street, Columbus, Ohio 43215  
Phone: 614-466-4514 or 800-282-0370

This report is a matter of public record and is available online at  
[www.ohioauditor.gov](http://www.ohioauditor.gov)